

SHYIELD™ CONCENTRATE

SHYIELD™ Concentrate cleans and disinfects surfaces in only 5 minutes. The solution is easy to dilute and remains effective for up to 30 days in a secondary container. SHYIELD™ Concentrate comes in a variety of sizes and is cost effective for large area disinfection.

APPLICATIONS*


Floors, ceilings, walls, racking, lighting, processing and extraction equipment, and other large surfaces.



CONTACT TIME AND DILUTION RATIOS

Fungicidal	5 minutes at 1:40 (25mL/L)
Bactericidal	5 minutes at 1:40 (25mL/L)
Virucidal	5 minutes at 1:40 (25mL/L)
Tuberculocidal	5 minutes at 1:40 (25mL/L)
Broad-spectrum sanitizing	30 seconds at 1:128 (8mL/L)

SURFACE SHOULD BE WET FOR ENTIRE CONTACT TIME

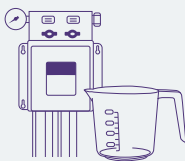


HOW TO USE SHYIELD™ CONCENTRATE†

STEP 1

Dilute SHYIELD™ Concentrate

Use a mixing system, measuring cup, or approved dispensing accessories to dilute the concentrate. For disinfection, dilute the concentrate solution at a 1:40 dilution ratio (25mL of concentrate to 1L water).



STEP 2

Apply a workplace label to the secondary container

Use a SHYIELD™ Concentrate workplace label and record the dilution ratio, the lot number, and expiry date. The solution is effective for 30 days once diluted.



STEP 3

Pre-clean heavily soiled areas when necessary

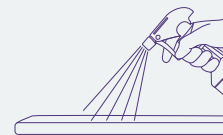
If required, remove all plants or debris, clean the area, and rinse with potable water prior to disinfection.



STEP 4

Apply diluted solution to surface until thoroughly wet

Spray, foam, or wipe the diluted solution on to hard, non-porous surfaces and equipment. Avoid contact with plants.



STEP 5

Allow surface to remain wet for 5 minutes

For disinfectants to be effective, they must remain wet on the surface for their entire contact time as per label directions.



STEP 6

Allow surface to air dry

Allow surfaces and equipment to simply air dry.‡



SUCCESS & TROUBLESHOOTING TIPS



MEASURE. MEASURE. TEST.

Use a mixing system, measuring cup, or approved dispensing accessories when diluting the concentrate to ensure your solution is properly mixed and effective every time. If using a mixing station, ensure you calibrate the unit and utilize the AHP1750 Test Strips designed for SHYIELD™ Concentrate to confirm the appropriate dilution is dispensed.



START FRESH.

Ensure bottles and containers are emptied, cleaned, and dried prior to refilling them with new solution to guarantee it is effective every time. Remember to place a workplace label on any new bottles for easy identification.



MORE IS NOT BETTER.

Follow the dilution ratios to conserve product and prevent unnecessary issues. When diluted properly, SHYIELD™ Concentrate is a cost-effective solution for your everyday disinfection needs.

* Applications provided are not an exhaustive list.

† Refer to product label and reference sheet for full list of claims, contact times and use-directions.

‡ Only food contact surfaces or equipment that may come into contact with plants or cannabis require rinsing with potable water.