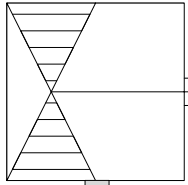
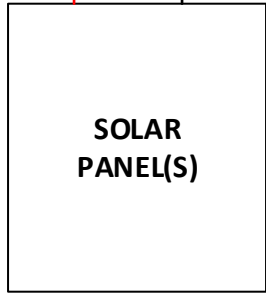


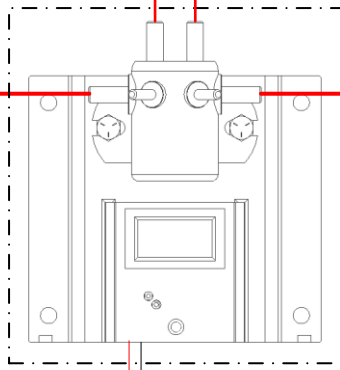
**CUTTING EDGE POWER  
WIND TURBINE**



**SOLAR  
PANEL(S)**

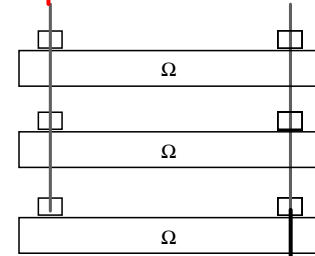


**CUTTING EDGE POWER  
CHARGE CONTROLLER**

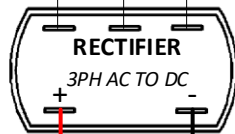
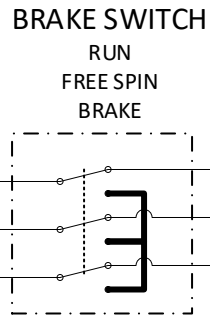
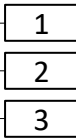


**CUTTING EDGE POWER  
DUMP LOAD RESISTOR  
PACKAGE**

# OF RESISTORS CAN VARY  
ADD ADDITIONAL RESISTORS AS  
NECESSARY



**3 PHASE AC  
FROM WIND  
TURBINE**



DWG. NO.: CC-03 Q2  
 DWG. DESCRIPTION: CEP CC-03 Q2 2019-FORWARD WIRING

REVISION: -  
 DWG BY: RJC  
 DWG DATE: 04/09/2019

SHEET 1 OF 1