

# WEG Standard Product Catalog

Single Phase and Three Phase General Purpose  
IEEE, Brake Motors and IEC TRU-METRIC™



Register to keep your  
catalog up-to-date



## Single-Phase General Purpose Motors - (A-17)


|  |      |
|--|------|
| TEFC – Foot Mount . . . . .                      | A-19 |
| TEFC – C-Face – Foot Mount . . . . .             | A-21 |
| TEFC – C-Face – Footless . . . . .               | A-22 |
| TEFC – Foot Mount – Thermally Protected. . . . . | A-22 |
| ODP – Foot Mount . . . . .                       | A-23 |
| ODP – Resilient Base . . . . .                   | A-24 |
| ODP – C-Face – Foot Mount . . . . .              | A-25 |
| ODP – C-Face – Footless . . . . .                | A-26 |
| ODP – Foot Mount – Thermally protected . . . . . | A-26 |



TEFC Rolled Steel



ODP Rolled Steel



TEFC Cast Iron



Resilient Base

## TEFC & ODP

High Starting Torque makes these motors ideal for a wide range of applications.

### Standard Features:

- Ball bearings
- Class F insulation
- F1 Mounted
- V-ring Seals

### Features that make a difference:

- High Starting Torque
- 182T frames and up are cast iron for severe duty
- NPT Threaded Holes in Terminal Box



Please refer to back cover for description of "NOTES"

For detailed specifications, data sheets, drawings and performance curves visit <http://www.weg.net>

Data subject to change without notice.



# Single-Phase General Purpose Motors

Single-Phase  
General Purpose  
Motors

## TEFC - Foot Mount

| HP   | kW   | RPM  | Frame  | Catalog Number    | List Price | Mult. Symbol | Approx. Shipping Weight (lbs) | Service Factor | FL Amps @ High | FL. Eff (%) | "C" Dimension (in) | Voltage (V) | Notes |
|------|------|------|--------|-------------------|------------|--------------|-------------------------------|----------------|----------------|-------------|--------------------|-------------|-------|
| 0.25 | 0.18 | 3600 | W56    | .2536ES1BW56-S    | \$257      | F1           | 20                            | 1.15           | 2.10           | 50.0        | 10.713             | 115/208-230 | 9     |
|      |      | 1800 | W56    | .2518ES1BW56-S    | \$267      | F1           | 20                            | 1.15           | 2.30           | 57.0        | 11.106             | 115/208-230 | 9     |
| 0.33 | 0.25 | 3600 | W56    | .3336ES1BW56-S    | \$267      | F1           | 23                            | 1.15           | 2.60           | 54.0        | 11.106             | 115/208-230 | 9     |
|      |      | 1800 | W56    | .3318ES1BW56-S    | \$283      | F1           | 22                            | 1.15           | 3.00           | 61.0        | 11.500             | 115/208-230 | 9     |
|      |      | 1800 | W56    | .3318ES1RFDW56-S  | \$284      | R1           | 22                            | 1.15           | 3.00           | 61.0        | 11.500             | 115/230     | 4,9   |
| 0.50 | 0.37 | 3600 | W56    | .5036ES1BW56-S    | \$284      | F1           | 24                            | 1.15           | 3.50           | 60.0        | 11.500             | 115/208-230 | 9     |
|      |      | 3600 | W56    | .5036ES1BOLW56-S  | \$316      | F1           | 24                            | 1.15           | 3.50           | 60.0        | 11.500             | 115/208-230 | 4,9   |
|      |      | 1800 | W56    | .5018ES1RFDW56-S  | \$308      | R1           | 25                            | 1.15           | 4.00           | 64.0        | 11.894             | 115/230     | 4,9   |
|      |      | 1800 | W56    | .5018ES1BW56-S    | \$312      | F1           | 24                            | 1.15           | 4.00           | 64.0        | 11.894             | 115/208-230 | 9     |
|      |      | 1200 | 56     | .5012ES1B56-S     | \$512      | F1           | 38                            | 1.15           | 3.20           | 71.0        | 13.508             | 115/208-230 | 9     |
| 0.75 | 0.55 | 3600 | 56     | .7536ES1BOL56-S   | \$329      | F1           | 31                            | 1.15           | 4.00           | 66.0        | 12.721             | 115/208-230 | 4,9   |
|      |      | 3600 | 56     | .7536ES1B56-S     | \$297      | F1           | 31                            | 1.15           | 4.00           | 66.0        | 12.721             | 115/208-230 | 9     |
|      |      | 1800 | 56     | .7518ES1RFD56-S   | \$357      | R1           | 34                            | 1.15           | 5.30           | 68.5        | 13.114             | 115/230     | 4,9   |
|      |      | 1800 | 56     | .7518ES1B56-S     | \$348      | F1           | 33                            | 1.15           | 5.30           | 68.5        | 13.114             | 115/208-230 | 9     |
|      |      | 1200 | 56     | .7512ES1B56-S     | \$648      | F1           | 44                            | 1.15           | 4.70           | 70.0        | 14.295             | 115/208-230 | 9     |
| 1    | 0.75 | 3600 | 56     | 00136ES1BOL56-S   | \$408      | F1           | 35                            | 1.15           | 5.10           | 70.0        | 13.114             | 115/208-230 | 4,9   |
|      |      | 3600 | 56     | 00136ES1B56-S     | \$376      | F1           | 34                            | 1.15           | 5.10           | 70.0        | 13.114             | 115/208-230 | 9     |
|      |      | 3600 | 143/5T | 00136ES1B143T-S   | \$553      | RS           | 35                            | 1.15           | 5.10           | 70.0        | 13.212             | 115/208-230 | 9     |
|      |      | 1800 | 56     | 00118ES1RFD56-S   | \$394      | R1           | 40                            | 1.15           | 6.80           | 71.0        | 13.901             | 115/230     | 4,9   |
|      |      | 1800 | 56     | 00118ES1B56-S     | \$401      | F1           | 39                            | 1.15           | 6.80           | 71.9        | 13.902             | 115/208-230 | 9     |
|      |      | 1800 | 143/5T | 00118ES1RFD143T-S | \$400      | R1           | 40                            | 1.15           | 6.80           | 71.0        | 13.901             | 115/230     | 4,9   |
|      |      | 1800 | 143/5T | 00118ES1E143T-S   | \$531      | RS           | 42                            | 1.15           | 3.40           | 71.0        | 13.970             | 208-230/460 | 9     |
| 1.5  | 1.1  | 3600 | 56     | 00156ES1B56-S     | \$432      | F1           | 39                            | 1.15           | 6.60           | 75.0        | 13.902             | 115/208-230 | 9     |
|      |      | 3600 | 56     | 00156ES1BOL56-S   | \$463      | F1           | 39                            | 1.15           | 6.60           | 75.0        | 13.902             | 115/208-230 | 4,9   |
|      |      | 3600 | 143/5T | 00156ES1B143T-S   | \$602      | RS           | 40                            | 1.15           | 6.60           | 75.0        | 13.970             | 115/208-230 | 9     |
|      |      | 1800 | 56H    | 00158ES1RFD56H-S  | \$502      | R1           | 51                            | 1.15           | 7.50           | 77.0        | 15.083             | 115/230     | 4,9   |
|      |      | 1800 | 56H    | 00158ES1B56-S     | \$456      | F1           | 40                            | 1.15           | 7.50           | 77.0        | 15.083             | 115/208-230 | 9     |
|      |      | 1800 | 143/5T | 00158ES1RFD145T-S | \$504      | R1           | 50                            | 1.15           | 7.48           | 77.0        | 15.083             | 115/230     | 4,9   |
|      |      | 1800 | 143/5T | 00158ES1B145T-S   | \$612      | RS           | 48                            | 1.15           | 7.50           | 77.0        | 15.152             | 115/208-230 | 9     |
|      |      | 1800 | 143/5T | 00158ES1E145T-S   | \$611      | RS           | 48                            | 1.15           | 3.70           | 77.0        | 15.152             | 208-230/460 | 9     |
|      |      | 1200 | 182T   | 00152ES1E182T-W22 | \$1,100    | W1           | 97                            | 1.15           | 4.90           | 75.0        | 16.050             | 208-230/460 | 39    |

continued on next page

Please refer to back cover for description of "NOTES"

For detailed specifications, data sheets, drawings and performance curves visit <http://www.weg.net>

Data subject to change without notice.

Can't find what you are looking for? Call 1-800-ASK-4WEG (275-4934)


## TEFC - Foot Mount - *continued*

| HP   | kW  | RPM  | Frame   | Catalog Number      | List Price | Mult. Symbol | Approx. Shipping Weight (lbs) | Service Factor | FL Amps @ High | FL Eff (%) | "C" Dimension (in) | Voltage (V) | Notes |
|------|-----|------|---------|---------------------|------------|--------------|-------------------------------|----------------|----------------|------------|--------------------|-------------|-------|
| 2    | 1.5 | 3600 | 56      | 00236ES1B0L56-S     | \$592      | F1           | 44                            | 1.15           | 8.70           | 77.0       | 14.295             | 115/208-230 | 3,9   |
|      |     | 3600 | 56H     | 00236ES1B56-S       | \$561      | F1           | 44                            | 1.15           | 8.70           | 77.0       | 14.295             | 115/208-230 | 9     |
|      |     | 3600 | 143/5T  | 00236ES1E145T-S     | \$640      | RS           | 43                            | 1.15           | 4.40           | 77.0       | 14.365             | 208-230/460 | 9     |
|      |     | 3600 | 143/5T  | 00236ES1B145T-S     | \$641      | RS           | 43                            | 1.15           | 8.70           | 77.0       | 14.365             | 115/208-230 | 9     |
|      |     | 1800 | 56H     | 00218ES1RFD56H-S    | \$529      | R1           | 56                            | 1.15           | 10.0           | 78.5       | 15.870             | 115/230     | 4,9   |
|      |     | 1800 | 143/5T  | 00218ES1RFD145T-S   | \$578      | R1           | 57                            | 1.15           | 10.0           | 78.5       | 15.870             | 115/230     | 4,9   |
|      |     | 1800 | 143/5T  | 00218ES1E145T-S     | \$615      | RS           | 56                            | 1.15           | 5.00           | 78.5       | 15.938             | 208-230/460 | 9     |
|      |     | 1800 | 143/5T  | 00218ES1B145T-S     | \$615      | RS           | 56                            | 1.15           | 10.0           | 78.5       | 15.938             | 115/208-230 | 9     |
|      |     | 1800 | 182/4T  | 00218ES1RFD182T-W22 | \$790      | R1           | 108                           | 1.15           | 10.0           | 81.0       | 17.244             | 115/230     | 4,39  |
|      |     | 1200 | 213/5T  | 00212ES1E213T-W22   | \$1,209    | W1           | 125                           | 1.15           | 5.30           | 78.0       | 20.984             | 208-230/460 | 39    |
| 3    | 2.2 | 3600 | 143/5T  | 00336ES1E145T-S     | \$829      | RS           | 53                            | 1.15           | 6.40           | 80.0       | 15.545             | 208-230/460 | 9     |
|      |     | 3600 | 143/5T  | 00336ES1B145T-S     | \$830      | RS           | 53                            | 1.15           | 12.7           | 80.0       | 15.545             | 115/208-230 | 9     |
|      |     | 3600 | 182T    | 00336ES1B182T-W22   | \$882      | W1           | 92                            | 1.15           | 13.6           | 80.0       | 17.240             | 115/208-230 | 39    |
|      |     | 3600 | 182T    | 00336ES1E182T-W22   | \$879      | W1           | 96                            | 1.15           | 6.80           | 80.0       | 16.050             | 208-230/460 | 39    |
|      |     | 1800 | 184T    | 00318ES1E184T-W22   | \$874      | W1           | 99                            | 1.15           | 6.80           | 77.0       | 17.050             | 208-230/460 | 39    |
|      |     | 1800 | 184T    | 00318ES1C184T-W22   | \$875      | W1           | 99                            | 1.15           | 13.6           | 77.0       | 17.050             | 208-230     | 39    |
|      |     | 1800 | 182/4T  | 00318ES1DFD184T-W22 | \$915      | R1           | 117                           | 1.15           | 14.5           | 81.0       | 17.244             | 230         | 4,39  |
|      |     | 1200 | 215T    | 00312ES1E215T-W22   | \$1,327    | W1           | 170                           | 1.15           | 6.70           | 80.0       | 20.984             | 208-230/460 | 39    |
| 5    | 3.7 | 3600 | 184T    | 00536ES1E184T-W22   | \$1,038    | W1           | 110                           | 1.15           | 10.5           | 83.0       | 17.050             | 208-230/460 | 39    |
|      |     | 3600 | 184T    | 00536ES1B184T-W22   | \$1,040    | W1           | 110                           | 1.15           | 21.0           | 83.0       | 17.050             | 115/208-230 | 39    |
|      |     | 1800 | 184T    | 00518ES1E184T-W22   | \$1,064    | W1           | 118                           | 1.15           | 10.7           | 79.0       | 17.050             | 208-230/460 | 39    |
|      |     | 1800 | 184T    | 00518ES1C184T-W22   | \$1,066    | W1           | 118                           | 1.15           | 21.4           | 79.0       | 17.050             | 208-230     | 39    |
|      |     | 1800 | 184T    | 00518ES1DFD184T-W22 | \$1,074    | R1           | 131                           | 1.15           | 21.4           | 79.0       | 17.050             | 230         | 4,39  |
|      |     | 1800 | 213/5TZ | 00518ES1DFD215Z-W22 | \$1,205    | R1           | 136                           | 1.15           | 21.4           | 79.0       | 20.984             | 230         | 4,39  |
|      |     | 1800 | 213/5T  | 00518ES1DFD215T-W22 | \$1,205    | R1           | 136                           | 1.15           | 21.4           | 79.0       | 20.984             | 230         | 4,39  |
|      |     | 1200 | 215T    | 00512ES1E215T-W22   | \$1,588    | W1           | 172                           | 1.15           | 11.0           | 80.0       | 19.567             | 208-230/460 | 39    |
| 7.5  | 5.5 | 3600 | 213T    | 00736ES1E213T-W22   | \$1,548    | W1           | 147                           | 1.15           | 14.9           | 86.0       | 18.021             | 208-230/460 | 39    |
|      |     | 3600 | 213T    | 00736ES1B213T-W22   | \$1,552    | W1           | 147                           | 1.15           | 29.8           | 86.0       | 18.021             | 115/208-230 | 39    |
|      |     | 1800 | 215T    | 00718ES1E215T-W22   | \$1,359    | W1           | 164                           | 1.15           | 17.0           | 83.0       | 19.567             | 208-230/460 | 39    |
|      |     | 1800 | 215T    | 00718ES1DFD215T-W22 | \$1,463    | R1           | 168                           | 1.15           | 33.0           | 83.0       | 19.567             | 230         | 4,39  |
|      |     | 1800 | 215TZ   | 00718ES1DFD215Z-W22 | \$1,463    | R1           | 168                           | 1.15           | 33.0           | 83.0       | 19.567             | 230         | 4,39  |
| 10   | 7.5 | 3600 | 215T    | 01036ES1E215T-W22   | \$1,916    | W1           | 162                           | 1.15           | 19.4           | 86.0       | 19.567             | 208-230/460 | 39    |
|      |     | 1800 | 215T    | 01018ES1E215T-W22   | \$1,579    | W1           | 188                           | 1.15           | 19.5           | 84.0       | 19.567             | 208-230/460 | 39    |
|      |     | 1800 | 215T    | 01018ES1DFD215T-W22 | \$1,692    | R1           | 193                           | 1.15           | 40.0           | 83.0       | 19.567             | 230         | 4,39  |
| 12.5 | 9.2 | 3600 | 215T    | 01236ES1C215T-W22   | \$2,015    | W1           | 182                           | 1.15           | 53.6           | 88.5       | 19.567             | 208-230     | 39    |
|      |     | 1800 | 215T    | 01218ES1E215T-W22   | \$1,776    | W1           | 205                           | 1.15           | 27.2           | 82.5       | 19.462             | 208-230/460 | 4,39  |

Please refer to back cover for description of "NOTES"

For detailed specifications, data sheets, drawings and performance curves visit <http://www.weg.net>

Data subject to change without notice.



# Single-Phase General Purpose Motors

Single-Phase  
General Purpose  
Motors

## TEFC - C-Face - Foot Mount

| HP   | kW   | RPM  | Frame   | Catalog Number     | List Price | Mult. Symbol | Approx. Shipping Weight (lbs) | Service Factor | FL Amps @ High | FL. Eff (%) | "C" Dimension (in) | Voltage (V) | Notes |
|------|------|------|---------|--------------------|------------|--------------|-------------------------------|----------------|----------------|-------------|--------------------|-------------|-------|
| 0.25 | 0.18 | 3600 | W56C    | .2536ES1BW56C-S    | \$280      | F1           | 20                            | 1.15           | 2.10           | 50.0        | 10.713             | 115/208-230 | 9     |
|      |      | 1800 | W56C    | .2518ES1BW56C-S    | \$288      | F1           | 20                            | 1.15           | 2.30           | 57.0        | 11.106             | 115/208-230 | 9     |
| 0.33 | 0.25 | 3600 | W56C    | .3336ES1BW56C-S    | \$288      | F1           | 22                            | 1.15           | 2.60           | 54.0        | 11.106             | 115/208-230 | 9     |
|      |      | 1800 | W56C    | .3318ES1BW56C-S    | \$304      | F1           | 22                            | 1.15           | 3.00           | 61.0        | 11.500             | 115/208-230 | 9     |
| 0.50 | 0.37 | 3600 | W56C    | .5036ES1BW56C-S    | \$313      | F1           | 24                            | 1.15           | 3.50           | 60.0        | 11.500             | 115/208-230 | 9     |
|      |      | 1800 | W56C    | .5018ES1BW56C-S    | \$333      | F1           | 26                            | 1.15           | 4.00           | 64.0        | 11.894             | 115/208-230 | 9     |
|      |      | 1800 | W56C    | .5018ES1BOW56C-S   | \$348      | F1           | 24                            | 1.15           | 4.00           | 64.0        | 11.894             | 115/208-230 | 3,9   |
|      |      | 1200 | 56C     | .5012ES1B56C-S     | \$535      | F1           | 39                            | 1.15           | 3.20           | 67.0        | 13.508             | 115/208-230 | 9     |
| 0.75 | 0.55 | 3600 | 56C     | .7536ES1B56C-S     | \$353      | F1           | 32                            | 1.15           | 4.00           | 66.0        | 12.721             | 115/208-230 | 9     |
|      |      | 1800 | 56C     | .7518ES1B56C-S     | \$370      | F1           | 34                            | 1.15           | 5.30           | 68.5        | 13.114             | 115/208-230 | 9     |
|      |      | 1200 | 56HC    | .7512ES1B56C-S     | \$669      | F1           | 45                            | 1.15           | 4.70           | 70.0        | 14.295             | 115/208-230 | 9     |
| 1    | 0.75 | 3600 | 56C     | 00136ES1B56C-S     | \$378      | F1           | 35                            | 1.15           | 5.10           | 70.0        | 13.114             | 115/208-230 | 9     |
|      |      | 1800 | 56C     | 00118ES1B56C-S     | \$424      | F1           | 40                            | 1.15           | 6.80           | 71.0        | 13.902             | 115/208-230 | 9     |
|      |      | 1800 | 56C     | 00118ES1B056C-S    | \$439      | F1           | 40                            | 1.15           | 6.80           | 71.0        | 13.902             | 115/208-230 | 3,9   |
| 1.5  | 1.1  | 3600 | 56C     | 00156ES1B56C-S     | \$454      | F1           | 40                            | 1.15           | 6.60           | 75.0        | 13.902             | 115/208-230 | 9     |
|      |      | 1800 | 56HC    | 00158ES1B056C-S    | \$493      | F1           | 41                            | 1.15           | 7.50           | 77.0        | 15.083             | 115/208-230 | 3,9   |
|      |      | 1800 | 56HC    | 00158ES1B56C-S     | \$478      | F1           | 41                            | 1.15           | 7.50           | 77.0        | 15.083             | 115/208-230 | 9     |
| 2    | 1.5  | 3600 | 56HC    | 00236ES1B56C-S     | \$589      | F1           | 44                            | 1.15           | 8.70           | 77.0        | 14.295             | 115/208-230 | 9     |
|      |      | 1800 | 143/5TC | 00218ES1B145TC-S   | \$643      | RS           | 52                            | 1.15           | 10.0           | 78.5        | 15.938             | 115/208-230 | 9     |
| 3    | 2.2  | 3600 | 143/5TC | 00336ES1E145TC-S   | \$858      | RS           | 56                            | 1.15           | 6.40           | 80.0        | 15.545             | 208-230/460 | 9     |
|      |      | 1800 | 184TC   | 00318ES1E184TC     | \$913      | W1           | 99                            | 1.15           | 6.80           | 77.0        | 17.050             | 208-230/460 | 39    |
|      |      | 1800 | 184TC   | 00318ES1B184TC     | \$913      | W1           | 99                            | 1.15           | 13.6           | 77.0        | 17.050             | 115/208-230 | 39    |
|      |      | 1800 | 184TC   | 00318ES1C184TC     | \$913      | W1           | 99                            | 1.15           | 13.6           | 77.0        | 17.050             | 208-230     | 39    |
| 5    | 3.7  | 3600 | 184TC   | 00536ES1E184TC     | \$1,077    | W1           | 109                           | 1.15           | 10.5           | 83.0        | 17.050             | 208-230/460 | 39    |
|      |      | 1800 | 184TC   | 00518ES1E184TC     | \$1,103    | W1           | 118                           | 1.15           | 10.7           | 79.0        | 17.050             | 208-230/460 | 39    |
|      |      | 1800 | 184TC   | 00518ES1C184TC-W22 | \$1,103    | W1           | 118                           | 1.15           | 21.4           | 79.0        | 17.050             | 208-230     | 39    |
| 7.5  | 5.5  | 3600 | 213TC   | 00736ES1E213TC-W22 | \$1,598    | W1           | 147                           | 1.15           | 14.9           | 86.0        | 18.021             | 208-230/460 | 39    |
|      |      | 1800 | 215TC   | 00718ES1E215TC     | \$1,410    | W1           | 166                           | 1.15           | 17.0           | 83.0        | 19.567             | 208-230/460 | 39    |
| 10   | 7.5  | 3600 | 215TC   | 01036ES1E215TC     | \$1,970    | W1           | 164                           | 1.15           | 19.4           | 86.0        | 19.567             | 208-230/460 | 39    |
|      |      | 1800 | 215TC   | 01018ES1E215TC     | \$1,633    | W1           | 190                           | 1.15           | 19.5           | 84.0        | 19.567             | 208-230/460 | 39    |
| 12.5 | 9.2  | 1800 | 215TC   | 01218ES1E215TC     | \$1,827    | W1           | 202                           | 1.15           | 24.0           | 84.0        | 19.567             | 208-230/460 | 39    |

Please refer to back cover for description of "NOTES"

For detailed specifications, data sheets, drawings and performance curves visit <http://www.weg.net>

Data subject to change without notice.

Can't find what you are looking for? Call 1-800-ASK-4WEG (275-4934)

# Single-Phase General Purpose Motors



Single-Phase  
General Purpose  
Motors

## TEFC - C-Face - Footless

| HP   | kW   | RPM  | Frame   | Catalog Number    | List Price | Mult. Symbol | Approx. Shipping Weight (lbs) | Service Factor | FL Amps @ High | FL Eff (%) | "C" Dimension (in) | Voltage (V) | Notes |
|------|------|------|---------|-------------------|------------|--------------|-------------------------------|----------------|----------------|------------|--------------------|-------------|-------|
| 0.33 | 0.25 | 3600 | W56C    | .3336ES1BW56CFL-S | \$288      | F1           | 21                            | 1.15           | 2.60           | 53.0       | 11.106             | 115/208-230 | 9,20  |
|      |      | 1800 | W56C    | .3318ES1BW56CFL-S | \$304      | F1           | 22                            | 1.15           | 3.00           | 61.0       | 11.500             | 115/208-230 | 9,20  |
| 0.50 | 0.37 | 3600 | W56C    | .5036ES1BW56CFL-S | \$313      | F1           | 24                            | 1.15           | 3.50           | 60.0       | 11.500             | 115/208-230 | 9,20  |
|      |      | 1800 | W56C    | .5018ES1BW56CFL-S | \$333      | F1           | 24                            | 1.15           | 4.00           | 64.0       | 11.894             | 115/208-230 | 9,20  |
|      |      | 1200 | 56C     | .5012ES1B56CFL-S  | \$535      | F1           | 38                            | 1.15           | 3.20           | 71.0       | 13.508             | 115/208-230 | 9,20  |
| 0.75 | 0.55 | 3600 | 56C     | .7536ES1B56CFL-S  | \$353      | F1           | 31                            | 1.15           | 4.00           | 66.0       | 12.721             | 115/208-230 | 9,20  |
|      |      | 1800 | 56C     | .7518ES1B56CFL-S  | \$370      | F1           | 34                            | 1.15           | 5.30           | 68.5       | 13.114             | 115/208-230 | 9,20  |
|      |      | 1200 | 56C     | .7512ES1B56CFL-S  | \$669      | F1           | 44                            | 1.15           | 4.70           | 70.0       | 14.295             | 115/208-230 | 9,20  |
| 1    | 0.75 | 3600 | 56C     | 00136ES1B56CFL-S  | \$378      | F1           | 35                            | 1.15           | 5.10           | 70.0       | 13.114             | 115/208-230 | 9,20  |
|      |      | 1800 | 56C     | 00118ES1B56CFL-S  | \$424      | F1           | 39                            | 1.15           | 6.80           | 71.0       | 13.902             | 115/208-230 | 9,20  |
|      |      | 1800 | 143/5TC | 00118ES1ER143TC-S | \$559      | RS           | 43                            | 1.15           | 3.40           | 71.0       | 13.970             | 208-230/460 | 9,15  |
| 1.5  | 1.1  | 3600 | 56C     | 00156ES1B56CFL-S  | \$454      | F1           | 39                            | 1.15           | 6.60           | 75.0       | 13.902             | 115/208-230 | 9,20  |
|      |      | 1800 | 56C     | 00158ES1B56CFL-S  | \$478      | F1           | 40                            | 1.15           | 7.50           | 77.0       | 15.083             | 115/208-230 | 9,20  |
| 2    | 1.5  | 3600 | 56C     | 00236ES1B56CFL-S  | \$589      | F1           | 43                            | 1.15           | 8.70           | 77.0       | 14.295             | 115/208-230 | 9,20  |
| 3    | 2.2  | 1800 | 184TC   | 00318ES1ER184TC   | \$912      | W1           | 98                            | 1.15           | 6.80           | 77.0       | 17.050             | 208-230/460 | 15,39 |



## TEFC - Foot Mount - Thermally Protected

| HP   | kW   | RPM  | Frame    | Catalog Number    | List Price | Mult. Symbol | Approx. Shipping Weight (lbs) | Service Factor | FL Amps @ High | FL Eff (%) | "C" Dimension (in) | Voltage (V) | Notes |
|------|------|------|----------|-------------------|------------|--------------|-------------------------------|----------------|----------------|------------|--------------------|-------------|-------|
| 0.33 | 0.25 | 1800 | W56      | .3318ES1RFDW56-S  | \$284      | R1           | 22                            | 1.15           | 3.00           | 61.0       | 11.500             | 115/230     | 4,9   |
| 0.50 | 0.37 | 3600 | W56      | .5036ES1BOLW56-S  | \$316      | F1           | 24                            | 1.15           | 3.50           | 60.0       | 11.500             | 115/208-230 | 4,9   |
|      |      | 1800 | W56      | .5018ES1RFDW56-S  | \$308      | R1           | 25                            | 1.15           | 4.00           | 64.0       | 11.894             | 115/230     | 4,9   |
| 0.75 | 0.55 | 3600 | 56       | .7536ES1BOL56-S   | \$329      | F1           | 31                            | 1.15           | 4.00           | 66.0       | 12.721             | 115/208-230 | 4,9   |
|      |      | 1800 | 56       | .7518ES1RFD56-S   | \$357      | R1           | 34                            | 1.15           | 5.30           | 68.5       | 13.114             | 115/230     | 4,9   |
| 1    | 0.75 | 3600 | 56       | 00136ES1BOL56-S   | \$408      | F1           | 35                            | 1.15           | 5.10           | 70.0       | 13.114             | 115/208-230 | 4,9   |
|      |      | 1800 | 56       | 00118ES1RFD56-S   | \$394      | R1           | 40                            | 1.15           | 6.80           | 71.0       | 13.901             | 115/230     | 4,9   |
|      |      | 1800 | 143/5T   | 00118ES1RFD143T-S | \$400      | R1           | 40                            | 1.15           | 6.80           | 71.0       | 13.901             | 115/230     | 4,9   |
| 1.5  | 1.1  | 3600 | 56       | 00156ES1BOL56-S   | \$463      | F1           | 39                            | 1.15           | 6.60           | 75.0       | 13.902             | 115/208-230 | 4,9   |
|      |      | 1800 | 56H      | 00158ES1RFD56H-S  | \$502      | R1           | 51                            | 1.15           | 7.50           | 77.0       | 15.083             | 115/230     | 4,9   |
|      |      | 1800 | 143/5T   | 00158ES1RFD145T-S | \$504      | R1           | 50                            | 1.15           | 7.48           | 77.0       | 15.083             | 115/230     | 4,9   |
| 2    | 1.5  | 3600 | 56       | 00236ES1BOL56-S   | \$592      | F1           | 44                            | 1.15           | 8.70           | 77.0       | 14.295             | 115/208-230 | 3,9   |
|      |      | 1800 | 56H      | 00218ES1RFD56H-S  | \$529      | R1           | 56                            | 1.15           | 10.0           | 78.5       | 15.870             | 115/230     | 4,9   |
|      |      | 1800 | 143/5T   | 00218ES1RFD145T-S | \$578      | R1           | 57                            | 1.15           | 10.0           | 78.5       | 15.870             | 115/230     | 4,9   |
|      |      | 1800 | W182/4T  | 00218ES1RFD182T   | \$790      | R1           | 89                            | 1.15           | 10.0           | 81.0       | 17.244             | 115/230     | 4,39  |
| 3    | 2.2  | 1800 | W182/4T  | 00318ES1DFD184T   | \$915      | R1           | 93                            | 1.15           | 14.5           | 81.0       | 17.244             | 230         | 4,39  |
| 5    | 3.7  | 1800 | 184T     | 00518ES1DFD184T   | \$1,074    | R1           | 119                           | 1.15           | 21.4           | 79.0       | 17.050             | 230         | 4,39  |
|      |      | 1800 | W213/5T  | 00518ES1DFD215T   | \$1,205    | R1           | 136                           | 1.15           | 21.4           | 79.0       | 20.984             | 230         | 4,39  |
|      |      | 1800 | W213/5TZ | 00518ES1DFD215Z   | \$1,205    | R1           | 136                           | 1.15           | 21.4           | 79.0       | 20.984             | 230         | 4,39  |
| 7.5  | 5.5  | 1800 | 215T     | 00718ES1DFD215T   | \$1,463    | R1           | 168                           | 1.15           | 33.0           | 83.0       | 19.567             | 230         | 4,39  |
|      |      | 1800 | 215TZ    | 00718ES1DFD215Z   | \$1,463    | R1           | 168                           | 1.15           | 33.0           | 83.0       | 19.567             | 230         | 4,39  |
| 10   | 7.5  | 1800 | 215T     | 01018ES1DFD215T   | \$1,692    | R1           | 193                           | 1.15           | 40.0           | 83.0       | 19.567             | 230         | 4,39  |

Please refer to back cover for description of "NOTES"

For detailed specifications, data sheets, drawings and performance curves visit <http://www.weg.net>



# Single-Phase General Purpose Motors

Single-Phase  
General Purpose  
Motors

## ODP - Foot Mount

| HP   | kW   | RPM  | Frame | Catalog Number                    | List Price | Mult. Symbol | Approx. Shipping Weight (lbs) | Service Factor | FL Amps @ High | FL. Eff (%) | "C" Dimension (in) | Voltage (V) | Notes   |
|------|------|------|-------|-----------------------------------|------------|--------------|-------------------------------|----------------|----------------|-------------|--------------------|-------------|---------|
| 0.12 | 0.09 | 1800 | 48    | <a href="#">.12180S1B48-S</a>     | \$201      | F1B          | 18                            | 1.40           | 1.40           | 50.0        | 9.098              | 115/208-230 | 9       |
|      |      | 3600 | 48    | <a href="#">.16360S1B48-S</a>     | \$216      | F1B          | 21                            | 1.35           | 1.40           | 53.0        | 9.098              | 115/208-230 | 9       |
| 0.16 | 0.12 | 1800 | 48    | <a href="#">.16180S1B48-S</a>     | \$208      | F1B          | 22                            | 1.35           | 1.70           | 53.0        | 9.098              | 115/208-230 | 9       |
|      |      | 3600 | 48    | <a href="#">.25360T1B48-S</a>     | \$253      | F2B          | 19                            | 1.35           | 1.30           | 66.6        | 9.492              | 115/208-230 | 9       |
| 0.25 | 0.18 | 3600 | W56   | <a href="#">.25360T1BW56-S</a>    | \$253      | F2B          | 19                            | 1.35           | 1.30           | 66.6        | 9.866              | 115/208-230 | 9       |
|      |      | 1800 | 48    | <a href="#">.25180T1B48-S</a>     | \$241      | F2B          | 18                            | 1.35           | 1.60           | 68.5        | 9.492              | 115/208-230 | 9       |
|      |      | 1800 | W56   | <a href="#">.25180T1BW56-S</a>    | \$241      | F2B          | 19                            | 1.35           | 1.60           | 68.5        | 9.866              | 115/208-230 | 9       |
|      |      | 3600 | 48    | <a href="#">.33360T1B48-S</a>     | \$256      | F2B          | 23                            | 1.35           | 1.60           | 70.5        | 9.886              | 115/208-230 | 9       |
| 0.33 | 0.25 | 1800 | 48    | <a href="#">.33180T1B48-S</a>     | \$275      | F2B          | 20                            | 1.35           | 2.10           | 72.4        | 9.886              | 115/208-230 | 9       |
|      |      | 1800 | W56   | <a href="#">.33180T1BW56-S</a>    | \$275      | F2B          | 21                            | 1.35           | 2.10           | 72.4        | 10.260             | 115/208-230 | 9       |
|      |      | 3600 | 48    | <a href="#">.50360T1B48-S</a>     | \$276      | F2B          | 23                            | 1.25           | 2.40           | 72.4        | 9.886              | 115/208-230 | 9       |
| 0.50 | 0.37 | 3600 | W56   | <a href="#">.50360S1BCDW56-S</a>  | \$224      | C1S          | 28                            | 1.00           | 3.10           | 63.0        | 9.866              | 115/208-230 | 1,4,6,9 |
|      |      | 3600 | W56   | <a href="#">.50360T1BW56-S</a>    | \$282      | F2B          | 24                            | 1.25           | 2.40           | 72.4        | 10.260             | 115/208-230 | 9       |
|      |      | 1800 | 48    | <a href="#">.50180T1B48-S</a>     | \$318      | F2B          | 23                            | 1.25           | 2.80           | 76.2        | 10.280             | 115/208-230 | 9       |
|      |      | 1800 | W56   | <a href="#">.50180T1BW56-S</a>    | \$307      | F2B          | 23                            | 1.25           | 2.80           | 76.2        | 10.654             | 115/208-230 | 9       |
|      |      | 3600 | W56   | <a href="#">.75360S1BCDW56-S</a>  | \$237      | C1S          | 22                            | 1.00           | 4.30           | 68.5        | 10.260             | 115/208-230 | 1,4,6,9 |
| 0.75 | 0.55 | 3600 | 56    | <a href="#">.75360T1B56-S</a>     | \$320      | F2B          | 30                            | 1.25           | 3.40           | 76.2        | 11.890             | 115/208-230 | 9       |
|      |      | 1800 | 56    | <a href="#">.75180T1B56-S</a>     | \$387      | F2B          | 38                            | 1.25           | 3.40           | 81.8        | 11.890             | 115/208-230 | 9       |
|      |      | 3600 | 56    | <a href="#">001360S1BCD56-S</a>   | \$278      | C1S          | 36                            | 1.00           | 6.60           | 67.0        | 11.102             | 115/208-230 | 1,4,6,9 |
| 1    | 0.75 | 3600 | 56    | <a href="#">001360T1B56-S</a>     | \$347      | F2B          | 35                            | 1.25           | 4.30           | 80.4        | 11.890             | 115/208-230 | 9       |
|      |      | 1800 | 56    | <a href="#">001180T1B56-S</a>     | \$421      | F2B          | 41                            | 1.15           | 4.50           | 82.6        | 12.677             | 115/208-230 | 9       |
|      |      | 1800 | 56    | <a href="#">001180T1B056-S</a>    | \$438      | F2B          | 41                            | 1.15           | 4.50           | 82.6        | 12.677             | 115/208-230 | 3,9     |
|      |      | 3600 | 56    | <a href="#">001560S1BCD56-S</a>   | \$311      | C1S          | 40                            | 1.00           | 8.70           | 68.0        | 11.496             | 115/208-230 | 1,4,6,9 |
| 1.5  | 1.1  | 3600 | 56    | <a href="#">001560T1B56-S</a>     | \$393      | F2B          | 38                            | 1.15           | 6.20           | 81.5        | 12.284             | 115/208-230 | 9       |
|      |      | 1800 | 56H   | <a href="#">001580T1B56-S</a>     | \$523      | F2B          | 49                            | 1.15           | 6.80           | 83.8        | 13.071             | 115/208-230 | 9       |
|      |      | 1800 | 56H   | <a href="#">001580T1B056-S</a>    | \$541      | F2B          | 50                            | 1.15           | 6.80           | 83.8        | 13.465             | 115/208-230 | 3,9     |
|      |      | 3600 | 56H   | <a href="#">002360S1BCD56-S</a>   | \$372      | C1S          | 34                            | 1.00           | 8.90           | 70.0        | 11.890             | 115/208-230 | 1,4,6,9 |
| 2    | 1.5  | 3600 | 56H   | <a href="#">002360T1B56-S</a>     | \$485      | F2B          | 43                            | 1.15           | 8.40           | 82.9        | 12.677             | 115/208-230 | 9       |
|      |      | 1800 | 56H   | <a href="#">002180T1B56-S</a>     | \$626      | F2B          | 54                            | 1.15           | 9.30           | 84.5        | 13.465             | 115/208-230 | 9       |
|      |      | 3600 | 56H   | <a href="#">003360S1CCD56-S</a>   | \$432      | C1S          | 41                            | 1.00           | 12.7           | 80.0        | 12.677             | 208-230     | 1,4,6,9 |
| 3    | 2.2  | 3600 | 56H   | <a href="#">003360T1B56-S</a>     | \$568      | F2B          | 52                            | 1.15           | 12.2           | 84.1        | 13.465             | 115/208-230 | 9       |
|      |      | 3600 | 182T  | <a href="#">003360S1B182T</a>     | \$607      | W1B          | 91                            | 1.25           | 15.0           | 81.5        | 14.448             | 115/208-230 | 39      |
|      |      | 3600 | 182T  | <a href="#">003360S1C182T</a>     | \$606      | W1B          | 91                            | 1.25           | 15.0           | 81.5        | 14.448             | 208-230     | 39      |
|      |      | 1800 | 184T  | <a href="#">003180S1B184T</a>     | \$690      | W1B          | 105                           | 1.25           | 17.5           | 75.0        | 14.870             | 115/208-230 | 39      |
|      |      | 1800 | 184T  | <a href="#">003180S1C184T</a>     | \$690      | W1B          | 105                           | 1.25           | 17.5           | 75.0        | 14.870             | 208-230     | 39      |
|      |      | 1800 | 184T  | <a href="#">003180S1CCDOL184T</a> | \$687      | C1           | 99                            | 1.15           | 17.5           | 75.0        | 14.875             | 208-230     | 4,6,39  |
|      |      | 3600 | 184T  |                                   |            |              |                               |                |                |             |                    |             |         |

continued on next page

Please refer to back cover for description of "NOTES"

For detailed specifications, data sheets, drawings and performance curves visit <http://www.weg.net>

Data subject to change without notice.

Can't find what you are looking for? Call 1-800-ASK-4WEG (275-4934)



## ODP - Foot Mount - *continued*

| HP  | kW  | RPM  | Frame   | Catalog Number     | List Price | Mult. Symbol | Approx. Shipping Weight (lbs) | Service Factor | FL Amps @ High | FL. Eff (%) | "C" Dimension (in) | Voltage (V) | Notes     |
|-----|-----|------|---------|--------------------|------------|--------------|-------------------------------|----------------|----------------|-------------|--------------------|-------------|-----------|
| 5   | 3.7 | 3600 | 56H     | 005360S1DCD56H-S   | \$458      | C1S          | 53                            | 1.00           | 20.3           | 80.0        | 13.465             | 230         | 1,4,6,9   |
|     |     | 3600 | 56HZ    | 005360S1DCD56HZ-S  | \$481      | C1S          | 53                            | 1.00           | 20.3           | 80.0        | 13.533             | 230         | 1,4,5,6,9 |
|     |     | 3600 | W182/4Y | 005360S1CCDW184Y-S | \$526      | C1S          | 56                            | 1.00           | 20.7           | 80.0        | 15.152             | 208-230     | 1,4,5,6,9 |
|     |     | 3600 | 184T    | 005360S1B184T      | \$863      | W1B          | 110                           | 1.25           | 21.0           | 81.5        | 14.870             | 115/208-230 | 39        |
|     |     | 3600 | 184T    | 005360S1C184T      | \$863      | W1B          | 110                           | 1.25           | 21.0           | 81.5        | 14.870             | 208-230     | 39        |
|     |     | 3600 | 184T    | 005360S1D184T      | \$862      | W1B          | 110                           | 1.25           | 21.0           | 81.5        | 14.870             | 230         | 39        |
|     |     | 1800 | 184T    | 005180S1C184T      | \$725      | W1B          | 107                           | 1.25           | 22.0           | 82.5        | 14.870             | 208-230     | 39        |
|     |     | 1800 | 184T    | 005180S1CCDOL184T  | \$721      | C1           | 101                           | 1.15           | 21.5           | 82.5        | 14.875             | 208-230     | 4,6,39    |
|     |     | 1800 | 184T    | 005180S1CCD184T    | \$682      | C1           | 102                           | 1.25           | 21.5           | 82.5        | 14.875             | 208-230     | 6,10,39   |
| 7.5 | 5.5 | 3600 | 184T    | 007360S1C184T      | \$961      | W1B          | 120                           | 1.25           | 30.0           | 85.0        | 14.870             | 208-230     | 39        |
|     |     | 1800 | 213/5T  | 007180S1F215T      | \$961      | W1B          | 130                           | 1.15           | 15.3           | 85.0        | 19.660             | 230/460     | 5,9,28    |
|     |     | 1800 | 215T    | 007180S1CCD215T    | \$961      | C1           | 129                           | 1.15           | 31.3           | 84.5        | 19.660             | 208-230     | 5,6,9,28  |
| 10  | 7.5 | 1800 | 215T    | 010180S1CCD215T    | \$1,468    | C1           | 162                           | 1.15           | 43.0           | 85.0        | 21.235             | 208-230     | 5,6,9,28  |



## ODP - Resilient Base

| HP   | kW   | RPM  | Frame | Catalog Number      | List Price | Mult. Symbol | Approx. Shipping Weight (lbs) | Service Factor | FL Amps @ High | FL. Eff (%) | "C" Dimension (in) | Voltage (V) | Notes     |
|------|------|------|-------|---------------------|------------|--------------|-------------------------------|----------------|----------------|-------------|--------------------|-------------|-----------|
| 0.16 | 0.12 | 1800 | 48Z   | .16180S1ASPRB048Z-S | \$272      | F1B          | 21                            | 1.35           | 3.00           | 50.5        | 10.138             | 115         | 3,9,13,16 |
|      |      | 1800 | 48Z   | .16180S1ASPRB48Z-S  | \$260      | F1B          | 21                            | 1.35           | 3.00           | 50.5        | 10.138             | 115         | 9,13,16   |
| 0.25 | 0.18 | 1800 | 48Z   | .25180S1BSPRB048Z-S | \$274      | F1B          | 22                            | 1.35           | 2.10           | 55.0        | 10.138             | 115/208-230 | 3,9,13,16 |
|      |      | 1800 | 48Z   | .25180S1ASPRB048Z-S | \$274      | F1B          | 22                            | 1.35           | 4.30           | 55.0        | 10.138             | 115         | 3,9,13,16 |
|      |      | 1800 | 48Z   | .25180S1ASPRB48Z-S  | \$262      | F1B          | 22                            | 1.35           | 4.30           | 55.0        | 10.138             | 115         | 9,13,16   |
| 0.33 | 0.25 | 1800 | 48Z   | .33180S1BSPRB048Z-S | \$284      | F1B          | 24                            | 1.35           | 2.60           | 60.8        | 10.138             | 115/208-230 | 3,9,13,16 |
|      |      | 1800 | 48Z   | .33180S1BSPRB48Z-S  | \$272      | F1B          | 24                            | 1.35           | 2.60           | 60.8        | 10.138             | 115/208-230 | 9,13,16   |
|      |      | 1800 | W56   | .33180S1BSPRBOW56-S | \$288      | F1B          | 25                            | 1.35           | 2.60           | 62.0        | 10.138             | 115/208-230 | 3,9,13,16 |
|      |      | 1800 | W56   | .33180S1BSPRBW56-S  | \$276      | F1B          | 25                            | 1.35           | 2.60           | 62.0        | 10.138             | 115/208-230 | 9,13,16   |
|      |      | 1800 | W56   | .33180T1BRBOW56-S   | \$325      | F2B          | 24                            | 1.35           | 2.10           | 72.4        | 10.925             | 115/208-230 | 3,9,13    |
| 0.50 | 0.37 | 1800 | 48Z   | .50180S1BSPRB048Z-S | \$311      | F1B          | 29                            | 1.25           | 3.70           | 63.5        | 10.925             | 115/208-230 | 3,9,13,16 |
|      |      | 1800 | 48Z   | .50180S1BSPRB48Z-S  | \$299      | F1B          | 29                            | 1.25           | 3.70           | 63.5        | 10.925             | 115/208-230 | 9,13,16   |
|      |      | 1800 | W56   | .50180S1BSPRBOW56-S | \$316      | F1B          | 30                            | 1.25           | 3.70           | 63.5        | 10.945             | 115/208-230 | 3,9,13,16 |
|      |      | 1800 | W56   | .50180S1BSPRBW56-S  | \$304      | F1B          | 30                            | 1.25           | 3.70           | 63.5        | 10.945             | 115/208-230 | 9,13,16   |
|      |      | 1800 | W56   | .50180T1BRBOW56-S   | \$368      | F2B          | 26                            | 1.25           | 2.75           | 76.2        | 11.319             | 115/208-230 | 3,9,13    |
| 0.75 | 0.55 | 1800 | 56    | .75180T1BRB056-S    | \$434      | F2B          | 38                            | 1.25           | 3.40           | 81.8        | 12.402             | 115/208-230 | 3,9,13    |
| 1    | 0.75 | 1800 | 56    | 001180T1BRB056-S    | \$468      | F2B          | 43                            | 1.15           | 4.50           | 82.6        | 13.189             | 115/208-230 | 3,9,13    |
| 1.5  | 1.1  | 3600 | 56    | 001560T1BRB056-S    | \$450      | F2B          | 39                            | 1.15           | 6.20           | 81.5        | 12.795             | 115/208-230 | 3,9,13    |
|      |      | 1800 | 56H   | 001580T1BRB056-S    | \$570      | F2B          | 50                            | 1.15           | 6.80           | 83.8        | 13.583             | 115/208-230 | 3,9,13    |
| 2    | 1.5  | 1800 | 56H   | 002180T1BRB056H-S   | \$616      | F2B          | 57                            | 1.15           | 9.30           | 84.5        | 14.373             | 115/208-230 | 3,9,13    |

Please refer to back cover for description of "NOTES"

For detailed specifications, data sheets, drawings and performance curves visit <http://www.weg.net>



# Single-Phase General Purpose Motors

Single-Phase  
General Purpose  
Motors

## ODP - C-Face - Foot Mount

| HP   | kW   | RPM  | Frame | Catalog Number                   | List Price | Mult. Symbol | Approx. Shipping Weight (lbs) | Service Factor | FL Amps @ High | FL. Eff (%) | "C" Dimension (in) | Voltage (V) | Notes |
|------|------|------|-------|----------------------------------|------------|--------------|-------------------------------|----------------|----------------|-------------|--------------------|-------------|-------|
| 0.12 | 0.09 | 1800 | 48CH  | <a href="#">.12180S1B48CH-S</a>  | \$222      | F1B          | 18                            | 1.40           | 1.40           | 50.0        | 9.098              | 115/208-230 | 9     |
| 0.16 | 0.12 | 3600 | 48CH  | <a href="#">.16360S1B48CH-S</a>  | \$237      | F1B          | 21                            | 1.35           | 1.40           | 53.0        | 9.098              | 115/208-230 | 9     |
|      |      | 1800 | 48CH  | <a href="#">.16180S1B48CH-S</a>  | \$231      | F1B          | 22                            | 1.35           | 1.70           | 53.0        | 9.098              | 115/208-230 | 9     |
| 0.25 | 0.18 | 3600 | 48CH  | <a href="#">.25360T1B48CH-S</a>  | \$277      | F2B          | 19                            | 1.35           | 1.30           | 66.6        | 9.492              | 115/208-230 | 9     |
|      |      | 3600 | W56C  | <a href="#">.25360T1BW56C-S</a>  | \$281      | F2B          | 19                            | 1.35           | 1.30           | 66.6        | 9.866              | 115/208-230 | 9     |
|      |      | 1800 | 48CH  | <a href="#">.25180T1B48CH-S</a>  | \$269      | F2B          | 18                            | 1.35           | 1.60           | 68.5        | 9.492              | 115/208-230 | 9     |
|      |      | 1800 | W56C  | <a href="#">.25180T1BW56C-S</a>  | \$269      | F2B          | 19                            | 1.35           | 1.60           | 68.5        | 9.866              | 115/208-230 | 9     |
| 0.33 | 0.25 | 3600 | 48CH  | <a href="#">.33360T1B48CH-S</a>  | \$282      | F2B          | 23                            | 1.35           | 1.60           | 70.5        | 9.886              | 115/208-230 | 9     |
|      |      | 3600 | W56C  | <a href="#">.33360T1BW56C-S</a>  | \$285      | F2B          | 23                            | 1.35           | 1.60           | 70.5        | 10.260             | 115/208-230 | 9     |
|      |      | 1800 | 48CH  | <a href="#">.33180T1B48CH-S</a>  | \$299      | F2B          | 20                            | 1.35           | 2.10           | 72.4        | 9.886              | 115/208-230 | 9     |
|      |      | 1800 | W56C  | <a href="#">.33180T1BW56C-S</a>  | \$303      | F2B          | 21                            | 1.35           | 2.10           | 72.4        | 10.260             | 115/208-230 | 9     |
| 0.50 | 0.37 | 3600 | 48CH  | <a href="#">.50360T1B48CH-S</a>  | \$300      | F2B          | 23                            | 1.25           | 2.40           | 72.4        | 9.886              | 115/208-230 | 9     |
|      |      | 3600 | W56C  | <a href="#">.50360T1BW56C-S</a>  | \$310      | F2B          | 24                            | 1.25           | 2.40           | 72.4        | 10.260             | 115/208-230 | 9     |
|      |      | 1800 | W56C  | <a href="#">.50180T1BOW56C-S</a> | \$352      | F2B          | 24                            | 1.25           | 2.80           | 76.2        | 10.654             | 115/208-230 | 3,9   |
|      |      | 1800 | W56C  | <a href="#">.50180T1BW56C-S</a>  | \$335      | F2B          | 24                            | 1.25           | 2.80           | 76.2        | 10.654             | 115/208-230 | 9     |
| 0.75 | 0.55 | 3600 | 56C   | <a href="#">.75360T1B56C-S</a>   | \$348      | F2B          | 30                            | 1.25           | 3.40           | 76.2        | 11.890             | 115/208-230 | 9     |
|      |      | 1800 | 56C   | <a href="#">.75180T1B56C-S</a>   | \$415      | F2B          | 38                            | 1.25           | 3.40           | 81.8        | 11.890             | 115/208-230 | 9     |
| 1    | 0.75 | 3600 | 56C   | <a href="#">001360T1B56C-S</a>   | \$375      | F2B          | 35                            | 1.25           | 4.30           | 80.4        | 11.890             | 115/208-230 | 9     |
|      |      | 1800 | 56C   | <a href="#">001180T1B56C-S</a>   | \$449      | F2B          | 41                            | 1.15           | 4.50           | 82.6        | 12.677             | 115/208-230 | 9     |
| 1.5  | 1.1  | 3600 | 56C   | <a href="#">001560T1B56C-S</a>   | \$421      | F2B          | 38                            | 1.15           | 6.20           | 81.5        | 12.284             | 115/208-230 | 9     |
|      |      | 1800 | 56HC  | <a href="#">001580T1B56C-S</a>   | \$551      | F2B          | 49                            | 1.15           | 6.80           | 83.8        | 13.071             | 115/208-230 | 9     |
| 2    | 1.5  | 3600 | 56HC  | <a href="#">002360T1B56C-S</a>   | \$513      | F2B          | 43                            | 1.15           | 8.40           | 82.9        | 12.677             | 115/208-230 | 9     |
|      |      | 1800 | 56HC  | <a href="#">002180T1B56C-S</a>   | \$654      | F2B          | 54                            | 1.15           | 9.30           | 84.5        | 13.465             | 115/208-230 | 9     |
| 3    | 2.2  | 3600 | 56HC  | <a href="#">003360T1B56C-S</a>   | \$596      | F2B          | 52                            | 1.15           | 12.2           | 84.1        | 13.465             | 115/208-230 | 9     |

Please refer to back cover for description of "NOTES"

For detailed specifications, data sheets, drawings and performance curves visit <http://www.weg.net>

Data subject to change without notice.

Can't find what you are looking for? Call 1-800-ASK-4WEG (275-4934)

# Single-Phase General Purpose Motors



## ODP - C-Face - Footless

| HP   | kW   | RPM  | Frame | Catalog Number                     | List Price | Mult. Symbol | Approx. Shipping Weight (lbs) | Service Factor | FL Amps @ High | FL. Eff (%) | "C" Dimension (in) | Voltage (V) | Notes     |
|------|------|------|-------|------------------------------------|------------|--------------|-------------------------------|----------------|----------------|-------------|--------------------|-------------|-----------|
| 0.33 | 0.25 | 3600 | W56C  | <a href="#">.33360T1BW56CFL-S</a>  | \$285      | F2B          | 23                            | 1.35           | 1.60           | 70.5        | 10.260             | 115/208-230 | 9,20      |
|      |      | 3600 | W56C  | <a href="#">.33360T1BOW56CFL-S</a> | \$302      | F2B          | 23                            | 1.35           | 1.60           | 70.5        | 10.260             | 115/208-230 | 3,9,20    |
|      |      | 1800 | W56C  | <a href="#">.33180T1BW56CFL-S</a>  | \$303      | F2B          | 20                            | 1.35           | 2.10           | 72.4        | 10.260             | 115/208-230 | 9,20      |
| 0.50 | 0.37 | 3600 | W56C  | <a href="#">.50360T1BOW56CFL-S</a> | \$327      | F2B          | 23                            | 1.25           | 2.40           | 72.4        | 10.260             | 115/208-230 | 3,9,20    |
|      |      | 3600 | W56C  | <a href="#">.50360T1BW56CFL-S</a>  | \$310      | F2B          | 23                            | 1.25           | 2.40           | 72.4        | 10.260             | 115/208-230 | 9,20      |
|      |      | 1800 | W56C  | <a href="#">.50180T1BW56CFL-S</a>  | \$335      | F2B          | 23                            | 1.25           | 2.80           | 76.2        | 10.654             | 115/208-230 | 9,20      |
| 0.75 | 0.55 | 3600 | 56C   | <a href="#">.75360T1B056CFL-S</a>  | \$365      | F2B          | 29                            | 1.25           | 3.40           | 76.2        | 11.890             | 115/208-230 | 3,9,20    |
|      |      | 3600 | 56C   | <a href="#">.75360T1B56CFL-S</a>   | \$348      | F2B          | 29                            | 1.25           | 3.40           | 76.2        | 11.890             | 115/208-230 | 9,20      |
|      |      | 1800 | 56C   | <a href="#">.75180T1B56CFL-S</a>   | \$415      | F2B          | 38                            | 1.25           | 3.40           | 81.8        | 11.890             | 115/208-230 | 9,20      |
| 1    | 0.75 | 3600 | 56C   | <a href="#">001360T1B56CFL-S</a>   | \$375      | F2B          | 35                            | 1.25           | 4.30           | 80.4        | 11.890             | 115/208-230 | 9,20      |
|      |      | 3600 | 56C   | <a href="#">001360T1B056CFL-S</a>  | \$392      | F2B          | 35                            | 1.25           | 4.30           | 80.4        | 11.890             | 115/208-230 | 3,9,20    |
|      |      | 1800 | 56C   | <a href="#">001180T1B56CFL-S</a>   | \$449      | F2B          | 41                            | 1.15           | 4.50           | 82.6        | 12.677             | 115/208-230 | 9,20      |
| 1.5  | 1.1  | 3600 | 56C   | <a href="#">001560T1B56CFL-S</a>   | \$421      | F2B          | 38                            | 1.15           | 6.20           | 81.5        | 12.284             | 115/208-230 | 9,20      |
|      |      | 3600 | 56C   | <a href="#">001560T1B056CFL-S</a>  | \$438      | F2B          | 38                            | 1.15           | 6.20           | 81.5        | 12.284             | 115/208-230 | 3,9,20,51 |
|      |      | 1800 | 56C   | <a href="#">001580T1B56CFL-S</a>   | \$551      | F2B          | 48                            | 1.15           | 6.80           | 83.8        | 13.071             | 115/208-230 | 9,20      |
| 2    | 1.5  | 3600 | 56C   | <a href="#">002360T1B56CFL-S</a>   | \$513      | F2B          | 43                            | 1.15           | 8.40           | 82.9        | 12.677             | 115/208-230 | 9,20      |
|      |      | 3600 | 56C   | <a href="#">002360T1B056CFL-S</a>  | \$530      | F2B          | 43                            | 1.15           | 8.40           | 82.9        | 12.677             | 115/208-230 | 3,9,20,51 |
|      |      | 1800 | 56C   | <a href="#">002180T1B56CFL-S</a>   | \$654      | F2B          | 54                            | 1.15           | 9.30           | 84.5        | 13.465             | 115/208-230 | 9,20      |
| 3    | 2.2  | 3600 | 56C   | <a href="#">003360T1B056CFL-S</a>  | \$613      | F2B          | 51                            | 1.15           | 12.2           | 84.1        | 13.465             | 115/208-230 | 3,9,20    |
|      |      | 3600 | 56C   | <a href="#">003360T1B56CFL-S</a>   | \$596      | F2B          | 51                            | 1.15           | 12.2           | 84.1        | 13.465             | 115/208-230 | 9,20      |



## ODP - Foot Mount - Thermally Protected

| HP   | kW   | RPM  | Frame   | Catalog Number                     | List Price | Mult. Symbol | Approx. Shipping Weight (lbs) | Service Factor | FL Amps @ High | FL. Eff (%) | "C" Dimension (in) | Voltage (V) | Notes     |
|------|------|------|---------|------------------------------------|------------|--------------|-------------------------------|----------------|----------------|-------------|--------------------|-------------|-----------|
| 0.50 | 0.37 | 3600 | W56     | <a href="#">.50360S1BCDW56-S</a>   | \$224      | C1S          | 28                            | 1.00           | 3.10           | 63.0        | 9.866              | 115/208-230 | 1,4,6,9   |
| 0.75 | 0.55 | 3600 | W56     | <a href="#">.75360S1BCDW56-S</a>   | \$237      | C1S          | 22                            | 1.00           | 4.30           | 68.5        | 10.260             | 115/208-230 | 1,4,6,9   |
| 1    | 0.75 | 3600 | 56      | <a href="#">001360S1BCD56-S</a>    | \$278      | C1S          | 36                            | 1.00           | 6.60           | 67.0        | 11.102             | 115/208-230 | 1,4,6,9   |
|      |      | 1800 | 56      | <a href="#">001180T1B056-S</a>     | \$438      | F2B          | 41                            | 1.15           | 4.50           | 82.6        | 12.677             | 115/208-230 | 3,9       |
| 1.5  | 1.1  | 3600 | 56      | <a href="#">001560S1BCD56-S</a>    | \$311      | C1S          | 40                            | 1.00           | 8.70           | 68.0        | 11.496             | 115/208-230 | 1,4,6,9   |
|      |      | 1800 | 56H     | <a href="#">001580T1B056-S</a>     | \$541      | F2B          | 50                            | 1.15           | 6.80           | 83.8        | 13.465             | 115/208-230 | 3,9       |
| 2    | 1.5  | 3600 | 56H     | <a href="#">002360S1BCD56-S</a>    | \$372      | C1S          | 34                            | 1.00           | 8.90           | 70.0        | 11.890             | 115/208-230 | 1,4,6,9   |
| 3    | 2.2  | 3600 | 56H     | <a href="#">003360S1CCD56-S</a>    | \$432      | C1S          | 41                            | 1.00           | 12.7           | 80.0        | 12.677             | 208-230     | 1,4,6,9   |
| 5    | 3.7  | 3600 | 56H     | <a href="#">005360S1DCD56H-S</a>   | \$458      | C1S          | 53                            | 1.00           | 20.3           | 80.0        | 13.465             | 230         | 1,4,6,9   |
|      |      | 3600 | 56HZ    | <a href="#">005360S1DCD56HZ-S</a>  | \$481      | C1S          | 53                            | 1.00           | 20.3           | 80.0        | 13.533             | 230         | 1,4,5,6,9 |
|      |      | 3600 | W182/4Y | <a href="#">005360S1CCDW184Y-S</a> | \$526      | C1S          | 56                            | 1.00           | 20.7           | 80.0        | 15.152             | 208-230     | 1,4,5,6,9 |

Please refer to back cover for description of "NOTES"

For detailed specifications, data sheets, drawings and performance curves visit <http://www.weg.net>

# MUCH MORE than your **Typical** **CAST IRON MOTOR**



You do not need a special motor for severe duty applications.  
**Severe Duty is standard with WEG W22 motors.**

- Severe Duty (IP55)
- 1.25 SF (up to 100 HP)
- IEEE841 Vibration Levels
- Certified Class I, Div 2
- Inverter Rated 20:1 CT

Available in NEMA Premium or Super Premium Efficiency Levels



**ASK WHAT WEG  
CAN DO FOR YOU!**

|  |      |
|--|------|
| TEFC – Foot Mount .....  | A-32 |
| TEFC – C-Face – Foot Mount .....                                       | A-42 |
| TEFC – C-Face – Footless .....   | A-46 |
| ODP – Foot Mount .....   | A-50 |
| ODP – C-Face – Foot Mount .....  | A-56 |
| ODP – C-Face – Footless .....  | A-60 |
| ODP – Resilient Base .....   | A-60 |
| TEFC – Foot Mount and C-Face Foot Mount with Internal AEGIS® SGR ..... | A-61 |
| ODP – Foot Mount and C-Face Foot Mount with Internal AEGIS® SGR .....  | A-65 |
| <b>IEEE 841 – Three-Phase</b>  |      |
| TEFC – Foot Mount – NEMA Premium® .....                                | A-69 |
| TEFC – C-Face – Foot Mount – NEMA Premium® .....                       | A-73 |
| TEFC – C-Face – Footless – NEMA Premium® .....                         | A-74 |
| <b>BRAKE MOTORS – Three-Phase</b>                                      |      |
| TEFC – Foot Mount - Cast Iron .....                                    | A-76 |
| TEFC – Foot Mount – Rolled Steel .....                                 | A-78 |
| TEFC – C-Face – Foot Mount – Rolled Steel .....                        | A-79 |
| TEFC – C-Face – Footless – Rolled Steel .....                          | A-79 |
| <b>IEC TRU-METRIC™ - Three-Phase</b>                                   |      |
| TEFC – Foot Mount .....  | A-82 |
| TEFC – Foot Mount – (FF) <b>B5 D-Flange Style</b> .....                | A-85 |

Please refer to back cover for description of “NOTES”

For detailed specifications, data sheets, drawings and performance curves visit <http://www.weg.net>

# Three Phase General Purpose Motors

W22 - CAST IRON



Three-Phase  
General Purpose  
Motors

## Standard Features:

- 50/60 Hz rated (380V on nameplate - 400/415 available)
- Rated 50HZ at same horsepower up to 250HP 1.0 Service Factor for 2, 4 & 6 pole motors
- Rated 50Hz at same horsepower up to 125HP 1.0 Service Factor for 8 pole motors
- Class F insulation (impregnation resin and magnet wire are class H)
- F1 mounted (cast iron frames are F2 convertible). Frames 447T and up can easily be F2 converted by simply rotating the terminal box adapter
- Cast iron frames: regreasable ball bearings (frames 254T and up)
- Gasketed conduit box

## Inverter Rated\*

**1000:1 for Variable Torque**

**NEMA Premium®**

**20:1 Constant Torque up to 250HP**

**6:1 Constant Torque 300HP and up**

**\* Insulated NDE housing standard on L447/9T and above**

## Features that make a difference:

- All NEMA Premium® ratings have a 1.25 Service Factor (up to 100 HP) resulting in cooler operation and extended life of the motor
- All Cast Iron Construction, including Terminal Box and Fan Cover\*
- Solid feet for reduced vibration levels and impact absorption
- Optimized ventilation system for cooler operation and extended life
- High Grade FC200 cast iron provides superior mechanical strength and heat dissipation
- All WEG W22 motors are Totally Enclosed Fan Cooled with a true IP55 rating against dust and moisture. (IP56, IP65 and IP66 available as options)
- Exclusive W-Seal 364T and larger provides superior bearing protection
- Taconite Labyrinth seal 586 Frame and larger
- Exclusive WEG painting system exceed 200hrs ASTM 117 corrosion test (Exceeds IEEE 841 standard)
- Balanced to 0.08 inches per second vibration limits (Meets IEEE 841 standard)
- Four Bolt Conduit Cover with glued Neoprene Gasket
- Impregnation Resin and magnet wire are insulation class H
- Stainless Steel Nameplate - Laser etched with high contrast background
- Corrosion Proof Drains
- Inverter Duty per NEMA MG1, Part 31
- Certified Class I Div 2, Groups A, B, C & D, Class II, Div 2, Groups F & G
- Suitable for IEEE45 and USCG 259 – Marine Duty

\*Cast iron fan cover available as an option on 143-215T frames

Please refer to back cover for description of "NOTES"

For detailed specifications, data sheets, drawings and performance curves

Data subject to change without notice.



Can't find what you are looking for? Call 1-800-ASK-4WEG (275-4934)

A-29

W22

## TEFC - Cast Iron

Three-Phase  
General Purpose  
Motors

### Cooling System

#### Fan Cover

- Aerodynamic design
- Minimal noise levels
- Superb air flow distribution over frame
- Superior mechanical strength

#### Fan

- Reinforced fan hub structure
- Low noise design with exceptional air flow

#### Terminal Box

- Excellent connection quality
- Easy cable handling during installation
- Ample space available for accessory installation
- Easy to maintain
- Mounting F1/F2/F3
- Rotation on 90° stages

#### Bearing Caps

##### External

- Finned surface for superb bearing heat dissipation

##### Internal

- Positive pressure lubrication system
- High quality bearing lubrication
- Reduced bearing temperature

#### Seal Subsystem

- Excellent dust and moisture protection
- Excellent protection to high-pressure cleaning

#### Frame

- Low temperature on windings and bearings
- Low noise design
- Terminal box position outlet on top 447T and larger

#### Pad for vibration sensor

- Displaced 90° from each other

#### Enhanced Lifting Provisions

- Easy handling - horizontal & vertical
- Superior mechanical strength and handling safety

#### Solid feet

- Impact resistance
- Ideal for high vibration level applications


#### Endshields Subsystem

##### DE (Drive Endshield)

- Fin design increases air flow
- Bearing moved outwards for better load support
- Bearing heat dissipation for reduced bearing temperature
- Reinforced endshield structure

##### NDE (Non-Drive Endshield)

- Smooth exterior surface
- Optimal air flow
- Designed for low noise
- Structural rigidity for low vibration
- Insulated housing standard on L447/9T and above



Please refer to back cover for description of "NOTES"

For detailed specifications, data sheets, drawings and performance curves visit <http://www.weg.net>

# Three-Phase General Purpose Motors

## TEFC - ROLLED STEEL

### Standard Features:

- Rated Output: 0.25 to 25 HP
- Number of Poles: 2 to 6
- Class F insulation
- Frame Sizes: NEMA 56 to 254/6T
- Frequency: 60 Hz (dual rated 50 Hz 190-220/380-415V)
- F1 mount as standard
- Foot mount / C-face / Footless availability
- Enclosure: TEFC
- Aluminum endshields
- Certified Class I, Div 2, Groups A,B,C,D
- Cast Iron flanges for improved strength (182/4TC and larger)
- Internal bolts, giving a clean surface to the motor, avoiding trapping materials and allowing easy paint job after assembly to the load if required
- Double shielded ball bearings on frames 56 to 213/5T.
- Versions: General Purpose, Jet Pump, Close-coupled Pump type "JM" and "JP", and Crop Dryer

### Optional Features:

- IP56 ingress protection
- F2 and F3 mount
- Enclosure: TEAO and TENV
- Regreasable bearings optional on 182/4T and 213/5T
- Double sealed ball bearings and/or bearing cap
- Drip cover
- Internal AEGIS® SGR
- Space heaters and thermal protection (thermostats and thermistors)
- Refer to the mod section for more options



### Features that make a difference:

- New ventilation system for improved thermal performance
- Robust foot design suitable for tougher applications
- New and more robust eyebolts design (frames 182/4T and up) plus a second eyebolt on non-drive end allowing vertical lifting capability (frames 213/5T and 254/6T)
- Oversized diagonally split aluminum terminal box that exceeds IP55 requirements
- Terminal box rotatable in 90 degree increments for flexibility during installation
- Option for internal AEGIS® SGR
- Color coded leads as standard for easy wiring
- Regreasable ball bearings on 254/6T frame as standard (optional for 182/4T and 213/5T)
- IP55 Ingress Protection as standard, being appropriate for severe environments
- Bearing cap as standard on flanged motors, optional on non flanged
- Suitable for VFD operation as per NEMA MG1 part 31.4.4.2
- Motor frame painting system 500 hours salt spray resistant

Please refer to back cover for description of "NOTES"

For detailed specifications, data sheets, drawings and performance curves visit <http://www.weg.net>

Data subject to change without notice.





# Three-Phase General Purpose Motors



## TEFC - Foot Mount

Three-Phase  
General Purpose  
Motors

| HP   | kW   | RPM  | Frame  | Catalog Number    | List Price | Mult. Symbol | Approx. Shipping Weight (lbs) | Service Factor | FL Amps @ High | FL. Eff (%) | "C" Dimension (in) | Voltage (V) | Notes |
|------|------|------|--------|-------------------|------------|--------------|-------------------------------|----------------|----------------|-------------|--------------------|-------------|-------|
| 0.25 | 0.18 | 3600 | 56     | .2536ES3E56-S     | \$237      | F1           | 21                            | 1.15           | 0.50           | 57.5        | 11.142             | 208-230/460 | 9     |
|      |      | 1800 | 56     | .2518ES3E56-S     | \$249      | F1           | 23                            | 1.15           | 0.50           | 70.0        | 11.142             | 208-230/460 | 9     |
| 0.33 | 0.25 | 3600 | 56     | .3336ES3E56-S     | \$249      | F1           | 22                            | 1.15           | 0.60           | 62.0        | 11.142             | 208-230/460 | 9     |
|      |      | 1800 | 56     | .3318ES3E56-S     | \$253      | F1           | 24                            | 1.15           | 0.60           | 74.0        | 11.535             | 208-230/460 | 9     |
| 0.5  | 0.37 | 3600 | 56     | .5036ES3E56-S     | \$258      | F1           | 24                            | 1.15           | 0.80           | 68.0        | 11.535             | 208-230/460 | 9     |
|      |      | 1800 | 56     | .5018ES3E56-S     | \$287      | F1           | 26                            | 1.15           | 0.90           | 77.0        | 11.535             | 208-230/460 | 9     |
|      |      | 1800 | 56     | .5018ES3H56-S     | \$288      | F1           | 26                            | 1.15           | 0.70           | 77.0        | 11.535             | 575         | 9     |
|      |      | 1200 | 56     | .5012ES3E56-S     | \$417      | F1           | 31                            | 1.15           | 1.00           | 72.0        | 12.323             | 208-230/460 | 9     |
| 0.75 | 0.55 | 3600 | 56     | .7536ES3E56-S     | \$287      | F1           | 25                            | 1.15           | 1.10           | 72.0        | 11.535             | 208-230/460 | 9     |
|      |      | 3600 | 56     | .7536ES3H56-S     | \$288      | F1           | 25                            | 1.15           | 0.90           | 72.0        | 11.535             | 575         | 9     |
|      |      | 1800 | 56     | .7518ES3E56-S     | \$311      | F1           | 28                            | 1.15           | 1.20           | 78.5        | 11.929             | 208-230/460 | 9     |
|      |      | 1200 | 56H    | .7512ES3E56-S     | \$427      | F1           | 34                            | 1.15           | 1.30           | 75.5        | 12.716             | 208-230/460 | 9     |
| 1    | 0.75 | 3600 | W56    | 00136ET3EW56-S    | \$392      | F1           | 25                            | 1.15           | 1.50           | 78.5        | 11.106             | 230/460     | 9     |
|      |      | 3600 | W56    | 00136ET3HW56-S    | \$392      | F1           | 25                            | 1.15           | 1.20           | 78.5        | 11.106             | 575         | 9     |
|      |      | 3600 | 143/5T | 00136ET3E143T-S   | \$420      | RSP          | 31                            | 1.15           | 1.40           | 78.5        | 13.189             | 230/460     | 9     |
|      |      | 3600 | 143/5T | 00136ET3H143T-S   | \$420      | RSP          | 31                            | 1.15           | 1.10           | 78.5        | 13.189             | 575         | 9     |
|      |      | 3600 | 143/5T | 00136ET3E143T-W22 | \$538      | N1           | 45                            | 1.25           | 1.44           | 81.5        | 13.358             | 230/460     |       |
|      |      | 3600 | 143/5T | 00136ET3H143T-W22 | \$538      | N1           | 44                            | 1.25           | 1.15           | 81.5        | 13.358             | 575         |       |
|      |      | 1800 | 56     | 00118ET3E56-S     | \$379      | F1           | 41                            | 1.15           | 1.50           | 85.5        | 13.504             | 230/460     | 9     |
|      |      | 1800 | 56     | 00118ET3H56-S     | \$379      | F1           | 41                            | 1.15           | 1.20           | 85.5        | 13.504             | 575         | 9     |
|      |      | 1800 | 143/5T | 00118ET3E143T-S   | \$459      | RSP          | 42                            | 1.15           | 1.50           | 85.5        | 13.583             | 230/460     | 9     |
|      |      | 1800 | 143/5T | 00118ET3H143T-S   | \$459      | RSP          | 42                            | 1.15           | 1.20           | 85.5        | 13.583             | 575         | 9     |
|      |      | 1800 | 143/5T | 00118ET3E143T-W22 | \$527      | N1           | 48                            | 1.25           | 1.47           | 85.5        | 13.358             | 230/460     |       |
|      |      | 1800 | 143/5T | 00118ET3H143T-W22 | \$527      | N1           | 48                            | 1.25           | 1.18           | 85.5        | 13.358             | 575         |       |
|      |      | 1200 | 56H    | 00112ET3E56-S     | \$497      | F1           | 42                            | 1.15           | 1.60           | 82.5        | 13.504             | 230/460     | 9     |
|      |      | 1200 | 143/5T | 00112ET3E145T-S   | \$529      | RSP          | 43                            | 1.15           | 1.60           | 82.5        | 13.583             | 230/460     | 9     |
|      |      | 1200 | 143/5T | 00112ET3H145T-S   | \$529      | RSP          | 43                            | 1.15           | 1.30           | 82.5        | 13.583             | 575         | 9     |
|      |      | 1200 | 143/5T | 00112ET3E145T-W22 | \$608      | N1           | 55                            | 1.25           | 1.73           | 82.5        | 13.358             | 230/460     |       |
|      |      | 1200 | 143/5T | 00112ET3H145T-W22 | \$608      | N1           | 55                            | 1.25           | 1.38           | 82.5        | 13.358             | 575         |       |
|      |      | 900  | 182/4T | 00109ET3E182T-W22 | \$1,043    | N1           | 88                            | 1.25           | 2.30           | 78.5        | 15.860             | 230/460     |       |
|      |      | 900  | 182/4T | 00109ET3H182T-W22 | \$1,043    | N1           | 104                           | 1.25           | 1.84           | 78.5        | 15.860             | 575         |       |

continued on next page

Please refer to back cover for description of "NOTES"

For detailed specifications, data sheets, drawings and performance curves visit <http://www.weg.net>



## TEFC - Foot Mount - *continued*

| HP  | kW  | RPM  | Frame  | Catalog Number                    | List Price | Mult. Symbol | Approx. Shipping Weight (lbs) | Service Factor | FL Amps @ High | FL Eff (%) | "C" Dimension (in) | Voltage (V) | Notes |
|-----|-----|------|--------|-----------------------------------|------------|--------------|-------------------------------|----------------|----------------|------------|--------------------|-------------|-------|
| 1.5 | 1.1 | 3600 | 56     | <a href="#">00156ET3E56-S</a>     | \$433      | F1           | 37                            | 1.15           | 1.90           | 84.0       | 13.109             | 230/460     | 9     |
|     |     | 3600 | 143/5T | <a href="#">00156ET3E143T-S</a>   | \$473      | RSP          | 39                            | 1.15           | 1.90           | 84.0       | 13.189             | 230/460     | 9     |
|     |     | 3600 | 143/5T | <a href="#">00156ET3H143T-S</a>   | \$473      | RSP          | 39                            | 1.15           | 1.50           | 84.0       | 13.189             | 575         | 9     |
|     |     | 3600 | 143/5T | <a href="#">00156ET3E143T-W22</a> | \$543      | N1           | 49                            | 1.25           | 1.96           | 84.0       | 13.358             | 230/460     |       |
|     |     | 3600 | 143/5T | <a href="#">00156ET3H143T-W22</a> | \$543      | N1           | 49                            | 1.25           | 1.57           | 84.0       | 13.358             | 575         |       |
|     |     | 1800 | 56H    | <a href="#">00158ET3E56-S</a>     | \$435      | F1           | 44                            | 1.15           | 2.00           | 86.5       | 13.504             | 230/460     | 9     |
|     |     | 1800 | 143/5T | <a href="#">00158ET3E145T-S</a>   | \$480      | RSP          | 43                            | 1.15           | 2.00           | 86.5       | 13.583             | 230/460     | 9     |
|     |     | 1800 | 143/5T | <a href="#">00158ET3H145T-S</a>   | \$480      | RSP          | 43                            | 1.15           | 1.60           | 86.5       | 13.583             | 575         | 9     |
|     |     | 1800 | 143/5T | <a href="#">00158ET3E145T-W22</a> | \$551      | N1           | 53                            | 1.25           | 2.02           | 86.5       | 13.358             | 230/460     |       |
|     |     | 1800 | 143/5T | <a href="#">00158ET3H145T-W22</a> | \$551      | N1           | 53                            | 1.25           | 1.62           | 86.5       | 13.358             | 575         |       |
|     |     | 1200 | 182/4T | <a href="#">00152ET3E182T-S</a>   | \$656      | RSP          | 76                            | 1.15           | 2.20           | 87.5       | 16.339             | 230/460     | 9     |
|     |     | 1200 | 182/4T | <a href="#">00152ET3H182T-S</a>   | \$656      | RSP          | 76                            | 1.15           | 1.80           | 87.5       | 16.339             | 575         | 9     |
|     |     | 1200 | 182/4T | <a href="#">00152ET3E182T-W22</a> | \$754      | N1           | 97                            | 1.25           | 2.54           | 87.5       | 15.860             | 230/460     |       |
|     |     | 1200 | 182/4T | <a href="#">00152ET3H182T-W22</a> | \$754      | N1           | 97                            | 1.25           | 2.03           | 87.5       | 15.860             | 575         |       |
|     |     | 900  | 182/4T | <a href="#">00159ET3E184T-W22</a> | \$1,207    | N1           | 102                           | 1.25           | 2.70           | 82.5       | 15.860             | 230/460     |       |
|     |     | 900  | 182/4T | <a href="#">00159ET3H184T-W22</a> | \$1,207    | N1           | 102                           | 1.25           | 2.16           | 82.5       | 15.860             | 575         |       |
| 2   | 1.5 | 3600 | 56H    | <a href="#">00236ET3E56-S</a>     | \$489      | F1           | 44                            | 1.15           | 2.50           | 85.5       | 13.898             | 230/460     | 9     |
|     |     | 3600 | 143/5T | <a href="#">00236ET3E145T-S</a>   | \$514      | RSP          | 45                            | 1.15           | 2.50           | 85.5       | 13.976             | 230/460     | 9     |
|     |     | 3600 | 143/5T | <a href="#">00236ET3H145T-S</a>   | \$514      | RSP          | 45                            | 1.15           | 2.00           | 85.5       | 13.976             | 575         | 9     |
|     |     | 3600 | 143/5T | <a href="#">00236ET3E145T-W22</a> | \$591      | N1           | 54                            | 1.25           | 2.56           | 85.5       | 13.358             | 230/460     |       |
|     |     | 3600 | 143/5T | <a href="#">00236ET3H145T-W22</a> | \$591      | N1           | 54                            | 1.25           | 2.05           | 85.5       | 13.358             | 575         |       |
|     |     | 1800 | 56H    | <a href="#">00218ET3E56-S</a>     | \$478      | F1           | 46                            | 1.15           | 2.70           | 86.5       | 13.898             | 230/460     | 9     |
|     |     | 1800 | 143/5T | <a href="#">00218ET3E145T-S</a>   | \$533      | RSP          | 47                            | 1.15           | 2.70           | 86.5       | 13.976             | 230/460     | 9     |
|     |     | 1800 | 143/5T | <a href="#">00218ET3H145T-S</a>   | \$533      | RSP          | 47                            | 1.15           | 2.20           | 86.5       | 13.976             | 575         | 9     |
|     |     | 1800 | 143/5T | <a href="#">00218ET3E145T-W22</a> | \$612      | N1           | 51                            | 1.25           | 2.76           | 86.5       | 13.358             | 230/460     |       |
|     |     | 1800 | 143/5T | <a href="#">00218ET3H145T-W22</a> | \$612      | N1           | 54                            | 1.25           | 2.21           | 86.5       | 13.358             | 575         |       |
|     |     | 1200 | 182/4T | <a href="#">00212ET3E184T-S</a>   | \$713      | RSP          | 86                            | 1.15           | 3.00           | 88.5       | 17.126             | 230/460     | 9     |
|     |     | 1200 | 182/4T | <a href="#">00212ET3H184T-S</a>   | \$713      | RSP          | 86                            | 1.15           | 2.40           | 88.5       | 17.126             | 575         | 9     |
|     |     | 1200 | 182/4T | <a href="#">00212ET3E184T-W22</a> | \$819      | N1           | 108                           | 1.25           | 3.22           | 88.5       | 15.860             | 230/460     | 39    |
|     |     | 1200 | 182/4T | <a href="#">00212ET3H184T-W22</a> | \$819      | N1           | 103                           | 1.25           | 2.58           | 88.5       | 15.860             | 575         | 39    |
|     |     | 900  | 213/5T | <a href="#">00209ET3E213T-W22</a> | \$1,848    | N1           | 171                           | 1.25           | 3.39           | 85.5       | 19.517             | 230/460     |       |
|     |     | 900  | 213/5T | <a href="#">00209ET3H213T-W22</a> | \$1,848    | N1           | 171                           | 1.25           | 2.71           | 85.5       | 19.517             | 575         |       |

*continued on next page*

Please refer to back cover for description of "NOTES"

For detailed specifications, data sheets, drawings and performance curves visit <http://www.weg.net>

Data subject to change without notice.

## TEFC - Foot Mount - *continued*

 Three-Phase  
General Purpose  
Motors

| HP  | kW     | RPM                               | Frame          | Catalog Number                    | List Price     | Mult. Symbol | Approx. Shipping Weight (lbs) | Service Factor | FL Amps @ High | FL Eff (%) | "C" Dimension (in) | Voltage (V) | Notes |
|-----|--------|-----------------------------------|----------------|-----------------------------------|----------------|--------------|-------------------------------|----------------|----------------|------------|--------------------|-------------|-------|
| 3   | 2.2    | 3600                              | 56H            | <a href="#">00336ET3E56-S</a>     | <b>\$578</b>   | F1           | 54                            | 1.15           | 3.50           | 86.5       | 15.079             | 230/460     | 9     |
|     |        | 3600                              | 182/4T         | <a href="#">00336ET3E182T-S</a>   | <b>\$665</b>   | RSP          | 73                            | 1.15           | 3.70           | 86.5       | 16.339             | 230/460     | 9     |
|     |        | 3600                              | 182/4T         | <a href="#">00336ET3H182T-S</a>   | <b>\$665</b>   | RSP          | 73                            | 1.15           | 3.00           | 86.5       | 16.339             | 575         | 9     |
|     |        | 3600                              | 182/4T         | <a href="#">00336ET3E182T-W22</a> | <b>\$763</b>   | N1           | 99                            | 1.25           | 3.63           | 86.5       | 15.860             | 230/460     |       |
|     |        | 3600                              | 182/4T         | <a href="#">00336ET3H182T-W22</a> | <b>\$763</b>   | N1           | 99                            | 1.25           | 2.90           | 86.5       | 15.860             | 575         |       |
|     |        | 1800                              | 182/4T         | <a href="#">00318ET3E182T-S</a>   | <b>\$577</b>   | RSP          | 100                           | 1.15           | 3.80           | 89.5       | 17.913             | 230/460     | 9     |
|     |        | 1800                              | 182/4T         | <a href="#">00318ET3H182T-S</a>   | <b>\$577</b>   | RSP          | 100                           | 1.15           | 3.00           | 89.5       | 17.913             | 575         | 9     |
|     |        | 1800                              | 182/4T         | <a href="#">00318ET3E182T-W22</a> | <b>\$663</b>   | N1           | 92                            | 1.25           | 3.91           | 89.5       | 15.860             | 230/460     |       |
|     |        | 1800                              | 182/4T         | <a href="#">00318ET3H182T-W22</a> | <b>\$663</b>   | N1           | 94                            | 1.25           | 3.13           | 89.5       | 15.860             | 575         |       |
|     |        | 1200                              | 213/5T         | <a href="#">00312ET3E213T-S</a>   | <b>\$983</b>   | RSP          | 134                           | 1.15           | 4.20           | 89.5       | 19.291             | 230/460     | 9     |
|     |        | 1200                              | 213/5T         | <a href="#">00312ET3H213T-S</a>   | <b>\$983</b>   | RSP          | 133                           | 1.15           | 3.40           | 89.5       | 19.291             | 575         | 9     |
|     |        | 1200                              | 213/5T         | <a href="#">00312ET3E213T-W22</a> | <b>\$1,129</b> | N1           | 160                           | 1.25           | 4.41           | 89.5       | 19.517             | 230/460     |       |
|     |        | 1200                              | 213/5T         | <a href="#">00312ET3H213T-W22</a> | <b>\$1,129</b> | N1           | 163                           | 1.25           | 3.53           | 89.5       | 19.517             | 575         |       |
|     |        | 900                               | 213/5T         | <a href="#">00309ET3E215T-W22</a> | <b>\$2,115</b> | N1           | 189                           | 1.25           | 4.55           | 85.5       | 19.517             | 230/460     |       |
| 900 | 213/5T | <a href="#">00309ET3H215T-W22</a> | <b>\$2,115</b> | N1                                | 188            | 1.25         | 3.64                          | 85.5           | 19.517         | 575        |                    |             |       |
| 5   | 3.7    | 3600                              | 182/4T         | <a href="#">00536ET3E184T-SRT</a> | <b>\$810</b>   | RSP          | 85                            | 1.15           | 5.90           | 88.5       | 16.339             | 230/460     | 9;51  |
|     |        | 3600                              | 182/4T         | <a href="#">00536ET3E184T-S</a>   | <b>\$760</b>   | RSP          | 85                            | 1.15           | 5.90           | 88.5       | 17.913             | 230/460     | 9     |
|     |        | 3600                              | 182/4T         | <a href="#">00536ET3H184T-S</a>   | <b>\$760</b>   | RSP          | 85                            | 1.15           | 4.70           | 88.5       | 17.913             | 575         | 9     |
|     |        | 3600                              | 182/4T         | <a href="#">00536ET3E184T-W22</a> | <b>\$873</b>   | N1           | 103                           | 1.25           | 5.90           | 88.5       | 15.860             | 230/460     |       |
|     |        | 3600                              | 182/4T         | <a href="#">00536ET3H184T-W22</a> | <b>\$873</b>   | N1           | 106                           | 1.25           | 4.72           | 88.5       | 15.860             | 575         |       |
|     |        | 1800                              | 182/4T         | <a href="#">00518ET3E184T-SRT</a> | <b>\$840</b>   | RSP          | 93                            | 1.15           | 6.49           | 89.5       | 16.732             | 230/460     | 9     |
|     |        | 1800                              | 182/4T         | <a href="#">00518ET3H184T-SRT</a> | <b>\$840</b>   | RSP          | 93                            | 1.15           | 5.19           | 89.5       | 16.732             | 575         | 9     |
|     |        | 1800                              | 182/4T         | <a href="#">00518ET3E184T-S</a>   | <b>\$672</b>   | RSP          | 93                            | 1.15           | 6.50           | 89.5       | 17.913             | 230/460     | 9     |
|     |        | 1800                              | 182/4T         | <a href="#">00518ET3H184T-S</a>   | <b>\$672</b>   | RSP          | 93                            | 1.15           | 5.20           | 89.5       | 17.913             | 575         | 9     |
|     |        | 1800                              | 182/4T         | <a href="#">00518ET3P184T-S</a>   | <b>\$672</b>   | RSP          | 93                            | 1.15           | 15.0           | 89.5       | 17.913             | 200         | 9     |
|     |        | 1800                              | 182/4T         | <a href="#">00518ET3E184T-W22</a> | <b>\$772</b>   | N1           | 101                           | 1.25           | 6.45           | 89.5       | 15.860             | 230/460     |       |
|     |        | 1800                              | 182/4T         | <a href="#">00518ET3H184T-W22</a> | <b>\$772</b>   | N1           | 104                           | 1.25           | 5.16           | 89.5       | 15.860             | 575         |       |
|     |        | 1800                              | 182/4T         | <a href="#">00518ET3P184T-W22</a> | <b>\$772</b>   | N1           | 103                           | 1.25           | 14.8           | 89.5       | 15.860             | 200         |       |
|     |        | 1200                              | 213/5T         | <a href="#">00512ET3E215T-S</a>   | <b>\$1,160</b> | RSP          | 153                           | 1.15           | 6.70           | 89.5       | 20.079             | 230/460     | 9     |
|     |        | 1200                              | 213/5T         | <a href="#">00512ET3H215T-S</a>   | <b>\$1,160</b> | RSP          | 152                           | 1.15           | 5.40           | 89.5       | 20.079             | 575         | 9     |
|     |        | 1200                              | 213/5T         | <a href="#">00512ET3E215T-W22</a> | <b>\$1,332</b> | N1           | 170                           | 1.25           | 6.83           | 89.5       | 19.517             | 230/460     |       |
|     |        | 1200                              | 213/5T         | <a href="#">00512ET3H215T-W22</a> | <b>\$1,332</b> | N1           | 180                           | 1.25           | 5.46           | 89.5       | 19.517             | 575         |       |
|     |        | 900                               | 254/6T         | <a href="#">00509ET3E254T-W22</a> | <b>\$3,301</b> | N1           | 302                           | 1.25           | 7.58           | 87.5       | 24.945             | 230/460     |       |
| 900 | 254/6T | <a href="#">00509ET3H254T-W22</a> | <b>\$3,301</b> | N1                                | 321            | 1.25         | 6.06                          | 87.5           | 24.945         | 575        |                    |             |       |

*continued on next page*

Please refer to back cover for description of "NOTES"

For detailed specifications, data sheets, drawings and performance curves visit <http://www.weg.net>



## TEFC - Foot Mount - continued

| HP  | kW  | RPM  | Frame  | Catalog Number                    | List Price | Mult. Symbol | Approx. Shipping Weight (lbs) | Service Factor | FL Amps @ High | FL Eff (%) | "C" Dimension (in) | Voltage (V) | Notes |
|-----|-----|------|--------|-----------------------------------|------------|--------------|-------------------------------|----------------|----------------|------------|--------------------|-------------|-------|
| 7.5 | 5.5 | 3600 | 182/4T | <a href="#">00736ET3E184T-W22</a> | \$1,074    | N1           | 106                           | 1.25           | 8.76           | 89.5       | 15.860             | 230/460     | 12    |
|     |     | 3600 | 213/5T | <a href="#">00736ET3E213T-SRT</a> | \$1,078    | RSP          | 126                           | 1.15           | 8.67           | 89.5       | 18.897             | 230/460     | 9     |
|     |     | 3600 | 213/5T | <a href="#">00736ET3E213T-S</a>   | \$980      | RSP          | 143                           | 1.15           | 8.70           | 89.5       | 20.079             | 230/460     | 9     |
|     |     | 3600 | 213/5T | <a href="#">00736ET3H213T-S</a>   | \$980      | RSP          | 143                           | 1.15           | 7.00           | 89.5       | 20.079             | 575         | 9     |
|     |     | 3600 | 213/5T | <a href="#">00736ET3E213T-W22</a> | \$1,125    | N1           | 149                           | 1.25           | 8.76           | 89.5       | 19.517             | 230/460     |       |
|     |     | 3600 | 213/5T | <a href="#">00736ET3H213T-W22</a> | \$1,125    | N1           | 163                           | 1.25           | 7.01           | 89.5       | 19.517             | 575         |       |
|     |     | 1800 | 213/5T | <a href="#">00718ET3E213T-S</a>   | \$948      | RSP          | 140                           | 1.15           | 9.10           | 91.7       | 18.898             | 230/460     | 9     |
|     |     | 1800 | 213/5T | <a href="#">00718ET3H213T-S</a>   | \$948      | RSP          | 140                           | 1.15           | 7.30           | 91.7       | 18.898             | 575         | 9     |
|     |     | 1800 | 213/5T | <a href="#">00718ET3P213T-S</a>   | \$948      | RSP          | 140                           | 1.15           | 20.9           | 91.7       | 18.898             | 200         | 9;51  |
|     |     | 1800 | 213/5T | <a href="#">00718ET3E213T-W22</a> | \$1,089    | N1           | 170                           | 1.25           | 9.18           | 91.7       | 19.517             | 230/460     |       |
|     |     | 1800 | 213/5T | <a href="#">00718ET3H213T-W22</a> | \$1,089    | N1           | 174                           | 1.25           | 7.34           | 91.7       | 19.517             | 575         |       |
|     |     | 1800 | 213/5T | <a href="#">00718ET3P213T-W22</a> | \$1,089    | N1           | 175                           | 1.25           | 21.1           | 91.7       | 19.517             | 200         |       |
|     |     | 1200 | 254/6T | <a href="#">00712ET3E254T-S</a>   | \$1,799    | RSP          | 231                           | 1.15           | 10.0           | 91.0       | 22.559             | 230/460     | 9     |
|     |     | 1200 | 254/6T | <a href="#">00712ET3H254T-S</a>   | \$1,799    | RSP          | 229                           | 1.15           | 8.00           | 91.0       | 22.559             | 575         | 9     |
|     |     | 1200 | 254/6T | <a href="#">00712ET3E254T-W22</a> | \$2,065    | N1           | 300                           | 1.25           | 9.48           | 91.0       | 24.945             | 230/460     |       |
|     |     | 1200 | 254/6T | <a href="#">00712ET3H254T-W22</a> | \$2,065    | N1           | 316                           | 1.25           | 7.58           | 91.0       | 24.945             | 575         |       |
|     |     | 900  | 254/6T | <a href="#">00709ET3E256T-W22</a> | \$3,658    | N1           | 317                           | 1.25           | 11.1           | 87.5       | 24.945             | 230/460     |       |
|     |     | 900  | 254/6T | <a href="#">00709ET3H256T-W22</a> | \$3,658    | N1           | 373                           | 1.25           | 8.88           | 87.5       | 24.945             | 575         |       |
| 10  | 7.5 | 3600 | 213/5T | <a href="#">01036ET3E215T-SRT</a> | \$1,276    | RSP          | 178                           | 1.15           | 11.5           | 90.2       | 19.291             | 230/460     | 9     |
|     |     | 3600 | 213/5T | <a href="#">01036ET3E215T-S</a>   | \$1,160    | RSP          | 178                           | 1.15           | 11.5           | 90.2       | 21.654             | 230/460     | 9     |
|     |     | 3600 | 213/5T | <a href="#">01036ET3H215T-S</a>   | \$1,160    | RSP          | 178                           | 1.15           | 9.20           | 90.2       | 21.654             | 575         | 9     |
|     |     | 3600 | 213/5T | <a href="#">01036ET3E215T-W22</a> | \$1,332    | N1           | 172                           | 1.25           | 11.6           | 90.2       | 19.517             | 230/460     |       |
|     |     | 3600 | 213/5T | <a href="#">01036ET3H215T-W22</a> | \$1,332    | N1           | 180                           | 1.25           | 9.28           | 90.2       | 19.517             | 575         |       |
|     |     | 1800 | 213/5T | <a href="#">01018ET3E215T-S</a>   | \$1,110    | RSP          | 151                           | 1.15           | 12.2           | 91.7       | 19.291             | 230/460     | 9     |
|     |     | 1800 | 213/5T | <a href="#">01018ET3H215T-S</a>   | \$1,110    | RSP          | 151                           | 1.15           | 9.80           | 91.7       | 19.291             | 575         | 9     |
|     |     | 1800 | 213/5T | <a href="#">01018ET3E215T-W22</a> | \$1,273    | N1           | 175                           | 1.25           | 12.4           | 91.7       | 19.517             | 230/460     |       |
|     |     | 1800 | 213/5T | <a href="#">01018ET3H215T-W22</a> | \$1,273    | N1           | 188                           | 1.25           | 9.92           | 91.7       | 19.517             | 575         |       |
|     |     | 1800 | 213/5T | <a href="#">01018ET3P215T-W22</a> | \$1,273    | N1           | 189                           | 1.25           | 28.5           | 91.7       | 19.517             | 200         |       |
|     |     | 1200 | 254/6T | <a href="#">01012ET3E256T-S</a>   | \$2,088    | RSP          | 261                           | 1.15           | 13.8           | 91.0       | 23.346             | 230/460     | 9     |
|     |     | 1200 | 254/6T | <a href="#">01012ET3H256T-S</a>   | \$2,088    | RSP          | 259                           | 1.15           | 11.0           | 91.0       | 23.346             | 575         | 9     |
|     |     | 1200 | 254/6T | <a href="#">01012ET3E256T-W22</a> | \$2,396    | N1           | 318                           | 1.25           | 12.9           | 91.0       | 24.945             | 230/460     |       |
|     |     | 1200 | 254/6T | <a href="#">01012ET3H256T-W22</a> | \$2,396    | N1           | 325                           | 1.25           | 10.3           | 91.0       | 24.945             | 575         |       |
|     |     | 900  | 284/6T | <a href="#">01009ET3E284T-W22</a> | \$4,634    | N1           | 373                           | 1.25           | 13.4           | 90.2       | 27.929             | 230/460     |       |
|     |     | 900  | 284/6T | <a href="#">01009ET3H284T-W22</a> | \$4,634    | N1           | 371                           | 1.25           | 10.7           | 90.2       | 27.929             | 575         |       |

continued on next page

Please refer to back cover for description of "NOTES"

For detailed specifications, data sheets, drawings and performance curves visit <http://www.weg.net>

Data subject to change without notice.

Can't find what you are looking for? Call 1-800-ASK-4WEG (275-4934)

## TEFC - Foot Mount - *continued*

Three-Phase  
General Purpose  
Motors

| HP   | kW     | RPM                               | Frame          | Catalog Number                     | List Price     | Mult. Symbol                       | Approx. Shipping Weight (lbs) | Service Factor | FL Amps @ High | FL Eff (%) | "C" Dimension (in) | Voltage (V) | Notes   |         |   |
|------|--------|-----------------------------------|----------------|------------------------------------|----------------|------------------------------------|-------------------------------|----------------|----------------|------------|--------------------|-------------|---------|---------|---|
| 15   | 11     | 3600                              | 213/5T         | <a href="#">01536ET3E215T-W22</a>  | <b>\$1,697</b> | N1                                 | 192                           | 1.25           | 17.0           | 91.0       | 19.517             | 230/460     | 12      |         |   |
|      |        | 3600                              | 254/6T         | <a href="#">01536ET3E254T-S</a>    | <b>\$1,589</b> | RSP                                | 216                           | 1.15           | 17.4           | 91.0       | 22.559             | 230/460     | 9       |         |   |
|      |        | 3600                              | 254/6T         | <a href="#">01536ET3H254T-S</a>    | <b>\$1,589</b> | RSP                                | 216                           | 1.15           | 13.9           | 91.0       | 22.559             | 575         | 9       |         |   |
|      |        | 3600                              | 254/6T         | <a href="#">01536ET3E254T-W22</a>  | <b>\$1,824</b> | N1                                 | 293                           | 1.25           | 17.2           | 91.0       | 24.945             | 230/460     |         |         |   |
|      |        | 3600                              | 254/6T         | <a href="#">01536ET3H254T-W22</a>  | <b>\$1,824</b> | N1                                 | 298                           | 1.25           | 13.8           | 91.0       | 24.945             | 575         |         |         |   |
|      |        | 1800                              | 254/6T         | <a href="#">01518ET3E254T-S</a>    | <b>\$1,610</b> | RSP                                | 248                           | 1.15           | 18.2           | 92.4       | 22.559             | 230/460     | 9       |         |   |
|      |        | 1800                              | 254/6T         | <a href="#">01518ET3H254T-S</a>    | <b>\$1,610</b> | RSP                                | 248                           | 1.15           | 14.6           | 92.4       | 22.559             | 575         | 9       |         |   |
|      |        | 1800                              | 254/6T         | <a href="#">01518ET3P254T-S</a>    | <b>\$1,610</b> | RSP                                | 248                           | 1.15           | 41.9           | 92.4       | 22.559             | 200         | 9       |         |   |
|      |        | 1800                              | 254/6T         | <a href="#">01518ET3E254T-W22</a>  | <b>\$1,848</b> | N1                                 | 339                           | 1.25           | 18.0           | 92.4       | 24.945             | 230/460     |         |         |   |
|      |        | 1800                              | 254/6T         | <a href="#">01518ET3H254T-W22</a>  | <b>\$1,848</b> | N1                                 | 347                           | 1.25           | 14.4           | 92.4       | 24.945             | 575         |         |         |   |
|      |        | 1800                              | 254/6T         | <a href="#">01518ET3P254T-W22</a>  | <b>\$1,848</b> | N1                                 | 349                           | 1.25           | 41.4           | 92.4       | 24.945             | 200         |         |         |   |
|      |        | 1200                              | 284/6TS        | <a href="#">01512ET3E284TS-W22</a> | <b>\$3,291</b> | N1                                 | 420                           | 1.25           | 17.9           | 91.7       | 26.557             | 230/460     |         |         |   |
|      |        | 1200                              | 284/6TS        | <a href="#">01512ET3H284TS-W22</a> | <b>\$3,291</b> | N1                                 | 360                           | 1.25           | 14.3           | 91.7       | 26.557             | 575         |         |         |   |
|      |        | 1200                              | 284/6T         | <a href="#">01512ET3E284T-W22</a>  | <b>\$3,291</b> | N1                                 | 406                           | 1.25           | 17.9           | 91.7       | 27.929             | 230/460     |         |         |   |
|      |        | 1200                              | 284/6T         | <a href="#">01512ET3H284T-W22</a>  | <b>\$3,291</b> | N1                                 | 420                           | 1.25           | 14.3           | 91.7       | 27.929             | 575         |         |         |   |
|      |        | 20                                | 15             | 3600                               | 254/6T         | <a href="#">02036ET3E256T-S</a>    | <b>\$2,076</b>                | RSP            | 256            | 1.15       | 22.7               | 91.0        | 23.346  | 230/460 | 9 |
| 3600 | 254/6T |                                   |                | <a href="#">02036ET3H256T-S</a>    | <b>\$2,076</b> | RSP                                | 256                           | 1.15           | 18.2           | 91.0       | 23.346             | 575         | 9       |         |   |
| 3600 | 254/6T |                                   |                | <a href="#">02036ET3E256T-W22</a>  | <b>\$2,382</b> | N1                                 | 317                           | 1.25           | 23.2           | 91.0       | 24.945             | 230/460     |         |         |   |
| 3600 | 254/6T |                                   |                | <a href="#">02036ET3H256T-W22</a>  | <b>\$2,382</b> | N1                                 | 323                           | 1.25           | 18.6           | 91.0       | 24.945             | 575         |         |         |   |
| 1800 | 254/6T |                                   |                | <a href="#">02018ET3E256T-S</a>    | <b>\$1,918</b> | RSP                                | 279                           | 1.15           | 24.7           | 92.4       | 23.346             | 230/460     | 9       |         |   |
| 1800 | 254/6T |                                   |                | <a href="#">02018ET3H256T-S</a>    | <b>\$1,918</b> | RSP                                | 279                           | 1.15           | 19.8           | 93.0       | 23.346             | 575         | 9       |         |   |
| 1800 | 254/6T |                                   |                | <a href="#">02018ET3E256T-W22</a>  | <b>\$2,201</b> | N1                                 | 386                           | 1.25           | 24.1           | 93.0       | 24.945             | 230/460     |         |         |   |
| 1800 | 254/6T |                                   |                | <a href="#">02018ET3H256T-W22</a>  | <b>\$2,201</b> | N1                                 | 396                           | 1.25           | 19.3           | 93.0       | 24.945             | 575         |         |         |   |
| 1800 | 254/6T |                                   |                | <a href="#">02018ET3P256T-W22</a>  | <b>\$2,201</b> | N1                                 | 397                           | 1.25           | 55.4           | 93.0       | 24.945             | 200         |         |         |   |
| 1200 | 284/6T |                                   |                | <a href="#">02012ET3E286T-W22</a>  | <b>\$3,962</b> | N1                                 | 432                           | 1.25           | 24.2           | 91.7       | 27.929             | 230/460     |         |         |   |
| 1200 | 284/6T |                                   |                | <a href="#">02012ET3H286T-W22</a>  | <b>\$3,962</b> | N1                                 | 447                           | 1.25           | 19.4           | 91.7       | 27.929             | 575         |         |         |   |
| 900  | 284/6T |                                   |                | <a href="#">02009ET3E286T-W22</a>  | <b>\$5,854</b> | N1                                 | 556                           | 1.00           | 28.2           | 90.2       | 27.929             | 230/460     | 1,12,37 |         |   |
| 900  | 324/6T |                                   |                | <a href="#">02009ET3E324T-W22</a>  | <b>\$6,339</b> | N1                                 | 548                           | 1.25           | 28.3           | 91.0       | 31.116             | 230/460     |         |         |   |
| 900  | 324/6T |                                   |                | <a href="#">02009ET3H324T-W22</a>  | <b>\$6,339</b> | N1                                 | 546                           | 1.25           | 22.6           | 91.0       | 31.116             | 575         |         |         |   |
| 25   | 18.5   |                                   |                | 3600                               | 254/6T         | <a href="#">02536ET3E256T-S</a>    | <b>\$2,487</b>                | RSP            | 252            | 1.15       | 28.5               | 91.7        | 23.346  | 230/460 | 9 |
|      |        |                                   |                | 3600                               | 284/6TS        | <a href="#">02536ET3E284TS-W22</a> | <b>\$2,998</b>                | N1             | 391            | 1.25       | 28.5               | 91.7        | 26.557  | 230/460 |   |
|      |        | 3600                              | 284/6TS        | <a href="#">02536ET3H284TS-W22</a> | <b>\$2,998</b> | N1                                 | 405                           | 1.25           | 22.8           | 91.7       | 26.557             | 575         |         |         |   |
|      |        | 1800                              | 284/6TS        | <a href="#">02518ET3E284TS-W22</a> | <b>\$2,743</b> | N1                                 | 438                           | 1.25           | 29.5           | 93.6       | 26.557             | 230/460     |         |         |   |
|      |        | 1800                              | 284/6T         | <a href="#">02518ET3E284T-W22</a>  | <b>\$2,743</b> | N1                                 | 408                           | 1.25           | 29.5           | 93.6       | 27.929             | 230/460     |         |         |   |
|      |        | 1800                              | 284/6T         | <a href="#">02518ET3H284T-W22</a>  | <b>\$2,743</b> | N1                                 | 439                           | 1.25           | 23.6           | 93.6       | 27.929             | 575         |         |         |   |
|      |        | 1200                              | 324/6T         | <a href="#">02512ET3E324T-W22</a>  | <b>\$4,737</b> | N1                                 | 569                           | 1.25           | 30.4           | 93.0       | 31.116             | 230/460     |         |         |   |
|      |        | 1200                              | 324/6T         | <a href="#">02512ET3H324T-W22</a>  | <b>\$4,737</b> | N1                                 | 583                           | 1.25           | 24.3           | 93.0       | 31.116             | 575         |         |         |   |
|      |        | 900                               | 324/6T         | <a href="#">02509ET3E326T-W22</a>  | <b>\$7,315</b> | N1                                 | 593                           | 1.25           | 35.9           | 91.0       | 31.116             | 230/460     |         |         |   |
| 900  | 324/6T | <a href="#">02509ET3H326T-W22</a> | <b>\$7,315</b> | N1                                 | 593            | 1.25                               | 28.7                          | 91.0           | 31.116         | 575        |                    |             |         |         |   |

*continued on next page*

Please refer to back cover for description of "NOTES"

For detailed specifications, data sheets, drawings and performance curves visit <http://www.weg.net>



## TEFC - Foot Mount - *continued*

| HP  | kW     | RPM                               | Frame    | Catalog Number                      | List Price | Mult. Symbol | Approx. Shipping Weight (lbs) | Service Factor | FL Amps @ High | FL Eff (%) | "C" Dimension (in) | Voltage (V) | Notes |
|-----|--------|-----------------------------------|----------|-------------------------------------|------------|--------------|-------------------------------|----------------|----------------|------------|--------------------|-------------|-------|
| 30  | 22     | 3600                              | 284/6TS  | <a href="#">03036ET3E286TS-W22</a>  | \$3,561    | N1           | 408                           | 1.25           | 33.8           | 91.7       | 26.557             | 230/460     |       |
|     |        | 3600                              | 284/6TS  | <a href="#">03036ET3H286TS-W22</a>  | \$3,561    | N1           | 425                           | 1.25           | 27.0           | 91.7       | 26.557             | 575         |       |
|     |        | 1800                              | 284/6TS  | <a href="#">03018ET3E286TS-W22</a>  | \$3,223    | N1           | 476                           | 1.25           | 35.1           | 93.6       | 26.557             | 230/460     |       |
|     |        | 1800                              | 284/6T   | <a href="#">03018ET3E286T-W22</a>   | \$3,223    | N1           | 461                           | 1.25           | 35.1           | 93.6       | 27.929             | 230/460     |       |
|     |        | 1800                              | 284/6T   | <a href="#">03018ET3H286T-W22</a>   | \$3,223    | N1           | 476                           | 1.25           | 28.1           | 93.6       | 27.929             | 575         |       |
|     |        | 1200                              | 324/6T   | <a href="#">03012ET3E326T-W22</a>   | \$5,273    | N1           | 530                           | 1.25           | 36.2           | 93.0       | 31.116             | 230/460     |       |
|     |        | 1200                              | 324/6T   | <a href="#">03012ET3H326T-W22</a>   | \$5,273    | N1           | 627                           | 1.25           | 29.0           | 93.0       | 31.116             | 575         |       |
|     |        | 900                               | 364/5T   | <a href="#">03009ET3E364T-W22</a>   | \$11,215   | N1           | 899                           | 1.25           | 37.0           | 92.4       | 34.251             | 230/460     |       |
| 40  | 30     | 3600                              | 324/6TS  | <a href="#">04036ET3E324TS-W22</a>  | \$4,725    | N1           | 546                           | 1.25           | 45.8           | 92.4       | 29.616             | 230/460     |       |
|     |        | 3600                              | 324/6TS  | <a href="#">04036ET3H324TS-W22</a>  | \$4,725    | N1           | 589                           | 1.25           | 36.6           | 92.4       | 29.616             | 575         |       |
|     |        | 1800                              | 324/6TS  | <a href="#">04018ET3E324TS-W22</a>  | \$4,178    | N1           | 613                           | 1.25           | 47.1           | 94.1       | 31.116             | 230/460     |       |
|     |        | 1800                              | 324/6T   | <a href="#">04018ET3E324T-W22</a>   | \$4,178    | N1           | 591                           | 1.25           | 47.1           | 94.1       | 31.116             | 230/460     |       |
|     |        | 1800                              | 324/6T   | <a href="#">04018ET3H324T-W22</a>   | \$4,178    | N1           | 614                           | 1.25           | 37.7           | 94.1       | 31.116             | 575         |       |
|     |        | 1800                              | 324/6T   | <a href="#">04018ET3P324T-W22</a>   | \$4,178    | N1           | 625                           | 1.25           | 108            | 94.1       | 31.116             | 200         |       |
|     |        | 1200                              | 364/5T   | <a href="#">04012ET3E364T-W22</a>   | \$7,284    | N1           | 964                           | 1.25           | 46.5           | 94.1       | 34.251             | 230/460     |       |
|     |        | 1200                              | 364/5T   | <a href="#">04012ET3H364T-W22</a>   | \$7,284    | N1           | 904                           | 1.25           | 37.2           | 94.1       | 34.251             | 575         |       |
| 50  | 37     | 3600                              | 324/6TS  | <a href="#">05036ET3E326TS-W22</a>  | \$5,316    | N1           | 587                           | 1.25           | 56.1           | 93.0       | 29.616             | 230/460     |       |
|     |        | 3600                              | 324/6TS  | <a href="#">05036ET3H326TS-W22</a>  | \$5,316    | N1           | 610                           | 1.25           | 44.9           | 93.0       | 29.616             | 575         |       |
|     |        | 1800                              | 324/6TS  | <a href="#">05018ET3E326TS-W22</a>  | \$5,100    | N1           | 637                           | 1.25           | 59.2           | 94.5       | 31.116             | 230/460     |       |
|     |        | 1800                              | 324/6T   | <a href="#">05018ET3E326T-W22</a>   | \$5,100    | N1           | 585                           | 1.25           | 59.2           | 94.5       | 31.116             | 230/460     |       |
|     |        | 1800                              | 324/6T   | <a href="#">05018ET3H326T-W22</a>   | \$5,100    | N1           | 634                           | 1.25           | 47.4           | 94.5       | 31.116             | 575         |       |
|     |        | 1200                              | 364/5T   | <a href="#">05012ET3E365T-W22</a>   | \$8,518    | N1           | 914                           | 1.25           | 57.4           | 94.1       | 34.251             | 230/460     |       |
|     |        | 1200                              | 364/5T   | <a href="#">05012ET3H365T-W22</a>   | \$8,518    | N1           | 1026                          | 1.25           | 45.9           | 94.1       | 34.251             | 575         |       |
|     |        | 900                               | 404/5T   | <a href="#">05009ET3E404T-W22</a>   | \$17,648   | N1           | 1214                          | 1.25           | 60.0           | 93.0       | 39.730             | 230/460     |       |
| 60  | 45     | 3600                              | 364/5TS  | <a href="#">06036ET3E364TS-W22</a>  | \$7,552    | N1           | 855                           | 1.25           | 67.0           | 93.6       | 32.338             | 230/460     |       |
|     |        | 3600                              | 364/5TS  | <a href="#">06036ET3G364TS-W22</a>  | \$7,552    | N1           | 961                           | 1.25           | 67.0           | 93.6       | 32.338             | 460         |       |
|     |        | 3600                              | 364/5TS  | <a href="#">06036ET3H364TS-W22</a>  | \$7,552    | N1           | 968                           | 1.25           | 53.6           | 93.6       | 32.338             | 575         |       |
|     |        | 1800                              | 364/5TS  | <a href="#">06018ET3E364TS-W22</a>  | \$7,389    | N1           | 1026                          | 1.25           | 68.3           | 95.0       | 32.338             | 230/460     |       |
|     |        | 1800                              | 364/5T   | <a href="#">06018ET3E364T-W22</a>   | \$7,389    | N1           | 946                           | 1.25           | 68.3           | 95.0       | 34.251             | 230/460     |       |
|     |        | 1800                              | 364/5T   | <a href="#">06018ET3G364T-W22</a>   | \$7,389    | N1           | 1025                          | 1.25           | 68.3           | 95.0       | 34.251             | 460         |       |
|     |        | 1800                              | 364/5T   | <a href="#">06018ET3H364T-W22</a>   | \$7,389    | N1           | 1033                          | 1.25           | 54.6           | 95.0       | 34.251             | 575         |       |
|     |        | 1200                              | 404/5T   | <a href="#">06012ET3E404T-W22</a>   | \$10,497   | N1           | 1252                          | 1.25           | 69.5           | 94.5       | 39.730             | 230/460     |       |
|     |        | 1200                              | 404/5T   | <a href="#">06012ET3ERB404T-W22</a> | \$10,497   | N1           | 1262                          | 1.25           | 69.5           | 94.5       | 39.730             | 230/460     | 14    |
|     |        | 1200                              | 404/5T   | <a href="#">06012ET3G404T-W22</a>   | \$10,497   | N1           | 1213                          | 1.25           | 69.5           | 94.5       | 39.730             | 460         |       |
|     |        | 1200                              | 404/5T   | <a href="#">06012ET3H404T-W22</a>   | \$10,497   | N1           | 1255                          | 1.25           | 55.6           | 94.5       | 39.730             | 575         |       |
| 900 | 404/5T | <a href="#">06009ET3E405T-W22</a> | \$20,443 | N1                                  | 1263       | 1.25         | 73.0                          | 93.0           | 39.730         | 230/460    |                    |             |       |

*continued on next page*

Please refer to back cover for description of "NOTES"

For detailed specifications, data sheets, drawings and performance curves visit <http://www.weg.net>

Data subject to change without notice.

Can't find what you are looking for? Call 1-800-ASK-4WEG (275-4934)

## TEFC - Foot Mount - *continued*

 Three-Phase  
General Purpose  
Motors

| HP  | kW | RPM  | Frame   | Catalog Number                      | List Price      | Mult. Symbol | Approx. Shipping Weight (lbs) | Service Factor | FL Amps @ High | FL. Eff (%) | "C" Dimension (in) | Voltage (V) | Notes |
|-----|----|------|---------|-------------------------------------|-----------------|--------------|-------------------------------|----------------|----------------|-------------|--------------------|-------------|-------|
| 75  | 55 | 3600 | 364/5TS | <a href="#">07536ET3E365TS-W22</a>  | <b>\$9,091</b>  | N1           | 900                           | 1.25           | 81.9           | 93.6        | 32.338             | 230/460     |       |
|     |    | 3600 | 364/5TS | <a href="#">07536ET3G365TS-W22</a>  | <b>\$9,091</b>  | N1           | 963                           | 1.25           | 81.9           | 93.6        | 32.338             | 460         |       |
|     |    | 3600 | 364/5TS | <a href="#">07536ET3H365TS-W22</a>  | <b>\$9,091</b>  | N1           | 967                           | 1.25           | 65.5           | 93.6        | 32.338             | 575         |       |
|     |    | 1800 | 364/5TS | <a href="#">07518ET3E365TS-W22</a>  | <b>\$8,705</b>  | N1           | 988                           | 1.25           | 84.1           | 95.4        | 32.338             | 230/460     |       |
|     |    | 1800 | 364/5T  | <a href="#">07518ET3E365T-W22</a>   | <b>\$8,705</b>  | N1           | 969                           | 1.25           | 84.1           | 95.4        | 34.251             | 230/460     |       |
|     |    | 1800 | 364/5T  | <a href="#">07518ET3G365T-W22</a>   | <b>\$8,705</b>  | N1           | 1045                          | 1.25           | 84.1           | 95.4        | 34.251             | 460         |       |
|     |    | 1800 | 364/5T  | <a href="#">07518ET3H365T-W22</a>   | <b>\$8,705</b>  | N1           | 1050                          | 1.25           | 67.3           | 95.4        | 34.251             | 575         |       |
|     |    | 1200 | 404/5T  | <a href="#">07512ET3E405T-W22</a>   | <b>\$12,058</b> | N1           | 1303                          | 1.25           | 84.9           | 94.5        | 39.730             | 230/460     |       |
|     |    | 1200 | 404/5T  | <a href="#">07512ET3ERB405T-W22</a> | <b>\$12,058</b> | N1           | 1262                          | 1.25           | 84.9           | 94.5        | 39.730             | 230/460     | 14    |
|     |    | 1200 | 404/5T  | <a href="#">07512ET3G405T-W22</a>   | <b>\$12,058</b> | N1           | 1298                          | 1.25           | 84.9           | 94.5        | 39.730             | 460         |       |
|     |    | 1200 | 404/5T  | <a href="#">07512ET3GRB405T-W22</a> | <b>\$12,058</b> | N1           | 1309                          | 1.25           | 84.9           | 94.5        | 39.730             | 460         | 14    |
|     |    | 1200 | 404/5T  | <a href="#">07512ET3H405T-W22</a>   | <b>\$12,058</b> | N1           | 1303                          | 1.25           | 67.9           | 94.5        | 39.730             | 575         |       |
|     |    | 900  | 444/5T  | <a href="#">07509ET3E444T-W22</a>   | <b>\$23,334</b> | N1           | 1665                          | 1.25           | 93.0           | 93.6        | 45.157             | 230/460     |       |
| 100 | 75 | 3600 | 404/5TS | <a href="#">10036ET3E405TS-W22</a>  | <b>\$12,002</b> | N1           | 1024                          | 1.25           | 110            | 94.1        | 36.732             | 230/460     |       |
|     |    | 3600 | 404/5TS | <a href="#">10036ET3G405TS-W22</a>  | <b>\$12,002</b> | N1           | 1176                          | 1.25           | 110            | 94.1        | 36.732             | 460         |       |
|     |    | 3600 | 404/5TS | <a href="#">10036ET3H405TS-W22</a>  | <b>\$12,002</b> | N1           | 1182                          | 1.25           | 88.0           | 94.1        | 36.732             | 575         |       |
|     |    | 1800 | 404/5TS | <a href="#">10018ET3E405TS-W22</a>  | <b>\$11,689</b> | N1           | 1266                          | 1.25           | 111            | 95.4        | 36.732             | 230/460     |       |
|     |    | 1800 | 404/5T  | <a href="#">10018ET3E405T-W22</a>   | <b>\$11,689</b> | N1           | 1190                          | 1.25           | 111            | 95.4        | 39.730             | 230/460     |       |
|     |    | 1800 | 404/5T  | <a href="#">10018ET3ERB405T-W22</a> | <b>\$11,689</b> | N1           | 1239                          | 1.25           | 111            | 95.4        | 39.730             | 230/460     | 14    |
|     |    | 1800 | 404/5T  | <a href="#">10018ET3G405T-W22</a>   | <b>\$11,689</b> | N1           | 1280                          | 1.25           | 111            | 95.4        | 39.730             | 460         |       |
|     |    | 1800 | 404/5T  | <a href="#">10018ET3GRB405T-W22</a> | <b>\$11,689</b> | N1           | 1199                          | 1.25           | 111            | 95.4        | 39.730             | 460         | 14    |
|     |    | 1800 | 404/5T  | <a href="#">10018ET3H405T-W22</a>   | <b>\$11,689</b> | N1           | 1283                          | 1.25           | 88.8           | 95.4        | 39.730             | 575         |       |
|     |    | 1800 | 404/5T  | <a href="#">10018ET3HRB405T-W22</a> | <b>\$11,689</b> | N1           | 1294                          | 1.25           | 88.8           | 95.4        | 39.730             | 575         | 14    |
|     |    | 1200 | 444/5T  | <a href="#">10012ET3E444T-W22</a>   | <b>\$15,631</b> | N1           | 1786                          | 1.25           | 121            | 95.0        | 45.157             | 230/460     |       |
|     |    | 1200 | 444/5T  | <a href="#">10012ET3ERB444T-W22</a> | <b>\$15,631</b> | N1           | 1859                          | 1.25           | 121            | 95.0        | 45.157             | 230/460     | 14    |
|     |    | 1200 | 444/5T  | <a href="#">10012ET3G444T-W22</a>   | <b>\$15,631</b> | N1           | 1840                          | 1.25           | 121            | 95.0        | 45.157             | 460         |       |
|     |    | 1200 | 444/5T  | <a href="#">10012ET3GRB444T-W22</a> | <b>\$15,631</b> | N1           | 1854                          | 1.25           | 121            | 95.0        | 45.157             | 460         | 14    |
|     |    | 1200 | 444/5T  | <a href="#">10012ET3H444T-W22</a>   | <b>\$15,631</b> | N1           | 1837                          | 1.25           | 96.8           | 95.0        | 45.157             | 575         |       |
|     |    | 900  | 444/5T  | <a href="#">10009ET3E445T-W22</a>   | <b>\$26,988</b> | N1           | 1900                          | 1.25           | 127            | 94.1        | 45.157             | 230/460     |       |
|     |    | 900  | 444/5T  | <a href="#">10009ET3G445T-W22</a>   | <b>\$26,988</b> | N1           | 1939                          | 1.25           | 127            | 94.1        | 45.157             | 460         |       |

*continued on next page*

Please refer to back cover for description of "NOTES"

For detailed specifications, data sheets, drawings and performance curves visit <http://www.weg.net>



## TEFC - Foot Mount - *continued*

| HP  | kW  | RPM  | Frame   | Catalog Number                      | List Price | Mult. Symbol | Approx. Shipping Weight (lbs) | Service Factor | FL Amps @ High | FL Eff (%) | "C" Dimension (in) | Voltage (V) | Notes |
|-----|-----|------|---------|-------------------------------------|------------|--------------|-------------------------------|----------------|----------------|------------|--------------------|-------------|-------|
| 125 | 90  | 3600 | 444/5TS | <a href="#">12536ET3E444TS-W22</a>  | \$15,350   | N1           | 1802                          | 1.15           | 134            | 95.0       | 41.407             | 230/460     |       |
|     |     | 3600 | 444/5TS | <a href="#">12536ET3G444TS-W22</a>  | \$15,350   | N1           | 1798                          | 1.15           | 134            | 95.0       | 41.407             | 460         |       |
|     |     | 3600 | 444/5TS | <a href="#">12536ET3H444TS-W22</a>  | \$15,350   | N1           | 1795                          | 1.15           | 107            | 95.0       | 41.407             | 575         |       |
|     |     | 1800 | 444/5TS | <a href="#">12518ET3E444TS-W22</a>  | \$14,748   | N1           | 1627                          | 1.15           | 139            | 95.4       | 41.407             | 230/460     |       |
|     |     | 1800 | 444/5T  | <a href="#">12518ET3E444T-W22</a>   | \$14,748   | N1           | 1699                          | 1.15           | 139            | 95.4       | 45.157             | 230/460     |       |
|     |     | 1800 | 444/5T  | <a href="#">12518ET3ERB444T-W22</a> | \$14,748   | N1           | 1730                          | 1.15           | 139            | 95.4       | 45.157             | 230/460     | 14    |
|     |     | 1800 | 444/5T  | <a href="#">12518ET3G444T-W22</a>   | \$14,748   | N1           | 1710                          | 1.15           | 139            | 95.4       | 45.157             | 460         |       |
|     |     | 1800 | 444/5T  | <a href="#">12518ET3GRB444T-W22</a> | \$14,748   | N1           | 1736                          | 1.15           | 139            | 95.4       | 45.157             | 460         | 14    |
|     |     | 1800 | 444/5T  | <a href="#">12518ET3H444T-W22</a>   | \$14,748   | N1           | 1815                          | 1.15           | 111            | 95.4       | 45.157             | 575         |       |
|     |     | 1200 | 444/5T  | <a href="#">12512ET3E445T-W22</a>   | \$17,947   | N1           | 1980                          | 1.15           | 143            | 95.0       | 45.157             | 230/460     |       |
|     |     | 1200 | 444/5T  | <a href="#">12512ET3ERB445T-W22</a> | \$17,947   | N1           | 1993                          | 1.15           | 143            | 95.0       | 45.157             | 230/460     | 14    |
|     |     | 1200 | 444/5T  | <a href="#">12512ET3G445T-W22</a>   | \$17,947   | N1           | 1893                          | 1.15           | 143            | 95.0       | 45.157             | 460         |       |
|     |     | 1200 | 444/5T  | <a href="#">12512ET3GRB445T-W22</a> | \$17,947   | N1           | 1996                          | 1.15           | 143            | 95.0       | 45.157             | 460         | 14    |
|     |     | 1200 | 444/5T  | <a href="#">12512ET3H445T-W22</a>   | \$17,947   | N1           | 1974                          | 1.15           | 114            | 95.0       | 45.157             | 575         |       |
|     |     | 900  | 445/7T  | <a href="#">12509ET3G447T-W22</a>   | \$28,175   | N1           | 2235                          | 1.15           | 151            | 94.5       | 48.701             | 460         |       |
| 150 | 110 | 3600 | 444/5TS | <a href="#">15036ET3E445TS-W22</a>  | \$18,882   | N1           | 1899                          | 1.15           | 161            | 95.0       | 41.407             | 230/460     |       |
|     |     | 3600 | 444/5TS | <a href="#">15036ET3G445TS-W22</a>  | \$18,882   | N1           | 1908                          | 1.15           | 161            | 95.0       | 41.407             | 460         |       |
|     |     | 1800 | 444/5TS | <a href="#">15018ET3G445TS-W22</a>  | \$17,420   | N1           | 1869                          | 1.15           | 170            | 95.8       | 41.407             | 460         |       |
|     |     | 1800 | 444/5T  | <a href="#">15018ET3E445T-W22</a>   | \$17,420   | N1           | 1918                          | 1.15           | 170            | 95.8       | 45.157             | 230/460     |       |
|     |     | 1800 | 444/5T  | <a href="#">15018ET3G445T-W22</a>   | \$17,420   | N1           | 1905                          | 1.15           | 170            | 95.8       | 45.157             | 460         |       |
|     |     | 1800 | 444/5T  | <a href="#">15018ET3GRB445T-W22</a> | \$17,420   | N1           | 1853                          | 1.15           | 170            | 95.8       | 45.157             | 460         | 14    |
|     |     | 1800 | 444/5T  | <a href="#">15018ET3H445T-W22</a>   | \$17,420   | N1           | 1958                          | 1.15           | 136            | 95.8       | 45.157             | 575         |       |
|     |     | 1800 | 444/5T  | <a href="#">15018ET3HRB445T-W22</a> | \$17,420   | N1           | 2034                          | 1.15           | 136            | 95.8       | 45.157             | 575         | 14    |
|     |     | 1200 | 445/7T  | <a href="#">15012ET3E447T-W22</a>   | \$20,639   | N1           | 2354                          | 1.15           | 176            | 95.8       | 48.701             | 230/460     |       |
|     |     | 1200 | 445/7T  | <a href="#">15012ET3G447T-W22</a>   | \$20,639   | N1           | 2472                          | 1.15           | 176            | 95.8       | 48.701             | 460         |       |
|     |     | 1200 | 445/7T  | <a href="#">15012ET3GRB447T-W22</a> | \$20,639   | N1           | 2371                          | 1.15           | 176            | 95.8       | 48.701             | 460         | 14    |
|     |     | 1200 | 445/7T  | <a href="#">15012ET3H447T-W22</a>   | \$20,639   | N1           | 2467                          | 1.15           | 141            | 95.8       | 48.701             | 575         |       |
|     |     | 900  | 447/9T  | <a href="#">15009ET3G449T-W22</a>   | \$30,677   | N1           | 3079                          | 1.15           | 185            | 94.5       | 56.338             | 460         |       |

*continued on next page*

Three-Phase General Purpose Motors

Please refer to back cover for description of "NOTES"

For detailed specifications, data sheets, drawings and performance curves visit <http://www.weg.net>

Data subject to change without notice.

Can't find what you are looking for? Call 1-800-ASK-4WEG (275-4934)



## TEFC - Foot Mount - *continued*

 Three-Phase  
General Purpose  
Motors

| HP   | kW      | RPM  | Frame   | Catalog Number                      | List Price | Mult. Symbol                       | Approx. Shipping Weight (lbs) | Service Factor | FL Amps @ High | FL Eff (%) | "C" Dimension (in) | Voltage (V) | Notes  |     |    |
|------|---------|------|---------|-------------------------------------|------------|------------------------------------|-------------------------------|----------------|----------------|------------|--------------------|-------------|--------|-----|----|
| 200  | 150     | 3600 | 445/7TS | <a href="#">20036ET3E447TS-W22</a>  | \$23,562   | N1                                 | 2224                          | 1.15           | 219            | 95.4       | 44.951             | 230/460     |        |     |    |
|      |         | 3600 | 445/7TS | <a href="#">20036ET3G447TS-W22</a>  | \$23,562   | N1                                 | 2046                          | 1.15           | 219            | 95.4       | 44.951             | 460         |        |     |    |
|      |         | 3600 | 504/5S  | <a href="#">20036ET3G504S-W22</a>   | \$23,562   | N1                                 | 2373                          | 1.15           | 222            | 95.4       | 48.215             | 460         |        |     |    |
|      |         | 1800 | 445/7TS | <a href="#">20018ET3G447TS-W22</a>  | \$21,098   | N1                                 | 2138                          | 1.15           | 230            | 96.2       | 44.951             | 460         |        |     |    |
|      |         | 1800 | 445/7T  | <a href="#">20018ET3E447T-W22</a>   | \$21,098   | N1                                 | 2349                          | 1.15           | 230            | 96.2       | 48.701             | 230/460     |        |     |    |
|      |         | 1800 | 445/7T  | <a href="#">20018ET3G447T-W22</a>   | \$21,098   | N1                                 | 2224                          | 1.15           | 230            | 96.2       | 48.701             | 460         |        |     |    |
|      |         | 1800 | 445/7T  | <a href="#">20018ET3GRB447T-W22</a> | \$21,098   | N1                                 | 2209                          | 1.15           | 230            | 96.2       | 48.701             | 460         | 14     |     |    |
|      |         | 1800 | 445/7T  | <a href="#">20018ET3H447T-W22</a>   | \$21,098   | N1                                 | 2477                          | 1.15           | 184            | 96.2       | 48.701             | 575         |        |     |    |
|      |         | 1800 | 445/7T  | <a href="#">20018ET3HRB447T-W22</a> | \$21,098   | N1                                 | 1850                          | 1.15           | 184            | 96.2       | 48.701             | 575         | 14     |     |    |
|      |         | 1800 | 504/5   | <a href="#">20018ET3G504-W22</a>    | \$21,098   | N1                                 | 2621                          | 1.15           | 228            | 96.2       | 54.095             | 460         |        |     |    |
|      |         | 1200 | 445/7T  | <a href="#">20012ET3G447T-W22</a>   | \$25,133   | N1                                 | 2406                          | 1.15           | 237            | 95.8       | 48.701             | 460         |        |     |    |
|      |         | 1200 | 445/7T  | <a href="#">20012ET3GRB447T-W22</a> | \$25,133   | N1                                 | 2588                          | 1.15           | 237            | 95.8       | 48.701             | 460         | 14     |     |    |
|      |         | 1200 | 447/9T  | <a href="#">20012ET3E449T-W22</a>   | \$25,255   | N1                                 | 2495                          | 1.15           | 237            | 95.8       | 56.338             | 230/460     |        |     |    |
|      |         | 1200 | 447/9T  | <a href="#">20012ET3G449T-W22</a>   | \$25,255   | N1                                 | 3044                          | 1.15           | 237            | 95.8       | 56.338             | 460         |        |     |    |
|      |         | 1200 | 447/9T  | <a href="#">20012ET3GRB449T-W22</a> | \$25,255   | N1                                 | 2940                          | 1.15           | 237            | 95.8       | 56.338             | 460         | 14     |     |    |
|      |         | 1200 | 447/9T  | <a href="#">20012ET3H449T-W22</a>   | \$25,255   | N1                                 | 2933                          | 1.15           | 190            | 95.8       | 56.338             | 575         |        |     |    |
|      |         | 1200 | 504/5   | <a href="#">20012ET3G505-W22</a>    | \$25,133   | N1                                 | 2467                          | 1.15           | 237            | 95.8       | 54.095             | 460         |        |     |    |
|      |         | 900  | 447/9T  | <a href="#">20009ET3G449T-W22</a>   | \$49,899   | N1                                 | 3255                          | 1.15           | 254            | 95.0       | 56.338             | 460         |        |     |    |
| 250  | 185     | 3600 | 445/7TS | <a href="#">25036ET3G447TS-W22</a>  | \$29,846   | N1                                 | 2535                          | 1.15           | 266            | 95.8       | 44.951             | 460         |        |     |    |
|      |         | 3600 | 447/9TS | <a href="#">25036ET3G449TS-W22</a>  | \$33,173   | N1                                 | 2730                          | 1.15           | 266            | 95.8       | 52.588             | 460         |        |     |    |
|      |         | 1800 | 445/7TS | <a href="#">25018ET3G447TS-W22</a>  | \$27,189   | N1                                 | 2709                          | 1.15           | 281            | 96.2       | 44.951             | 460         |        |     |    |
|      |         | 1800 | 445/7T  | <a href="#">25018ET3H447T-W22</a>   | \$26,716   | N1                                 | 2710                          | 1.15           | 225            | 96.2       | 48.701             | 575         |        |     |    |
|      |         | 1800 | 445/7TS | <a href="#">25018ET3H447TS-W22</a>  | \$27,189   | N1                                 | 2896                          | 1.15           | 225            | 96.2       | 44.951             | 575         |        |     |    |
|      |         | 1800 | 445/7T  | <a href="#">25018ET3G447T-W22</a>   | \$26,716   | N1                                 | 2446                          | 1.15           | 281            | 96.2       | 48.701             | 460         |        |     |    |
|      |         | 1800 | 445/7T  | <a href="#">25018ET3GRB447T-W22</a> | \$26,716   | N1                                 | 2554                          | 1.15           | 281            | 96.2       | 48.701             | 460         | 14     |     |    |
|      |         | 1800 | 445/7T  | <a href="#">25018ET3HRB447T-W22</a> | \$26,716   | N1                                 | 2414                          | 1.15           | 225            | 96.2       | 48.701             | 575         | 14,51  |     |    |
|      |         | 1800 | 447/9T  | <a href="#">25018ET3G449T-W22</a>   | \$26,803   | N1                                 | 2879                          | 1.15           | 281            | 96.2       | 56.338             | 460         |        |     |    |
|      |         | 1800 | 447/9T  | <a href="#">25018ET3GRB449T-W22</a> | \$26,803   | N1                                 | 2815                          | 1.15           | 281            | 96.2       | 56.338             | 460         | 14     |     |    |
|      |         | 1200 | 447/9T  | <a href="#">25012ET3E449T-W22</a>   | \$35,555   | N1                                 | 3217                          | 1.15           | 292            | 95.8       | 56.338             | 230/460     |        |     |    |
|      |         | 1200 | 447/9T  | <a href="#">25012ET3G449T-W22</a>   | \$35,555   | N1                                 | 3090                          | 1.15           | 292            | 95.8       | 56.338             | 460         |        |     |    |
|      |         | 1200 | 447/9T  | <a href="#">25012ET3GRB449T-W22</a> | \$35,555   | N1                                 | 3224                          | 1.15           | 292            | 95.8       | 56.338             | 460         | 14     |     |    |
|      |         | 1200 | 447/9T  | <a href="#">25012ET3H449T-W22</a>   | \$35,555   | N1                                 | 3206                          | 1.15           | 234            | 95.8       | 56.338             | 575         |        |     |    |
|      |         | 1200 | 586/7   | <a href="#">25012ET3G586/7-W22</a>  | \$39,631   | N1                                 | 3769                          | 1.15           | 299            | 95.8       | 61.902             | 460         | 43     |     |    |
|      |         | 900  | L447/9T | <a href="#">25009ET3G449T-W22</a>   | \$56,168   | N1                                 | 3590                          | 1.15           | 308            | 95.4       | 57.181             | 460         | 43     |     |    |
|      |         | 300  | 220     | 3600                                | 447/9TS    | <a href="#">30036ET3G449TS-W22</a> | \$38,269                      | N1             | 2987           | 1.15       | 320                | 95.8        | 52.588 | 460 |    |
|      |         |      |         | 1800                                | 447/9TS    | <a href="#">30018ET3G449TS-W22</a> | \$31,384                      | N1             | 2894           | 1.15       | 330                | 96.2        | 52.588 | 460 | 44 |
| 1800 | 447/9T  |      |         | <a href="#">30018ET3G449T-W22</a>   | \$31,384   | N1                                 | 2888                          | 1.15           | 330            | 96.2       | 56.338             | 460         |        |     |    |
| 1800 | 447/9T  |      |         | <a href="#">30018ET3GRB449T-W22</a> | \$31,384   | N1                                 | 2992                          | 1.15           | 330            | 96.2       | 56.338             | 460         | 14     |     |    |
| 1200 | 447/9T  |      |         | <a href="#">30012ET3G449T-W22</a>   | \$38,437   | N1                                 | 3178                          | 1.00           | 356            | 95.8       | 56.338             | 460         | 37     |     |    |
| 1200 | 447/9T  |      |         | <a href="#">30012ET3GKD449T-W22</a> | \$38,437   | K1                                 | 3313                          | 1.00           | 356            | 95.8       | 56.338             | 460         | 14     |     |    |
| 1200 | 586/7   |      |         | <a href="#">30012ET3G586/7-W22</a>  | \$44,301   | N1                                 | 4061                          | 1.15           | 356            | 95.8       | 61.902             | 460         | 43     |     |    |
| 900  | L447/9T |      |         | <a href="#">30009ET3G449T-W22</a>   | \$58,655   | N1                                 | 3826                          | 1.15           | 371            | 95.4       | 57.181             | 460         | 19,43  |     |    |

*continued on next page*

Please refer to back cover for description of "NOTES"

For detailed specifications, data sheets, drawings and performance curves visit <http://www.weg.net>



## TEFC - Foot Mount - *continued*

| HP  | kW  | RPM  | Frame    | Catalog Number                       | List Price | Mult. Symbol | Approx. Shipping Weight (lbs) | Service Factor | FL Amps @ High | FL. Eff (%) | "C" Dimension (in) | Voltage (V) | Notes       |
|-----|-----|------|----------|--------------------------------------|------------|--------------|-------------------------------|----------------|----------------|-------------|--------------------|-------------|-------------|
| 350 | 260 | 3600 | 447/9TS  | <a href="#">35036ET3G449TS-W22</a>   | \$43,805   | N1           | 3120                          | 1.15           | 377            | 96.2        | 52.588             | 460         |             |
|     |     | 1800 | 447/9TS  | <a href="#">35018ET3G449TS-W22</a>   | \$36,517   | N1           | 3123                          | 1.15           | 394            | 96.2        | 52.588             | 460         | 44          |
|     |     | 1800 | 447/9T   | <a href="#">35018ET3G449T-W22</a>    | \$36,517   | N1           | 3168                          | 1.15           | 394            | 96.2        | 56.338             | 460         |             |
|     |     | 1800 | 447/9T   | <a href="#">35018ET3GRB449T-W22</a>  | \$36,517   | N1           | 2941                          | 1.15           | 394            | 96.2        | 56.338             | 460         | 14          |
|     |     | 1200 | L447/9T  | <a href="#">35012ET3G449T-W22</a>    | \$47,633   | N1           | 3781                          | 1.15           | 415            | 95.8        | 57.181             | 460         | 37,43       |
|     |     | 1200 | L447/9T  | <a href="#">35012ET3GRB449T-W22</a>  | \$47,633   | N1           | 3800                          | 1.15           | 415            | 95.8        | 57.181             | 460         | 14,19,37,43 |
|     |     | 900  | 586/7    | <a href="#">35009ET3G586/7-W22</a>   | \$64,873   | N1           | 5028                          | 1.00           | 426            | 95.8        | 61.902             | 460         | 1,19,43     |
| 400 | 300 | 3600 | L447/9TS | <a href="#">40036ET3G449TS-W22</a>   | \$44,605   | N1           | 3361                          | 1.15           | 432            | 95.8        | 53.431             | 460         | 43          |
|     |     | 1800 | L447/9TS | <a href="#">40018ET3G449TS-W22</a>   | \$43,805   | N1           | 3328                          | 1.15           | 445            | 96.2        | 53.431             | 460         | 43          |
|     |     | 1800 | L447/9T  | <a href="#">40018ET3G449T-W22</a>    | \$43,805   | N1           | 3416                          | 1.15           | 445            | 96.2        | 57.181             | 460         | 43          |
|     |     | 1800 | L447/9T  | <a href="#">40018ET3GRB449T-W22</a>  | \$43,805   | N1           | 3404                          | 1.15           | 445            | 96.2        | 57.181             | 460         | 14,43       |
|     |     | 1800 | L447/9T  | <a href="#">40018ET3H449T-W22</a>    | \$43,805   | N1           | 3400                          | 1.15           | 356            | 96.2        | 57.181             | 575         | 43          |
|     |     | 1200 | L447/9T  | <a href="#">40012ET3G449T-W22</a>    | \$52,307   | N1           | 3720                          | 1.00           | 477            | 95.8        | 57.181             | 460         | 19,37,43    |
|     |     | 1200 | L447/9T  | <a href="#">40012ET3GRB449T-W22</a>  | \$52,307   | N1           | 3827                          | 1.00           | 477            | 95.8        | 57.181             | 460         | 14,19,37,43 |
|     |     | 1200 | 586/7    | <a href="#">40012ET3G586/7-W22</a>   | \$56,201   | N1           | 4663                          | 1.15           | 483            | 96.2        | 61.902             | 460         | 43          |
|     |     | 900  | 588/9    | <a href="#">40009ET3G588/9-W22</a>   | \$66,123   | N1           | 3308                          | 1.00           | 498            | 95.7        | 69.381             | 460         | 1,19,43     |
| 450 | 330 | 3600 | L447/9TS | <a href="#">45036ET3G449TS-W22</a>   | \$49,610   | N1           | 3537                          | 1.00           | 475            | 95.8        | 53.431             | 460         | 1,19,43     |
|     |     | 1800 | L447/9T  | <a href="#">45018ET3G449T-W22</a>    | \$48,010   | N1           | 3681                          | 1.15           | 501            | 96.2        | 57.181             | 460         | 43          |
|     |     | 1800 | L447/9T  | <a href="#">45018ET3GRB449T-W22</a>  | \$48,010   | N1           | 3657                          | 1.15           | 501            | 96.2        | 57.181             | 460         | 14,43       |
|     |     | 1200 | 586/7    | <a href="#">45012ET3G586/7-W22</a>   | \$62,251   | N1           | 4957                          | 1.00           | 532            | 96.2        | 61.902             | 460         | 1,19,43     |
|     |     | 1200 | 586/7    | <a href="#">45012ET3GRB586/7-W22</a> | \$62,251   | N1           | 5248                          | 1.00           | 532            | 96.2        | 61.902             | 460         | 1,14,19,43  |
|     |     | 900  | 588/9    | <a href="#">45009ET3G588/9-W22</a>   | \$68,715   | N1           | 5915                          | 1.00           | 534            | 95.8        | 69.381             | 460         | 1,19,43,44  |
| 500 | 370 | 3600 | 586/7S   | <a href="#">50036ET3G586/7S-W22</a>  | \$56,305   | N1           | 4649                          | 1.15           | 530            | 96.2        | 55.027             | 460         | 43,44       |
|     |     | 1800 | L447/9T  | <a href="#">50018ET3G449T-W22</a>    | \$50,594   | N1           | 3889                          | 1.00           | 561            | 96.2        | 57.181             | 460         | 1,19,43,44  |
|     |     | 1800 | L447/9T  | <a href="#">50018ET3GRB449T-W22</a>  | \$50,594   | N1           | 5424                          | 1.00           | 561            | 96.2        | 57.181             | 460         | 14,19,43    |
|     |     | 1200 | 586/7    | <a href="#">50012ET3G586/7-W22</a>   | \$62,962   | N1           | 4916                          | 1.00           | 603            | 96.2        | 61.902             | 460         | 1,19,43,44  |
| 600 | 450 | 3600 | 588/9S   | <a href="#">60036ET3G588/9S-W22</a>  | \$64,635   | N1           | 5142                          | 1.00           | 650            | 96.5        | 62.506             | 460         | 1,19,43,44  |
|     |     | 1800 | 586/7    | <a href="#">60018ET3G586/7-W22</a>   | \$60,316   | N1           | 4963                          | 1.00           | 665            | 96.5        | 61.902             | 460         | 1,19,43,44  |
|     |     | 1200 | 588/9    | <a href="#">60012ET3G588/9-W22</a>   | \$71,374   | N1           | 6168                          | 1.00           | 743            | 96.2        | 69.381             | 460         | 1,19,43,44  |
| 650 | 480 | 3600 | 588/9S   | <a href="#">65036ET3G588/9S-W22</a>  | \$66,835   | N1           | 4805                          | 1.00           | 685            | 96.6        | 62.506             | 460         | 1,19,43,44  |
|     |     | 1800 | 588/9    | <a href="#">65018ET3G588/9-W22</a>   | \$66,701   | N1           | 5597                          | 1.00           | 734            | 96.6        | 69.381             | 460         | 1,419,3,44  |
| 700 | 515 | 3600 | 588/9S   | <a href="#">70036ET3G588/9S-W22</a>  | \$71,254   | N1           | 5680                          | 1.00           | 736            | 96.6        | 62.506             | 460         | 1,19,43,44  |
|     |     | 1800 | 588/9    | <a href="#">70018ET3G588/9-W22</a>   | \$71,185   | N1           | 5940                          | 1.00           | 788            | 96.6        | 69.381             | 460         | 1,19,43,44  |
| 750 | 550 | 1800 | 588/9    | <a href="#">75018ET3G588/9-W22</a>   | \$74,025   | N1           | 5154                          | 1.00           | 840            | 96.7        | 69.381             | 460         | 1,19,43,44  |

Please refer to back cover for description of "NOTES"

For detailed specifications, data sheets, drawings and performance curves visit <http://www.weg.net>

Data subject to change without notice.

Can't find what you are looking for? Call 1-800-ASK-4WEG (275-4934)

# Three-Phase General Purpose Motors



## TEFC - C-Face - Foot Mount

Three-Phase General Purpose Motors

| HP   | kW      | RPM                | Frame   | Catalog Number     | List Price | Mult. Symbol | Approx. Shipping Weight (lbs) | Service Factor | FL Amps @ High | FL. Eff (%) | "C" Dimension (in) | Voltage (V) | Notes |
|------|---------|--------------------|---------|--------------------|------------|--------------|-------------------------------|----------------|----------------|-------------|--------------------|-------------|-------|
| 0.25 | 0.18    | 3600               | 56C     | .2536ES3E56C-S     | \$258      | F1           | 21                            | 1.15           | 0.50           | 57.5        | 11.142             | 208-230/460 | 9     |
|      |         | 1800               | 56C     | .2518ES3E56C-S     | \$270      | F1           | 23                            | 1.15           | 0.50           | 70.0        | 11.142             | 208-230/460 | 9     |
|      |         | 1800               | 56C     | .2518ES3H56C-S     | \$270      | F1           | 23                            | 1.15           | 0.40           | 70.0        | 11.142             | 575         | 9     |
| 0.33 | 0.25    | 3600               | 56C     | .3336ES3E56C-S     | \$270      | F1           | 22                            | 1.15           | 0.60           | 62.0        | 11.142             | 208-230/460 | 9     |
|      |         | 3600               | 56C     | .3336ES3H56C-S     | \$270      | F1           | 22                            | 1.15           | 0.50           | 62.0        | 11.142             | 575         | 9     |
|      |         | 1800               | 56C     | .3318ES3E56C-S     | \$274      | F1           | 24                            | 1.15           | 0.60           | 74.0        | 11.535             | 208-230/460 | 9     |
| 0.5  | 0.37    | 3600               | 56C     | .5036ES3E56C-S     | \$282      | F1           | 24                            | 1.15           | 0.80           | 68.0        | 11.535             | 208-230/460 | 9     |
|      |         | 3600               | 56C     | .5036ES3H56C-S     | \$281      | F1           | 24                            | 1.15           | 0.70           | 68.0        | 11.535             | 575         | 9     |
|      |         | 1800               | 56C     | .5018ES3E56C-S     | \$311      | F1           | 26                            | 1.15           | 0.90           | 77.0        | 11.535             | 208-230/460 | 9     |
|      |         | 1800               | 56C     | .5018ES3H56C-S     | \$263      | F1           | 26                            | 1.15           | 0.70           | 77.0        | 11.535             | 575         | 9     |
|      |         | 1200               | 56C     | .5012ES3E56C-S     | \$440      | F1           | 31                            | 1.15           | 1.00           | 72.0        | 12.323             | 208-230/460 | 9     |
| 0.75 | 0.55    | 3600               | 56C     | .7536ES3E56C-S     | \$311      | F1           | 25                            | 1.15           | 1.10           | 72.0        | 11.535             | 208-230/460 | 9     |
|      |         | 3600               | 56C     | .7536ES3H56C-S     | \$310      | F1           | 25                            | 1.15           | 0.90           | 72.0        | 11.535             | 575         | 9     |
|      |         | 1800               | 56C     | .7518ES3E56C-S     | \$332      | F1           | 28                            | 1.15           | 1.20           | 78.5        | 11.929             | 208-230/460 | 9     |
|      |         | 1800               | 56C     | .7518ES3H56C-S     | \$333      | F1           | 28                            | 1.15           | 1.00           | 78.5        | 11.929             | 575         | 9     |
|      |         | 1200               | 56HC    | .7512ES3E56C-S     | \$449      | F1           | 34                            | 1.15           | 1.30           | 75.5        | 12.716             | 208-230/460 | 9     |
| 1    | 0.75    | 3600               | W56C    | 00136ET3EW56C-S    | \$420      | F1           | 25                            | 1.15           | 1.50           | 78.5        | 11.106             | 230/460     | 9     |
|      |         | 3600               | W56C    | 00136ET3HW56C-S    | \$420      | F1           | 25                            | 1.15           | 1.20           | 78.5        | 11.106             | 575         | 9     |
|      |         | 3600               | 143/5TC | 00136ET3E143TC-W22 | \$566      | N1           | 47                            | 1.25           | 1.44           | 81.5        | 13.358             | 230/460     |       |
|      |         | 1800               | 56C     | 00118ET3E56C-S     | \$407      | F1           | 41                            | 1.15           | 1.50           | 85.5        | 13.504             | 230/460     | 9     |
|      |         | 1800               | 56C     | 00118ET3H56C-S     | \$407      | F1           | 41                            | 1.15           | 1.20           | 85.5        | 13.504             | 575         | 9     |
|      |         | 1800               | 143/5TC | 00118ET3E143TC-S   | \$484      | RSP          | 42                            | 1.15           | 1.50           | 85.5        | 13.583             | 230/460     | 9     |
|      |         | 1800               | 143/5TC | 00118ET3H143TC-S   | \$484      | RSP          | 42                            | 1.15           | 1.20           | 85.5        | 13.583             | 575         | 9     |
|      |         | 1800               | 143/5TC | 00118ET3E143TC-W22 | \$555      | N1           | 50                            | 1.25           | 1.47           | 85.5        | 13.358             | 230/460     |       |
|      |         | 1800               | 143/5TC | 00118ET3H143TC-W22 | \$555      | N1           | 50                            | 1.25           | 1.18           | 85.5        | 13.358             | 575         |       |
|      |         | 1200               | 56HC    | 00112ET3E56C-S     | \$525      | F1           | 42                            | 1.15           | 1.60           | 82.5        | 13.504             | 230/460     | 9     |
|      |         | 1200               | 143/5TC | 00112ET3E145TC-S   | \$554      | RSP          | 43                            | 1.15           | 1.60           | 82.5        | 13.583             | 230/460     | 9     |
|      |         | 1200               | 143/5TC | 00112ET3E145TC-W22 | \$636      | N1           | 57                            | 1.25           | 1.73           | 82.5        | 13.358             | 230/460     |       |
| 1.5  | 1.1     | 3600               | 56C     | 00156ET3E56C-S     | \$461      | F1           | 37                            | 1.15           | 1.90           | 84.0        | 13.109             | 230/460     | 9     |
|      |         | 3600               | 56C     | 00156ET3H56C-S     | \$461      | F1           | 37                            | 1.15           | 1.50           | 84.0        | 13.109             | 575         | 9     |
|      |         | 3600               | 143/5TC | 00156ET3E143TC-S   | \$497      | RSP          | 39                            | 1.15           | 1.90           | 84.0        | 13.189             | 230/460     | 9     |
|      |         | 3600               | 143/5TC | 00156ET3E143TC-W22 | \$571      | N1           | 52                            | 1.25           | 1.96           | 84.0        | 13.358             | 230/460     |       |
|      |         | 3600               | 143/5TC | 00156ET3H143TC-W22 | \$571      | N1           | 51                            | 1.25           | 1.57           | 84.0        | 13.358             | 575         |       |
|      |         | 1800               | 56HC    | 00158ET3E56C-S     | \$463      | F1           | 44                            | 1.15           | 2.00           | 86.5        | 13.504             | 230/460     | 9     |
|      |         | 1800               | 56HC    | 00158ET3H56C-S     | \$463      | F1           | 44                            | 1.15           | 1.60           | 86.5        | 13.504             | 575         | 9     |
|      |         | 1800               | 143/5TC | 00158ET3E145TC-S   | \$504      | RSP          | 43                            | 1.15           | 2.00           | 86.5        | 13.583             | 230/460     | 9     |
|      |         | 1800               | 143/5TC | 00158ET3H145TC-S   | \$504      | RSP          | 43                            | 1.15           | 1.60           | 86.5        | 13.583             | 575         | 9     |
|      |         | 1800               | 143/5TC | 00158ET3E145TC-W22 | \$579      | N1           | 56                            | 1.25           | 2.02           | 86.5        | 13.358             | 230/460     |       |
|      |         | 1800               | 143/5TC | 00158ET3H145TC-W22 | \$579      | N1           | 56                            | 1.25           | 1.62           | 86.5        | 13.358             | 575         |       |
|      |         | 1200               | 182/4TC | 00152ET3E182TC-S   | \$690      | RSP          | 85                            | 1.15           | 2.20           | 87.5        | 16.339             | 230/460     | 9     |
| 1200 | 182/4TC | 00152ET3E182TC-W22 | \$792   | N1                 | 101        | 1.25         | 2.54                          | 87.5           | 15.860         | 230/460     |                    |             |       |

continued on next page

Please refer to back cover for description of "NOTES"

For detailed specifications, data sheets, drawings and performance curves visit <http://www.weg.net>



## TEFC - C-Face - Foot Mount - *continued*

| HP  | kW      | RPM                                | Frame   | Catalog Number                     | List Price | Mult. Symbol | Approx. Shipping Weight (lbs) | Service Factor | FL Amps @ High | FL. Eff (%) | "C" Dimension (in) | Voltage (V) | Notes |
|-----|---------|------------------------------------|---------|------------------------------------|------------|--------------|-------------------------------|----------------|----------------|-------------|--------------------|-------------|-------|
| 2   | 1.5     | 3600                               | 56HC    | <a href="#">00236ET3E56C-S</a>     | \$517      | F1           | 44                            | 1.15           | 2.50           | 85.5        | 13.898             | 230/460     | 9     |
|     |         | 3600                               | 56HC    | <a href="#">00236ET3H56C-S</a>     | \$517      | F1           | 44                            | 1.15           | 2.00           | 85.5        | 13.898             | 575         | 9     |
|     |         | 3600                               | 143/5TC | <a href="#">00236ET3H145TC-S</a>   | \$539      | RSP          | 45                            | 1.15           | 2.00           | 85.5        | 13.976             | 575         | 9     |
|     |         | 3600                               | 143/5TC | <a href="#">00236ET3E145TC-W22</a> | \$619      | N1           | 56                            | 1.25           | 2.56           | 85.5        | 13.358             | 230/460     |       |
|     |         | 3600                               | 143/5TC | <a href="#">00236ET3H145TC-W22</a> | \$619      | N1           | 56                            | 1.25           | 2.05           | 85.5        | 13.358             | 575         |       |
|     |         | 1800                               | 56HC    | <a href="#">00218ET3E56C-S</a>     | \$506      | F1           | 46                            | 1.15           | 2.70           | 86.5        | 13.898             | 230/460     | 9     |
|     |         | 1800                               | 143/5TC | <a href="#">00218ET3E145TC-S</a>   | \$558      | RSP          | 47                            | 1.15           | 2.70           | 86.5        | 13.976             | 230/460     | 9     |
|     |         | 1800                               | 143/5TC | <a href="#">00218ET3H145TC-S</a>   | \$558      | RSP          | 47                            | 1.15           | 2.20           | 86.5        | 13.976             | 575         | 9     |
|     |         | 1800                               | 143/5TC | <a href="#">00218ET3E145TC-W22</a> | \$640      | N1           | 53                            | 1.25           | 2.76           | 86.5        | 13.358             | 230/460     |       |
|     |         | 1800                               | 143/5TC | <a href="#">00218ET3H145TC-W22</a> | \$640      | N1           | 57                            | 1.25           | 2.21           | 86.5        | 13.358             | 575         |       |
|     |         | 1200                               | 182/4TC | <a href="#">00212ET3E184TC-S</a>   | \$747      | RSP          | 96                            | 1.15           | 3.00           | 88.5        | 17.126             | 230/460     | 9     |
|     |         | 1200                               | 182/4TC | <a href="#">00212ET3E184TC-W22</a> | \$857      | N1           | 112                           | 1.25           | 3.22           | 88.5        | 15.860             | 230/460     | 39    |
| 3   | 2.2     | 3600                               | 56HC    | <a href="#">00336ET3E56C-S</a>     | \$606      | F1           | 54                            | 1.15           | 3.50           | 86.5        | 15.079             | 230/460     | 9     |
|     |         | 3600                               | 56HC    | <a href="#">00336ET3H56C-S</a>     | \$606      | F1           | 54                            | 1.15           | 2.80           | 86.5        | 15.079             | 575         | 9     |
|     |         | 3600                               | 143/5TC | <a href="#">00336ET3E145TC-S</a>   | \$674      | RSP          | 54                            | 1.15           | 3.50           | 86.5        | 15.157             | 230/460     | 9     |
|     |         | 3600                               | 182/4TC | <a href="#">00336ET3E182TC-S</a>   | \$698      | RSP          | 73                            | 1.15           | 3.70           | 86.5        | 16.339             | 230/460     | 9     |
|     |         | 3600                               | 182/4TC | <a href="#">00336ET3H182TC-S</a>   | \$698      | RSP          | 73                            | 1.15           | 3.00           | 86.5        | 16.339             | 575         | 9     |
|     |         | 3600                               | 182/4TC | <a href="#">00336ET3E182TC-W22</a> | \$802      | N1           | 103                           | 1.25           | 3.63           | 86.5        | 15.860             | 230/460     |       |
|     |         | 3600                               | 182/4TC | <a href="#">00336ET3H182TC-W22</a> | \$802      | N1           | 103                           | 1.25           | 2.90           | 86.5        | 15.860             | 575         |       |
|     |         | 1800                               | 182/4TC | <a href="#">00318ET3E182TC-S</a>   | \$610      | RSP          | 100                           | 1.15           | 3.80           | 89.5        | 17.913             | 230/460     | 9     |
|     |         | 1800                               | 182/4TC | <a href="#">00318ET3H182TC-S</a>   | \$610      | RSP          | 100                           | 1.15           | 3.00           | 89.5        | 17.913             | 575         | 9     |
|     |         | 1800                               | 182/4TC | <a href="#">00318ET3E182TC-W22</a> | \$700      | N1           | 96                            | 1.25           | 3.91           | 89.5        | 15.860             | 230/460     |       |
|     |         | 1800                               | 182/4TC | <a href="#">00318ET3H182TC-W22</a> | \$700      | N1           | 98                            | 1.25           | 3.13           | 89.5        | 15.860             | 575         |       |
|     |         | 1200                               | 213/5TC | <a href="#">00312ET3E213TC-W22</a> | \$1,180    | N1           | 166                           | 1.25           | 4.41           | 89.5        | 19.517             | 230/460     |       |
| 900 | 213/5TC | <a href="#">00309ET3E215TC-W22</a> | \$2,166 | N1                                 | 192        | 1.25         | 4.55                          | 85.5           | 19.517         | 230/460     |                    |             |       |
| 5   | 3.7     | 3600                               | 182/4TC | <a href="#">00536ET3E184TC-S</a>   | \$793      | RSP          | 98                            | 1.15           | 4.70           | 88.5        | 17.913             | 230/460     | 9     |
|     |         | 3600                               | 182/4TC | <a href="#">00536ET3H184TC-S</a>   | \$793      | RSP          | 98                            | 1.15           | 4.70           | 88.5        | 17.913             | 575         | 9     |
|     |         | 3600                               | 182/4TC | <a href="#">00536ET3E184TC-W22</a> | \$911      | N1           | 110                           | 1.25           | 5.90           | 88.5        | 15.860             | 230/460     |       |
|     |         | 3600                               | 182/4TC | <a href="#">00536ET3H184TC-W22</a> | \$911      | N1           | 109                           | 1.25           | 4.72           | 88.5        | 15.860             | 575         |       |
|     |         | 1800                               | 182/4TC | <a href="#">00518ET3E184TC-S</a>   | \$706      | RSP          | 81                            | 1.15           | 6.50           | 89.5        | 17.913             | 230/460     | 9     |
|     |         | 1800                               | 182/4TC | <a href="#">00518ET3H184TC-S</a>   | \$706      | RSP          | 93                            | 1.15           | 5.20           | 89.5        | 17.913             | 575         | 9     |
|     |         | 1800                               | 182/4TC | <a href="#">00518ET3E184TC-W22</a> | \$810      | N1           | 107                           | 1.25           | 6.45           | 89.5        | 15.860             | 230/460     |       |
|     |         | 1800                               | 182/4TC | <a href="#">00518ET3H184TC-W22</a> | \$810      | N1           | 108                           | 1.25           | 5.16           | 89.5        | 15.860             | 575         |       |
|     |         | 1200                               | 213/5TC | <a href="#">00512ET3E215TC-S</a>   | \$1,206    | RSP          | 155                           | 1.15           | 6.74           | 89.5        | 20.079             | 230/460     | 9     |
|     |         | 1200                               | 213/5TC | <a href="#">00512ET3E215TC-W22</a> | \$1,384    | N1           | 183                           | 1.25           | 6.83           | 89.5        | 19.517             | 230/460     |       |
| 7.5 | 5.5     | 3600                               | 182/4TC | <a href="#">00736ET3E184TC-S</a>   | \$985      | RSP          | 101                           | 1.15           | 8.60           | 89.5        | 17.126             | 230/460     | 9     |
|     |         | 3600                               | 213/5TC | <a href="#">00736ET3H213TC-S</a>   | \$1,025    | RSP          | 153                           | 1.15           | 7.00           | 89.5        | 20.079             | 575         | 9     |
|     |         | 3600                               | 182/4TC | <a href="#">00736ET3E184TC-W22</a> | \$1,112    | N1           | 110                           | 1.25           | 8.76           | 89.5        | 15.860             | 230/460     | 12    |
|     |         | 3600                               | 182/4TC | <a href="#">00736ET3H184TC-W22</a> | \$1,112    | N1           | 109                           | 1.25           | 7.01           | 89.5        | 15.860             | 575         |       |
|     |         | 3600                               | 213/5TC | <a href="#">00736ET3E213TC-W22</a> | \$1,177    | N1           | 166                           | 1.25           | 8.76           | 89.5        | 19.517             | 230/460     |       |
|     |         | 3600                               | 213/5TC | <a href="#">00736ET3H213TC-W22</a> | \$1,177    | N1           | 166                           | 1.25           | 7.01           | 89.5        | 19.517             | 575         |       |
|     |         | 1800                               | 213/5TC | <a href="#">00718ET3E213TC-W22</a> | \$1,141    | N1           | 174                           | 1.25           | 9.18           | 91.7        | 19.517             | 230/460     |       |
|     |         | 1800                               | 213/5TC | <a href="#">00718ET3E213TC-S</a>   | \$994      | RSP          | 140                           | 1.15           | 9.10           | 91.7        | 18.898             | 230/460     | 9     |
|     |         | 1800                               | 213/5TC | <a href="#">00718ET3H213TC-W22</a> | \$1,141    | N1           | 178                           | 1.25           | 7.34           | 91.7        | 19.517             | 575         |       |
|     |         | 1200                               | 254/6TC | <a href="#">00712ET3E254TC-W22</a> | \$2,134    | N1           | 321                           | 1.25           | 9.48           | 91.0        | 24.945             | 230/460     |       |
| 900 | 254/6TC | <a href="#">00709ET3E256TC-W22</a> | \$3,726 | N1                                 | 341        | 1.25         | 11.1                          | 87.5           | 24.945         | 230/460     |                    |             |       |

*continued on next page*

Please refer to back cover for description of "NOTES"

For detailed specifications, data sheets, drawings and performance curves visit <http://www.weg.net>

Data subject to change without notice.

Can't find what you are looking for? Call 1-800-ASK-4WEG (275-4934)

# Three-Phase General Purpose Motors



## TEFC - C-Face - Foot Mount - *continued*

| HP   | kW      | RPM                                | Frame    | Catalog Number                      | List Price | Mult. Symbol | Approx. Shipping Weight (lbs) | Service Factor | FL Amps @ High | FL Eff (%) | "C" Dimension (in) | Voltage (V) | Notes |
|------|---------|------------------------------------|----------|-------------------------------------|------------|--------------|-------------------------------|----------------|----------------|------------|--------------------|-------------|-------|
| 10   | 7.5     | 3600                               | 213/5TC  | <a href="#">01036ET3H215TC-S</a>    | \$1,205    | RSP          | 178                           | 1.15           | 9.20           | 90.2       | 21.654             | 575         | 9     |
|      |         | 3600                               | 213/5TC  | <a href="#">01036ET3E215TC-S</a>    | \$1,205    | RSP          | 178                           | 1.15           | 11.5           | 90.2       | 21.654             | 230/460     | 9     |
|      |         | 3600                               | 213/5TC  | <a href="#">01036ET3E215TC-W22</a>  | \$1,383    | N1           | 178                           | 1.25           | 11.6           | 90.2       | 19.517             | 230/460     |       |
|      |         | 3600                               | 213/5TC  | <a href="#">01036ET3H215TC-W22</a>  | \$1,383    | N1           | 183                           | 1.25           | 9.28           | 90.2       | 19.517             | 575         |       |
|      |         | 1800                               | 213/5TC  | <a href="#">01018ET3E215TC-S</a>    | \$1,154    | RSP          | 151                           | 1.15           | 12.2           | 91.7       | 19.291             | 230/460     | 9     |
|      |         | 1800                               | 213/5TC  | <a href="#">01018ET3H215TC-S</a>    | \$1,154    | RSP          | 151                           | 1.15           | 9.80           | 91.7       | 19.291             | 575         | 9     |
|      |         | 1800                               | 213/5TC  | <a href="#">01018ET3E215TC-W22</a>  | \$1,325    | N1           | 183                           | 1.25           | 12.4           | 91.7       | 19.517             | 230/460     |       |
|      |         | 1800                               | 213/5TC  | <a href="#">01018ET3H215TC-W22</a>  | \$1,325    | N1           | 191                           | 1.25           | 9.92           | 91.7       | 19.517             | 575         |       |
| 15   | 11      | 1200                               | 254/6TC  | <a href="#">01012ET3E256TC-W22</a>  | \$2,465    | N1           | 329                           | 1.25           | 12.9           | 91.0       | 24.945             | 230/460     |       |
|      |         | 3600                               | 213/5TC  | <a href="#">01536ET3E215TC-W22</a>  | \$1,748    | N1           | 187                           | 1.25           | 17.0           | 91.0       | 19.517             | 230/460     | 12    |
|      |         | 3600                               | 254/6TC  | <a href="#">01536ET3H254TC-S</a>    | \$1,649    | RSP          | 216                           | 1.15           | 13.9           | 91.0       | 22.559             | 575         | 9     |
|      |         | 3600                               | 254/6TC  | <a href="#">01536ET3E254TC-W22</a>  | \$1,893    | N1           | 295                           | 1.25           | 17.2           | 91.0       | 24.945             | 230/460     |       |
|      |         | 3600                               | 254/6TC  | <a href="#">01536ET3H254TC-W22</a>  | \$1,893    | N1           | 302                           | 1.25           | 13.8           | 91.0       | 24.945             | 575         |       |
|      |         | 1800                               | 254/6TC  | <a href="#">01518ET3E254TC-S</a>    | \$1,670    | RSP          | 248                           | 1.15           | 18.2           | 92.4       | 22.559             | 230/460     | 9     |
|      |         | 1800                               | 254/6TC  | <a href="#">01518ET3H254TC-S</a>    | \$1,670    | RSP          | 248                           | 1.15           | 14.6           | 92.4       | 22.559             | 575         | 9     |
|      |         | 1800                               | 254/6TC  | <a href="#">01518ET3E254TC-W22</a>  | \$1,917    | N1           | 340                           | 1.25           | 18.0           | 92.4       | 24.945             | 230/460     |       |
| 20   | 15      | 1800                               | 254/6TC  | <a href="#">01518ET3H254TC-W22</a>  | \$1,917    | N1           | 351                           | 1.25           | 14.4           | 92.4       | 24.945             | 575         |       |
|      |         | 1200                               | 284/6TC  | <a href="#">01512ET3E284TC-W22</a>  | \$3,388    | N1           | 430                           | 1.25           | 17.9           | 91.7       | 27.929             | 230/460     |       |
|      |         | 1200                               | 284/6TC  | <a href="#">01512ET3H284TC-W22</a>  | \$3,388    | N1           | 428                           | 1.25           | 14.3           | 91.7       | 27.929             | 575         |       |
|      |         | 3600                               | 254/6TC  | <a href="#">02036ET3E256TC-S</a>    | \$2,136    | RSP          | 256                           | 1.15           | 22.7           | 91.0       | 23.346             | 230/460     | 9     |
|      |         | 3600                               | 254/6TC  | <a href="#">02036ET3H256TC-S</a>    | \$2,136    | RSP          | 256                           | 1.15           | 18.2           | 91.0       | 23.346             | 575         | 9     |
|      |         | 3600                               | 254/6TC  | <a href="#">02036ET3E256TC-W22</a>  | \$2,451    | N1           | 318                           | 1.25           | 23.2           | 91.0       | 24.945             | 230/460     |       |
|      |         | 3600                               | 254/6TC  | <a href="#">02036ET3H256TC-W22</a>  | \$2,451    | N1           | 327                           | 1.25           | 18.6           | 91.0       | 24.945             | 575         |       |
|      |         | 1800                               | 254/6TC  | <a href="#">02018ET3E256TC-S</a>    | \$1,978    | RSP          | 279                           | 1.15           | 24.7           | 93.0       | 23.346             | 230/460     | 9     |
| 25   | 18.5    | 1800                               | 254/6TC  | <a href="#">02018ET3H256TC-S</a>    | \$1,978    | RSP          | 279                           | 1.15           | 19.8           | 93.0       | 23.346             | 575         | 9     |
|      |         | 1800                               | 254/6TC  | <a href="#">02018ET3E256TC-W22</a>  | \$2,270    | N1           | 389                           | 1.25           | 24.1           | 93.0       | 24.945             | 230/460     |       |
|      |         | 1800                               | 254/6TC  | <a href="#">02018ET3H256TC-W22</a>  | \$2,270    | N1           | 401                           | 1.25           | 19.3           | 93.0       | 24.945             | 575         |       |
|      |         | 1200                               | 284/6TC  | <a href="#">02012ET3E286TC-W22</a>  | \$4,060    | N1           | 457                           | 1.25           | 24.2           | 91.7       | 27.929             | 230/460     |       |
|      |         | 3600                               | 284/6TSC | <a href="#">02536ET3E284TSC-W22</a> | \$3,096    | N1           | 416                           | 1.25           | 28.5           | 91.7       | 26.557             | 230/460     |       |
|      |         | 3600                               | 284/6TSC | <a href="#">02536ET3H284TSC-W22</a> | \$3,096    | N1           | 413                           | 1.25           | 22.8           | 91.7       | 26.557             | 575         |       |
|      |         | 1800                               | 284/6TC  | <a href="#">02518ET3E284TC-W22</a>  | \$2,840    | N1           | 418                           | 1.25           | 29.5           | 93.6       | 27.929             | 230/460     |       |
|      |         | 1800                               | 284/6TC  | <a href="#">02518ET3H284TC-W22</a>  | \$2,840    | N1           | 447                           | 1.25           | 23.6           | 93.6       | 27.929             | 575         |       |
| 30   | 22      | 1200                               | 324/6TC  | <a href="#">02512ET3E324TC-W22</a>  | \$4,858    | N1           | 601                           | 1.25           | 30.4           | 93.0       | 31.116             | 230/460     |       |
|      |         | 3600                               | 284/6TSC | <a href="#">03036ET3E286TSC-W22</a> | \$3,659    | N1           | 433                           | 1.25           | 33.8           | 91.7       | 26.557             | 230/460     |       |
|      |         | 3600                               | 284/6TSC | <a href="#">03036ET3H286TSC-W22</a> | \$3,659    | N1           | 433                           | 1.25           | 27.0           | 91.7       | 26.557             | 575         |       |
|      |         | 1800                               | 284/6TC  | <a href="#">03018ET3E286TC-W22</a>  | \$3,321    | N1           | 466                           | 1.25           | 35.1           | 93.6       | 27.929             | 230/460     |       |
|      |         | 1800                               | 284/6TC  | <a href="#">03018ET3H286TC-W22</a>  | \$3,321    | N1           | 484                           | 1.25           | 28.1           | 93.6       | 27.929             | 575         |       |
| 40   | 30      | 1200                               | 324/6TC  | <a href="#">03012ET3E326TC-W22</a>  | \$5,394    | N1           | 645                           | 1.25           | 36.2           | 93.0       | 31.116             | 230/460     |       |
|      |         | 3600                               | 324/6TSC | <a href="#">04036ET3E324TSC-W22</a> | \$4,845    | N1           | 606                           | 1.25           | 45.8           | 92.4       | 29.616             | 230/460     |       |
|      |         | 3600                               | 324/6TSC | <a href="#">04036ET3H324TSC-W22</a> | \$4,845    | N1           | 605                           | 1.25           | 36.6           | 92.4       | 29.616             | 575         |       |
|      |         | 1800                               | 324/6TSC | <a href="#">04018ET3E324TSC-W22</a> | \$4,300    | N1           | 629                           | 1.25           | 47.1           | 94.1       | 29.616             | 230/460     |       |
|      |         | 1800                               | 324/6TC  | <a href="#">04018ET3E324TC-W22</a>  | \$4,300    | N1           | 606                           | 1.25           | 47.1           | 94.1       | 31.116             | 230/460     |       |
|      |         | 1800                               | 324/6TC  | <a href="#">04018ET3H324TC-W22</a>  | \$4,300    | N1           | 630                           | 1.25           | 37.7           | 94.1       | 31.116             | 575         |       |
| 50   | 37      | 1200                               | 364/5TC  | <a href="#">04012ET3E364TC-W22</a>  | \$7,576    | N1           | 1032                          | 1.25           | 46.5           | 94.1       | 34.251             | 230/460     |       |
|      |         | 3600                               | 324/6TSC | <a href="#">05036ET3E326TSC-W22</a> | \$5,437    | N1           | 628                           | 1.25           | 56.1           | 93.0       | 29.616             | 230/460     |       |
|      |         | 3600                               | 324/6TSC | <a href="#">05036ET3H326TSC-W22</a> | \$5,437    | N1           | 628                           | 1.25           | 44.9           | 93.0       | 29.616             | 575         |       |
|      |         | 1800                               | 324/6TSC | <a href="#">05018ET3E326TSC-W22</a> | \$5,221    | N1           | 614                           | 1.25           | 59.2           | 94.5       | 29.616             | 230/460     |       |
|      |         | 1800                               | 324/6TC  | <a href="#">05018ET3E326TC-W22</a>  | \$5,221    | N1           | 625                           | 1.25           | 59.2           | 94.5       | 31.116             | 230/460     |       |
|      |         | 1800                               | 324/6TC  | <a href="#">05018ET3H326TC-W22</a>  | \$5,221    | N1           | 651                           | 1.25           | 47.4           | 94.5       | 31.116             | 575         |       |
| 1200 | 364/5TC | <a href="#">05012ET3E365TC-W22</a> | \$8,960  | N1                                  | 1048       | 1.25         | 57.4                          | 94.1           | 34.251         | 230/460    |                    |             |       |

Three-Phase General Purpose Motors



## TEFC - C-Face - Foot Mount - *continued*

| HP  | kW  | RPM  | Frame    | Catalog Number                      | List Price      | Mult. Symbol | Approx. Shipping Weight (lbs) | Service Factor | FL Amps @ High | FL. Eff (%) | "C" Dimension (in) | Voltage (V) | Notes |
|-----|-----|------|----------|-------------------------------------|-----------------|--------------|-------------------------------|----------------|----------------|-------------|--------------------|-------------|-------|
| 60  | 45  | 3600 | 364/5TSC | <a href="#">06036ET3E364TSC-W22</a> | <b>\$7,994</b>  | N1           | 990                           | 1.25           | 67.0           | 93.6        | 32.338             | 230/460     |       |
|     |     | 3600 | 364/5TSC | <a href="#">06036ET3H364TSC-W22</a> | <b>\$7,994</b>  | N1           | 992                           | 1.25           | 53.6           | 93.6        | 32.338             | 575         |       |
|     |     | 1800 | 364/5TC  | <a href="#">06018ET3E364TC-W22</a>  | <b>\$7,831</b>  | N1           | 961                           | 1.25           | 68.3           | 95.0        | 34.251             | 230/460     |       |
|     |     | 1800 | 364/5TC  | <a href="#">06018ET3H364TC-W22</a>  | <b>\$7,831</b>  | N1           | 1060                          | 1.25           | 54.6           | 95.0        | 34.251             | 575         |       |
| 75  | 55  | 3600 | 364/5TSC | <a href="#">07536ET3E365TSC-W22</a> | <b>\$9,533</b>  | N1           | 993                           | 1.25           | 81.9           | 93.6        | 32.338             | 230/460     |       |
|     |     | 1800 | 364/5TC  | <a href="#">07518ET3E365TC-W22</a>  | <b>\$9,148</b>  | N1           | 1024                          | 1.25           | 84.1           | 95.4        | 34.251             | 230/460     |       |
|     |     | 1800 | 364/5TC  | <a href="#">07518ET3H365TC-W22</a>  | <b>\$9,148</b>  | N1           | 1075                          | 1.25           | 67.3           | 95.4        | 34.251             | 575         |       |
|     |     | 1200 | 404/5TC  | <a href="#">07512ET3H405TC-W22</a>  | <b>\$12,549</b> | N1           | 1337                          | 1.25           | 67.9           | 94.5        | 39.730             | 575         |       |
| 100 | 75  | 1800 | 404/5TSC | <a href="#">10018ET3E405TSC-W22</a> | <b>\$12,179</b> | N1           | 1256                          | 1.25           | 111            | 95.4        | 36.732             | 230/460     |       |
|     |     | 1800 | 404/5TC  | <a href="#">10018ET3E405TC-W22</a>  | <b>\$12,179</b> | N1           | 1256                          | 1.25           | 111            | 95.4        | 39.730             | 230/460     |       |
|     |     | 1800 | 404/5TC  | <a href="#">10018ET3H405TC-W22</a>  | <b>\$12,179</b> | N1           | 1318                          | 1.25           | 88.8           | 95.4        | 39.730             | 575         |       |
| 125 | 90  | 1800 | 444/5TSC | <a href="#">12518ET3G444TSC-W22</a> | <b>\$16,218</b> | N1           | 1759                          | 1.15           | 139            | 95.4        | 41.407             | 460         |       |
|     |     | 1800 | 444/5TC  | <a href="#">12518ET3E444TC-W22</a>  | <b>\$16,218</b> | N1           | 1887                          | 1.15           | 139            | 95.4        | 45.157             | 230/460     |       |
|     |     | 1800 | 444/5TC  | <a href="#">12518ET3G444TC-W22</a>  | <b>\$16,218</b> | N1           | 1851                          | 1.15           | 139            | 95.4        | 45.157             | 460         |       |
|     |     | 1800 | 444/5TC  | <a href="#">12518ET3H444TC-W22</a>  | <b>\$16,218</b> | N1           | 1851                          | 1.15           | 111            | 95.4        | 45.157             | 575         |       |
| 150 | 110 | 1800 | 444/5TC  | <a href="#">15018ET3E445TC-W22</a>  | <b>\$18,025</b> | N1           | 1919                          | 1.15           | 170            | 95.8        | 45.157             | 230/460     |       |
|     |     | 1800 | 444/5TC  | <a href="#">15018ET3G445TC-W22</a>  | <b>\$18,025</b> | N1           | 1997                          | 1.15           | 170            | 95.8        | 45.157             | 460         |       |
| 200 | 150 | 1800 | 445/7TC  | <a href="#">20018ET3G447TC-W22</a>  | <b>\$21,704</b> | N1           | 2523                          | 1.15           | 230            | 96.2        | 48.701             | 460         |       |
| 250 | 185 | 1800 | 445/7TSC | <a href="#">25018ET3G447TSC-W22</a> | <b>\$27,795</b> | N1           | 2361                          | 1.15           | 281            | 96.2        | 44.951             | 460         |       |
| 300 | 220 | 1800 | 447/9TC  | <a href="#">30018ET3G449TC-W22</a>  | <b>\$31,990</b> | N1           | 3069                          | 1.15           | 330            | 96.2        | 56.338             | 460         |       |

Please refer to back cover for description of "NOTES"

For detailed specifications, data sheets, drawings and performance curves visit <http://www.weg.net>

Data subject to change without notice.

Can't find what you are looking for? Call 1-800-ASK-4WEG (275-4934)



## TEFC - C-Face - Footless

Three-Phase  
General Purpose  
Motors

| HP   | kW      | RPM               | Frame   | Catalog Number      | List Price | Mult. Symbol | Approx. Shipping Weight (lbs) | Service Factor | FL Amps @ High | FL Eff (%) | "C" Dimension (in) | Voltage (V) | Notes   |
|------|---------|-------------------|---------|---------------------|------------|--------------|-------------------------------|----------------|----------------|------------|--------------------|-------------|---------|
| 0.33 | 0.25    | 3600              | 56C     | .3336ES3E56CFL-S    | \$270      | F1           | 22                            | 1.15           | 0.60           | 62.0       | 11.142             | 208-230/460 | 9,20    |
|      |         | 3600              | 56C     | .3336ES3H56CFL-S    | \$270      | F1           | 22                            | 1.15           | 0.50           | 62.0       | 11.142             | 575         | 9,20    |
|      |         | 1800              | 56C     | .3318ES3E56CFL-S    | \$274      | F1           | 24                            | 1.15           | 0.60           | 74.0       | 11.535             | 208-230/460 | 9,20    |
| 0.5  | 0.37    | 3600              | 56C     | .5036ES3E56CFL-S    | \$282      | F1           | 24                            | 1.15           | 0.80           | 68.0       | 11.535             | 208-230/460 | 9,20    |
|      |         | 1800              | 56C     | .5018ES3E56CFL-S    | \$311      | F1           | 26                            | 1.15           | 0.90           | 77.0       | 11.535             | 208-230/460 | 9,20    |
|      |         | 1800              | 56C     | .5018ES3H56CFL-S    | \$312      | F1           | 26                            | 1.15           | 0.70           | 77.0       | 11.535             | 575         | 9,20    |
| 0.75 | 0.55    | 3600              | 56C     | .7536ES3E56CFL-S    | \$311      | F1           | 25                            | 1.15           | 1.10           | 72.0       | 11.535             | 208-230/460 | 9,20    |
|      |         | 3600              | 56C     | .7536ES3H56CFL-S    | \$312      | F1           | 25                            | 1.15           | 0.90           | 72.0       | 11.535             | 575         | 9,20    |
|      |         | 1800              | 56C     | .7518ES3E56CFL-S    | \$332      | F1           | 28                            | 1.15           | 1.20           | 78.5       | 11.929             | 208-230/460 | 9,20    |
|      |         | 1800              | 56C     | .7518ES3H56CFL-S    | \$333      | F1           | 28                            | 1.15           | 1.00           | 78.5       | 11.929             | 575         | 9,20    |
|      |         | 1200              | 56C     | .7512ES3E56CFL-S    | \$449      | F1           | 34                            | 1.15           | 1.30           | 75.5       | 12.716             | 208-230/460 | 9,20    |
|      |         | 1200              | 56C     | .7512ES3H56CFL-S    | \$450      | F1           | 34                            | 1.15           | 1.10           | 75.5       | 12.716             | 575         | 9,20    |
| 1    | 0.75    | 3600              | W56C    | 00136ET3EW56CFL-S   | \$420      | F1           | 25                            | 1.15           | 1.50           | 78.5       | 11.106             | 230/460     | 9,20    |
|      |         | 3600              | 143TC   | 00136ET3ER143TC-W22 | \$577      | N1           | 44                            | 1.25           | 1.44           | 81.5       | 13.065             | 230/460     | 15      |
|      |         | 1800              | 56C     | 00118ET3E56CFL-S    | \$407      | F1           | 41                            | 1.15           | 1.50           | 85.5       | 13.504             | 230/460     | 9,20    |
|      |         | 1800              | 56C     | 00118ET3H56CFL-S    | \$407      | F1           | 41                            | 1.15           | 1.20           | 85.5       | 13.504             | 575         | 9,20    |
|      |         | 1800              | 143/5TC | 00118ET3ER143TC-S   | \$484      | RSP          | 42                            | 1.15           | 1.50           | 85.5       | 13.583             | 230/460     | 9,15    |
|      |         | 1800              | 143TC   | 00118ET3ER143TC-W22 | \$572      | N1           | 47                            | 1.25           | 1.47           | 85.5       | 13.065             | 230/460     | 15      |
|      |         | 1200              | 56C     | 00112ET3E56CFL-S    | \$528      | F1           | 42                            | 1.15           | 1.60           | 82.5       | 13.504             | 230/460     | 9,20    |
|      |         | 1200              | 56C     | 00112ET3H56CFL-S    | \$528      | F1           | 42                            | 1.15           | 1.30           | 82.5       | 13.504             | 575         | 9,20    |
|      |         | 1200              | 143/5TC | 00112ET3ER145TC-S   | \$554      | RSP          | 43                            | 1.15           | 1.60           | 82.5       | 13.583             | 230/460     | 9,15,51 |
|      |         | 1200              | 145TC   | 00112ET3ER145TC-W22 | \$655      | N1           | 56                            | 1.25           | 1.73           | 82.5       | 16.197             | 230/460     | 15      |
| 1200 | 143/5TC | 00112ET3VR145TC-S | 554     | N1S                 | 38.6       | 1.15         | 1.82                          | 82.5           | 14.960         | 200/400    | 9,20               |             |         |
| 1.5  | 1.1     | 3600              | 56C     | 00156ET3E56CFL-S    | \$461      | F1           | 37                            | 1.15           | 1.90           | 84.0       | 13.109             | 230/460     | 9,20    |
|      |         | 3600              | 143/5TC | 00156ET3ER143TC-S   | \$497      | RSP          | 39                            | 1.15           | 1.90           | 84.0       | 13.189             | 230/460     | 9,15    |
|      |         | 3600              | 143TC   | 00156ET3ER143TC-W22 | \$588      | N1           | 48                            | 1.25           | 1.96           | 84.0       | 13.065             | 230/460     | 15      |
|      |         | 1800              | 56C     | 00158ET3E56CFL-S    | \$463      | F1           | 44                            | 1.15           | 2.00           | 86.5       | 13.504             | 230/460     | 9,20    |
|      |         | 1800              | 143/5TC | 00158ET3ER145TC-S   | \$504      | RSP          | 43                            | 1.15           | 2.00           | 86.5       | 13.583             | 230/460     | 9,15    |
|      |         | 1800              | 145TC   | 00158ET3ER145TC-W22 | \$596      | N1           | 55                            | 1.25           | 2.02           | 86.5       | 14.077             | 230/460     | 15      |
|      |         | 1200              | 182/4TC | 00152ET3ER182TC-S   | \$690      | RSP          | 90                            | 1.15           | 2.20           | 87.5       | 16.339             | 230/460     | 9,15    |
|      |         | 1200              | 182TC   | 00152ET3ER182TC-W22 | \$816      | N1           | 100                           | 1.25           | 2.54           | 87.5       | 16.197             | 230/460     | 15,39   |
| 2    | 1.5     | 3600              | 56C     | 00236ET3E56CFL-S    | \$517      | F1           | 44                            | 1.15           | 2.50           | 85.5       | 13.898             | 230/460     | 9,20    |
|      |         | 3600              | 143/5TC | 00236ET3ER145TC-S   | \$539      | RSP          | 45                            | 1.15           | 2.50           | 85.5       | 13.976             | 230/460     | 9,15    |
|      |         | 3600              | 145TC   | 00236ET3ER145TC-W22 | \$638      | N1           | 55                            | 1.25           | 2.56           | 85.5       | 14.077             | 230/460     | 15      |
|      |         | 1800              | 56C     | 00218ET3E56CFL-S    | \$506      | F1           | 46                            | 1.15           | 2.70           | 86.5       | 13.898             | 230/460     | 9,20    |
|      |         | 1800              | 143/5TC | 00218ET3ER145TC-S   | \$558      | RSP          | 47                            | 1.15           | 2.70           | 86.5       | 13.976             | 230/460     | 9,15    |
|      |         | 1800              | 145TC   | 00218ET3ER145TC-W22 | \$659      | N1           | 56                            | 1.25           | 2.76           | 86.5       | 14.077             | 230/460     | 15      |
|      |         | 1200              | 182/4TC | 00212ET3ER184TC-S   | \$747      | RSP          | 98                            | 1.15           | 3.00           | 88.5       | 17.126             | 230/460     | 9,15    |
|      |         | 1200              | 184TC   | 00212ET3ER184TC-W22 | \$883      | N1           | 110                           | 1.25           | 3.22           | 88.5       | 17.197             | 230/460     | 15      |

continued on next page

Please refer to back cover for description of "NOTES"

For detailed specifications, data sheets, drawings and performance curves visit <http://www.weg.net>



## TEFC - C-Face - Footless - continued

| HP  | kW   | RPM  | Frame   | Catalog Number                       | List Price | Mult. Symbol | Approx. Shipping Weight (lbs) | Service Factor | FL Amps @ High | FL Eff (%) | "C" Dimension (in) | Voltage (V) | Notes   |
|-----|------|------|---------|--------------------------------------|------------|--------------|-------------------------------|----------------|----------------|------------|--------------------|-------------|---------|
| 3   | 2.2  | 3600 | 56C     | <a href="#">00336ET3E56CFL-S</a>     | \$606      | F1           | 54                            | 1.15           | 3.50           | 86.5       | 15.079             | 230/460     | 9,20    |
|     |      | 3600 | 56C     | <a href="#">00336ET3H56CFL-S</a>     | \$606      | F1           | 54                            | 1.15           | 2.80           | 86.5       | 15.079             | 575         | 9,20    |
|     |      | 3600 | 145TC   | <a href="#">00336ET3ER145TC-W22</a>  | \$677      | N1           | 58                            | 1.25           | 3.71           | 86.5       | 14.077             | 230/460     | 15      |
|     |      | 3600 | 182/4TC | <a href="#">00336ET3ER182TC-S</a>    | \$698      | RSP          | 73                            | 1.15           | 3.70           | 86.5       | 16.339             | 230/460     | 9,15    |
|     |      | 3600 | 182TC   | <a href="#">00336ET3ER182TC-W22</a>  | \$826      | N1           | 108                           | 1.25           | 3.63           | 86.5       | 16.197             | 230/460     | 15      |
|     |      | 1800 | 182/4TC | <a href="#">00318ET3ER182TC-S</a>    | \$610      | RSP          | 100                           | 1.15           | 3.80           | 89.5       | 17.913             | 230/460     | 9,15    |
|     |      | 1800 | 182TC   | <a href="#">00318ET3ER182TC-W22</a>  | \$721      | N1           | 104                           | 1.25           | 3.91           | 89.5       | 16.197             | 230/460     | 15,39   |
|     |      | 1200 | 213/5TC | <a href="#">00312ET3ER213TC-S</a>    | \$1,028    | RSP          | 148                           | 1.15           | 4.20           | 89.5       | 19.291             | 230/460     | 9,15    |
|     |      | 1200 | 213TC   | <a href="#">00312ET3ER213TC-W22</a>  | \$1,203    | N1           | 154                           | 1.25           | 4.41           | 89.5       | 19.399             | 230/460     | 15      |
| 5   | 3.7  | 3600 | 182/4TC | <a href="#">00536ET3ER184TC-S</a>    | \$793      | RSP          | 98                            | 1.15           | 5.90           | 88.5       | 17.913             | 230/460     | 9,15    |
|     |      | 3600 | 184TC   | <a href="#">00536ET3ER184TC-W22</a>  | \$938      | N1           | 115                           | 1.25           | 5.90           | 88.5       | 17.197             | 230/460     | 15      |
|     |      | 1800 | 182/4TC | <a href="#">00518ET3ER184TC-S</a>    | \$706      | RSP          | 93                            | 1.15           | 6.50           | 89.5       | 17.913             | 230/460     | 9,15    |
|     |      | 1800 | 184TC   | <a href="#">00518ET3ER184TC-W22</a>  | \$834      | N1           | 113                           | 1.25           | 6.45           | 89.5       | 17.197             | 230/460     | 15      |
|     |      | 1200 | 213/5TC | <a href="#">00512ET3ER215TC-S</a>    | \$1,206    | RSP          | 162                           | 1.15           | 6.70           | 89.5       | 20.079             | 230/460     | 9,15    |
|     |      | 1200 | 215TC   | <a href="#">00512ET3ER215TC-W22</a>  | \$1,426    | N1           | 178                           | 1.25           | 6.83           | 89.5       | 20.895             | 230/460     | 15      |
| 7.5 | 5.5  | 3600 | 213/5TC | <a href="#">00736ET3ER213TC-S</a>    | \$1,025    | RSP          | 153                           | 1.15           | 8.70           | 89.5       | 20.079             | 230/460     | 9,15    |
|     |      | 3600 | 213TC   | <a href="#">00736ET3ER213TC-W22</a>  | \$1,212    | N1           | 155                           | 1.25           | 8.76           | 89.5       | 19.399             | 230/460     | 15      |
|     |      | 1800 | 213/5TC | <a href="#">00718ET3ER213TC-S</a>    | \$994      | RSP          | 140                           | 1.15           | 9.10           | 91.7       | 18.898             | 230/460     | 9,15    |
|     |      | 1800 | 213TC   | <a href="#">00718ET3ER213TC-W22</a>  | \$1,175    | N1           | 167                           | 1.25           | 9.18           | 91.7       | 19.399             | 230/460     | 15      |
|     |      | 1200 | 254/6TC | <a href="#">00712ET3ER254TC-S</a>    | \$1,859    | RSP          | 257                           | 1.15           | 10.0           | 91.0       | 22.559             | 230/460     | 9,15    |
| 10  | 7.5  | 3600 | 213/5TC | <a href="#">01036ET3ER215TC-S</a>    | \$1,205    | RSP          | 178                           | 1.15           | 11.5           | 90.2       | 21.654             | 230/460     | 9,15    |
|     |      | 3600 | 215TC   | <a href="#">01036ET3ER215TC-W22</a>  | \$1,424    | N1           | 179                           | 1.25           | 11.6           | 90.2       | 20.895             | 230/460     | 15      |
|     |      | 1800 | 213/5TC | <a href="#">01018ET3ER215TC-S</a>    | \$1,154    | RSP          | 151                           | 1.15           | 12.2           | 91.7       | 19.291             | 230/460     | 9,15    |
|     |      | 1800 | 215TC   | <a href="#">01018ET3ER215TC-W22</a>  | \$1,366    | N1           | 187                           | 1.25           | 12.4           | 91.7       | 20.895             | 230/460     | 15      |
|     |      | 1800 | 213/5TC | <a href="#">01018ET3HR215TC-S</a>    | \$1,154    | RSP          | 151                           | 1.15           | 9.80           | 91.7       | 19.291             | 575         | 9,15    |
|     |      | 1200 | 254/6TC | <a href="#">01012ET3ER256TC-S</a>    | \$2,148    | RSP          | 286                           | 1.15           | 13.8           | 91.0       | 23.346             | 230/460     | 9,15,51 |
| 15  | 11   | 3600 | 254/6TC | <a href="#">01536ET3ER254TC-S</a>    | \$1,649    | RSP          | 216                           | 1.15           | 17.4           | 91.0       | 22.559             | 230/460     | 9,15    |
|     |      | 3600 | 254TC   | <a href="#">01536ET3ER254TC-W22</a>  | \$1,950    | N1           | 300                           | 1.25           | 17.2           | 91.0       | 25.063             | 230/460     | 15      |
|     |      | 1800 | 254/6TC | <a href="#">01518ET3ER254TC-S</a>    | \$1,670    | RSP          | 248                           | 1.15           | 18.2           | 92.4       | 22.559             | 230/460     | 9,15    |
|     |      | 1800 | 254TC   | <a href="#">01518ET3ER254TC-W22</a>  | \$1,975    | N1           | 348                           | 1.25           | 18.0           | 92.4       | 25.063             | 230/460     | 15      |
|     |      | 1800 | 254/6TC | <a href="#">01518ET3HR254TC-S</a>    | \$1,670    | RSP          | 248                           | 1.15           | 14.6           | 92.4       | 22.559             | 575         | 9,15    |
| 20  | 15   | 3600 | 254/6TC | <a href="#">02036ET3ER256TC-S</a>    | \$2,136    | RSP          | 256                           | 1.15           | 22.7           | 91.0       | 23.346             | 230/460     | 9,15    |
|     |      | 3600 | 256TC   | <a href="#">02036ET3ER256TC-W22</a>  | \$2,525    | N1           | 335                           | 1.25           | 23.2           | 91.0       | 26.795             | 230/460     | 15      |
|     |      | 1800 | 254/6TC | <a href="#">02018ET3ER256TC-S</a>    | \$1,978    | RSP          | 279                           | 1.15           | 24.7           | 93.0       | 23.346             | 230/460     | 9,15    |
|     |      | 1800 | 256TC   | <a href="#">02018ET3ER256TC-W22</a>  | \$2,338    | N1           | 407                           | 1.25           | 24.1           | 93.0       | 26.795             | 230/460     | 15      |
| 25  | 18.5 | 3600 | 284TSC  | <a href="#">02536ET3ER284TSC-W22</a> | \$3,187    | N1           | 406                           | 1.25           | 28.5           | 91.7       | 27.305             | 230/460     | 15      |
|     |      | 1800 | 284TC   | <a href="#">02518ET3ER284TC-W22</a>  | \$2,925    | N1           | 441                           | 1.25           | 29.5           | 93.6       | 28.677             | 230/460     | 15      |
| 30  | 22   | 3600 | 286TSC  | <a href="#">03036ET3ER286TSC-W22</a> | \$3,767    | N1           | 436                           | 1.25           | 33.8           | 91.7       | 28.801             | 230/460     | 15      |
|     |      | 1800 | 286TC   | <a href="#">03018ET3ER286TC-W22</a>  | \$3,421    | N1           | 489                           | 1.25           | 35.1           | 93.6       | 30.173             | 230/460     | 15      |
|     |      | 1200 | 326TSC  | <a href="#">03012ET3ER326TSC-W22</a> | \$5,768    | N1           | 732                           | 1.25           | 36.2           | 93.0       | 32.254             | 230/460     | 15      |
| 40  | 30   | 3600 | 324TSC  | <a href="#">04036ET3ER324TSC-W22</a> | \$4,988    | N1           | 684                           | 1.25           | 45.8           | 92.4       | 30.758             | 230/460     | 15      |
|     |      | 1800 | 324TC   | <a href="#">04018ET3ER324TC-W22</a>  | \$4,429    | N1           | 613                           | 1.25           | 47.1           | 94.1       | 32.258             | 230/460     | 15      |
| 50  | 37   | 1800 | 326TC   | <a href="#">05018ET3ER326TC-W22</a>  | \$5,378    | N1           | 648                           | 1.25           | 59.2           | 94.5       | 33.754             | 230/460     | 15      |
| 60  | 45   | 1800 | 364/5TC | <a href="#">06018ET3ER364TC-W22</a>  | \$8,053    | N1           | 869                           | 1.25           | 68.3           | 95.0       | 37.440             | 230/460     | 15      |
| 75  | 55   | 1800 | 364/5TC | <a href="#">07518ET3ER365TC-W22</a>  | \$9,408    | N1           | 1256                          | 1.25           | 84.1           | 95.4       | 37.440             | 230/460     | 15      |

Three-Phase General Purpose Motors

Please refer to back cover for description of "NOTES"

For detailed specifications, data sheets, drawings and performance curves visit <http://www.weg.net>

Data subject to change without notice.

Can't find what you are looking for? Call 1-800-ASK-4WEG (275-4934)



# Three-Phase General Purpose Motors

## W40 - ODP CAST IRON

WEG Open Drip Proof (ODP) motor is a general purpose line designed for environments where dirt and moisture are minimal. The ODP cast iron frame is designed to provide maximum ventilation and heat dissipation, offering low vibration levels, high mechanical stiffness and durability. Widely used in applications such as compressors, pumps and chillers, the ODP motor line meets or exceeds the efficiency levels determined by International Standards and the minimum efficiency level programs in force worldwide.



### Standard Features

- Rated output: NEMA (60 Hz) - 15 to 2,500 HP
- Number of poles: 2 through 6
- Frame sizes NEMA 254T to L6808/09
- Frequency: 50 or 60 Hz
- Voltage: 208 to 4,160 V
- Degree of protection ODP (IP23) for frames 256T to L5810 WPI (IP24) for frame size L6808/09
- Efficiency levels: NEMA Premium® Efficiency (60Hz)
- Color: RAL 5009
- Solid Mounting Feet
- Cooling method: IC-01 according to DIN EN 60034-6
- Mounting: F-1
- Frame, end-shields and terminal box material: FC 200 cast iron
- Flying leads for motor connection
- PT100 3 wires - one per phase for frame size 5010/11 up to L6808/09 - Voltage 1.2kV and above

### Optional Features

- Voltage: 5,000 to 6,600 V
- Accessories terminal box (standard for medium and high voltage motors)
- Thermal protections: Thermostats or RTD's (Pt-100) on windings or bearings
- Space heaters
- Cable glands
- Roller bearings
- Rodent Screens

### Features that make a difference:

- Nameplated 50 Hz at reduced HP IE3 Efficiency and CE Mark (10-60HP)
- Class F insulation (Impregnation Resin and Magnet wire are class H)
- Class B Rise at 1.15 Service Factor
- F1 Mounted (Cast Iron Frame motors are F2 convertible)
- Stainless Steel Nameplate - Laser etched with high contrast background (Cast Iron Frames only)
- Cast Iron Frames: Regreasable ball bearings (Frames 254T and up)

### Inverter Rated:

**1000:1 for variable torque**

**2:1 for constant torque**



# Three-Phase General Purpose Motors

ODP ROLLED STEEL

## Standard Features:

- Rated Output: 0.25 to 25 HP
- Number of Poles: 2 through 6
- Class F insulation
- Frame Sizes: NEMA 56 to 254/6T
- Efficiency levels: NEMA Premium®
- Frequency: 60 Hz (dual rated 50 Hz 190-220/380-415V)
- IP21 standard
- F1 mount as standard
- Foot mount / C-face / Footless availability
- Enclosure: ODP
- Aluminum endshields
- Cast Iron flanges for improved strength (182/4TC and larger)
- Internal bolts, giving a clean surface to the motor, avoiding trapping materials and allowing easy paint job after assembly to the load if required
- Double shielded ball bearings on frames 56 to 213/5T. Optional double sealed ball bearings and/or bearing cap
- Versions: General Purpose, Jet Pump, Close-coupled Pump type “JM” and “JP” and Compressor Duty

## Optional Features:

- F2 and Build Option F3 mount
- Build Option Enclosure: ODPAO
- Regreasable bearings optional on 182/4T and 213/5T
- Double sealed ball bearings and/or bearing cap
- Drip cover
- Internal AEGIS® SGR
- Space heaters and thermal protection (thermostats or thermistors)
- Refer to the mod section for more options




Three-Phase  
General Purpose  
Motors

## Features that make a difference:

- New ventilation system for improved thermal performance
- Robust feet design suitable for tougher applications
- New and more robust eyebolts design (frames 182/4T and up) plus a second eyebolt on non-drive end allowing vertical lifting capability (frames 213/5T and 254/6T)
- Oversized diagonally split aluminum terminal box that exceeds IP55 requirements
- Terminal box rotatable in 90 degree increments for flexibility during installation
- Option for internal AEGIS® SGR
- Color coded leads as standard for easy wiring
- Regreasable ball bearings on 254/6T frame as standard (optional for 182/4T and 213/5T)
- Bearing cap as standard on flanged motors, optional on non flanged
- Suitable for VFD operation as per NEMA MG1 part 31.4.4.2
- Motor frame painting system 500 hours salt spray resistant



# Three-Phase General Purpose Motors



## ODP Foot Mount

Three-Phase  
General Purpose  
Motors

| HP   | kW   | RPM  | Frame  | Catalog Number                  | List Price | Mult. Symbol | Approx. Shipping Weight (lbs) | Service Factor | FL Amps @ High | FL. Eff (%) | C Dimension (in) | Voltage (V) | Notes |
|------|------|------|--------|---------------------------------|------------|--------------|-------------------------------|----------------|----------------|-------------|------------------|-------------|-------|
| 0.25 | 0.18 | 3600 | 56     | <a href="#">.25360T3E56-S</a>   | \$231      | F2B          | 19                            | 1.35           | 0.46           | 65.6        | 10.315           | 230/460     | 9     |
|      |      | 1800 | 48     | <a href="#">.25180T3E48-S</a>   | \$235      | F2B          | 18                            | 1.35           | 0.48           | 70.0        | 9.492            | 230/460     | 9     |
|      |      | 1800 | 56     | <a href="#">.25180T3E56-S</a>   | \$235      | F2B          | 19                            | 1.35           | 0.53           | 69.5        | 9.921            | 230/460     | 9     |
|      |      | 1200 | 56     | <a href="#">.25120T3E56-S</a>   | \$288      | F2B          | 21                            | 1.35           | 0.55           | 67.5        | 10.315           | 230/460     | 9     |
| 0.33 | 0.25 | 3600 | 56     | <a href="#">.33360T3E56-S</a>   | \$242      | F2B          | 19                            | 1.35           | 0.61           | 69.5        | 10.315           | 230/460     | 9     |
|      |      | 1800 | 56     | <a href="#">.33180T3E56-S</a>   | \$256      | F2B          | 20                            | 1.35           | 0.67           | 73.4        | 10.315           | 230/460     | 9     |
|      |      | 1800 | 56     | <a href="#">.33180T3H56-S</a>   | \$269      | F2B          | 20                            | 1.35           | 0.54           | 73.4        | 10.315           | 575         | 9     |
|      |      | 1200 | 56     | <a href="#">.33120T3E56-S</a>   | \$333      | F2B          | 22                            | 1.35           | 0.70           | 71.4        | 10.315           | 230/460     | 9     |
| 0.5  | 0.37 | 3600 | 56     | <a href="#">.50360T3E56-S</a>   | \$258      | F2B          | 20                            | 1.25           | 0.81           | 73.4        | 10.315           | 230/460     | 9     |
|      |      | 1800 | 56     | <a href="#">.50180T3E56-S</a>   | \$296      | F2B          | 24                            | 1.25           | 0.86           | 78.2        | 10.709           | 230/460     | 9     |
|      |      | 1800 | 56     | <a href="#">.50180T3H56-S</a>   | \$311      | F2B          | 24                            | 1.25           | 0.69           | 78.2        | 10.709           | 575         | 9     |
|      |      | 1200 | 56     | <a href="#">.50120T3E56-S</a>   | \$349      | F2B          | 25                            | 1.25           | 0.93           | 75.3        | 10.709           | 230/460     | 9     |
| 0.75 | 0.55 | 3600 | 56     | <a href="#">.75360T3E56-S</a>   | \$305      | F2B          | 22                            | 1.25           | 1.14           | 76.8        | 10.709           | 230/460     | 9     |
|      |      | 1800 | 56     | <a href="#">.75180T3E56-S</a>   | \$330      | F2B          | 27                            | 1.25           | 1.15           | 81.1        | 11.102           | 230/460     | 9     |
|      |      | 1800 | 56     | <a href="#">.75180T3H56-S</a>   | \$347      | F2B          | 27                            | 1.25           | 0.92           | 81.1        | 11.102           | 575         | 9     |
|      |      | 1200 | 56H    | <a href="#">.75120T3E56-S</a>   | \$384      | F2B          | 38                            | 1.15           | 1.26           | 81.7        | 12.677           | 230/460     | 9     |
| 1    | 0.75 | 3600 | 56     | <a href="#">001360T3E56-S</a>   | \$355      | F2B          | 23                            | 1.25           | 1.51           | 77.0        | 10.709           | 230/460     | 9     |
|      |      | 3600 | 143/5T | <a href="#">001360T3E143T-S</a> | \$385      | N1S          | 29                            | 1.15           | 1.40           | 80.0        | 11.181           | 230/460     | 9     |
|      |      | 1800 | 56     | <a href="#">001180T3E56-S</a>   | \$350      | F2B          | 30                            | 1.15           | 1.57           | 83.5        | 11.495           | 230/460     | 9     |
|      |      | 1800 | 143/5T | <a href="#">001180T3E143T-S</a> | \$390      | N1S          | 38                            | 1.15           | 1.50           | 85.5        | 11.181           | 230/460     | 9     |
|      |      | 1800 | 143/5T | <a href="#">001180T3H143T-S</a> | \$390      | N1S          | 38                            | 1.15           | 1.20           | 85.5        | 11.181           | 575         | 9     |
|      |      | 1800 | 143/5T | <a href="#">001180T3P143T-S</a> | \$390      | N1S          | 38                            | 1.15           | 3.50           | 85.5        | 11.181           | 200         | 9     |
|      |      | 1200 | 56H    | <a href="#">001120T3E56-S</a>   | \$458      | F2B          | 42                            | 1.15           | 1.68           | 82.5        | 13.070           | 230/460     | 9     |
|      |      | 1200 | 143/5T | <a href="#">001120T3E145T-S</a> | \$446      | N1S          | 38                            | 1.15           | 1.70           | 82.5        | 11.181           | 230/460     | 9     |
| 1.5  | 1.1  | 1200 | 143/5T | <a href="#">001120T3H145T-S</a> | \$446      | N1S          | 38                            | 1.15           | 1.30           | 82.5        | 11.181           | 575         | 9     |
|      |      | 3600 | 56     | <a href="#">001560T3E56-S</a>   | \$380      | F2B          | 30                            | 1.15           | 1.85           | 84.0        | 11.889           | 230/460     | 9     |
|      |      | 3600 | 143/5T | <a href="#">001560T3E143T-S</a> | \$442      | N1S          | 33                            | 1.15           | 1.90           | 84.0        | 11.181           | 230/460     | 9     |
|      |      | 3600 | 143/5T | <a href="#">001560T3H143T-S</a> | \$442      | N1S          | 33                            | 1.15           | 1.50           | 84.0        | 11.181           | 575         | 9     |
|      |      | 1800 | 56H    | <a href="#">001580T3E56-S</a>   | \$361      | F2B          | 40                            | 1.15           | 2.10           | 86.5        | 12.677           | 230/460     | 9     |
|      |      | 1800 | 143/5T | <a href="#">001580T3E145T-S</a> | \$449      | N1S          | 45                            | 1.15           | 2.10           | 86.5        | 12.362           | 230/460     | 9     |
|      |      | 1800 | 143/5T | <a href="#">001580T3H145T-S</a> | \$449      | N1S          | 45                            | 1.15           | 1.70           | 86.5        | 12.362           | 575         | 9     |
|      |      | 1800 | 143/5T | <a href="#">001580T3P145T-S</a> | \$449      | N1S          | 45                            | 1.15           | 4.80           | 86.5        | 12.362           | 200         | 9     |
| 2    | 1.5  | 1200 | 182/4T | <a href="#">001520T3E182T-S</a> | \$588      | N1S          | 63                            | 1.15           | 2.30           | 86.5        | 13.976           | 230/460     | 9     |
|      |      | 3600 | 56H    | <a href="#">002360T3E56-S</a>   | \$436      | F2B          | 38                            | 1.15           | 2.42           | 85.5        | 12.677           | 230/460     | 9     |
|      |      | 3600 | 143/5T | <a href="#">002360T3E145T-S</a> | \$487      | N1S          | 40                            | 1.15           | 2.40           | 85.5        | 11.969           | 230/460     | 9     |
|      |      | 3600 | 143/5T | <a href="#">002360T3H145T-S</a> | \$487      | N1S          | 40                            | 1.15           | 1.90           | 85.5        | 11.969           | 575         | 9     |
|      |      | 1800 | 56H    | <a href="#">002180T3E56-S</a>   | \$371      | F2B          | 40                            | 1.15           | 2.69           | 86.5        | 12.677           | 230/460     | 9     |
|      |      | 1800 | 143/5T | <a href="#">002180T3E145T-S</a> | \$492      | N1S          | 43                            | 1.15           | 2.70           | 86.5        | 12.362           | 230/460     | 9     |
|      |      | 1800 | 143/5T | <a href="#">002180T3H145T-S</a> | \$492      | N1S          | 43                            | 1.15           | 2.20           | 86.5        | 12.362           | 575         | 9     |
|      |      | 1800 | 143/5T | <a href="#">002180T3P145T-S</a> | \$492      | N1S          | 43                            | 1.15           | 6.20           | 86.5        | 12.362           | 200         | 9     |
| 2    | 1.5  | 1200 | 182/4T | <a href="#">002120T3E184T-S</a> | \$597      | N1S          | 73                            | 1.15           | 3.00           | 87.5        | 14.764           | 230/460     | 9     |
|      |      | 1200 | 182/4T | <a href="#">002120T3H184T-S</a> | \$597      | N1S          | 73                            | 1.15           | 2.40           | 87.5        | 14.764           | 575         | 9     |

continued on next page

Please refer to back cover for description of "NOTES"

For detailed specifications, data sheets, drawings and performance curves visit <http://www.weg.net>



## ODP Foot Mount - *continued*

| HP   | kW     | RPM               | Frame   | Catalog Number    | List Price | Mult. Symbol | Approx. Shipping Weight (lbs) | Service Factor | FL Amps @ High | FL. Eff (%) | C Dimension (in) | Voltage (V) | Notes |
|------|--------|-------------------|---------|-------------------|------------|--------------|-------------------------------|----------------|----------------|-------------|------------------|-------------|-------|
| 3    | 2.2    | 3600              | 56H     | 003360T3E56-S     | \$485      | F2B          | 42                            | 1.15           | 3.59           | 85.5        | 13.070           | 230/460     | 9     |
|      |        | 3600              | 143/5T  | 003360T3E145T-S   | \$545      | N1S          | 43                            | 1.15           | 3.60           | 85.5        | 12.362           | 230/460     | 9     |
|      |        | 3600              | 143/5T  | 003360T3H145T-S   | \$545      | N1S          | 43                            | 1.15           | 2.90           | 85.5        | 12.362           | 575         | 9     |
|      |        | 1800              | 56HZ    | 003180T3E56Z-S    | \$481      | F2B          | 48                            | 1.15           | 3.97           | 86.9        | 13.071           | 230/460     | 9     |
|      |        | 1800              | 182/4T  | 003180T3E182T-S   | \$524      | N1S          | 73                            | 1.15           | 3.90           | 89.5        | 15.157           | 230/460     | 9     |
|      |        | 1800              | 182/4T  | 003180T3H182T-S   | \$524      | N1S          | 73                            | 1.15           | 3.10           | 89.5        | 15.157           | 575         | 9     |
|      |        | 1800              | 182/4T  | 003180T3P182T-S   | \$524      | N1S          | 73                            | 1.15           | 8.90           | 89.5        | 15.157           | 200         | 9     |
|      |        | 1800              | 182/4T  | 003180T3V182T-S   | \$524      | N1S          | 72                            | 1.15           | 4.40           | 89.5        | 15.157           | 200/400     | 9     |
|      |        | 1200              | 213/5T  | 003120T3E213T-S   | \$775      | N1S          | 113                           | 1.15           | 4.20           | 88.5        | 16.575           | 230/460     | 9     |
|      |        | 1200              | 213/5T  | 003120T3H213T-S   | \$775      | N1S          | 113                           | 1.15           | 3.30           | 88.5        | 16.575           | 575         | 9     |
| 5    | 3.7    | 3600              | 182/4T  | 005360T3E182T-S   | \$651      | N1S          | 61                            | 1.15           | 6.10           | 86.5        | 14.764           | 230/460     | 9     |
|      |        | 3600              | 182/4T  | 005360T3H182T-S   | \$651      | N1S          | 61                            | 1.15           | 4.90           | 86.5        | 14.764           | 575         | 9     |
|      |        | 3600              | 182/4T  | 005360T3V182T-S   | \$651      | N1S          | 61                            | 1.15           | 7.00           | 86.5        | 14.764           | 200/400     | 9     |
|      |        | 1800              | 182/4T  | 005180T3E184T-S   | \$630      | N1S          | 88                            | 1.15           | 6.30           | 89.5        | 16.339           | 230/460     | 9     |
|      |        | 1800              | 182/4T  | 005180T3H184T-S   | \$630      | N1S          | 88                            | 1.15           | 5.10           | 89.5        | 16.339           | 575         | 9     |
|      |        | 1800              | 182/4T  | 005180T3P184T-S   | \$630      | N1S          | 88                            | 1.15           | 14.6           | 89.5        | 16.339           | 200         | 9     |
|      |        | 1800              | 182/4T  | 005180T3V184T-S   | \$630      | N1S          | 88                            | 1.15           | 7.30           | 89.5        | 16.339           | 200/400     | 9     |
|      |        | 1200              | 213/5T  | 005120T3E215T-S   | \$1,057    | N1S          | 135                           | 1.15           | 6.70           | 89.5        | 16.969           | 230/460     | 9     |
| 1200 | 213/5T | 005120T3H215T-S   | \$1,057 | N1S               | 135        | 1.15         | 5.40                          | 89.5           | 16.969         | 575         | 9                |             |       |
| 7.5  | 5.5    | 3600              | 182/4T  | 007360T3E184T-S   | \$920      | N1S          | 76                            | 1.15           | 8.70           | 88.5        | 15.157           | 230/460     | 9     |
|      |        | 3600              | 182/4T  | 007360T3H184T-S   | \$920      | N1S          | 76                            | 1.15           | 6.90           | 88.5        | 15.157           | 575         | 9     |
|      |        | 1800              | 213/5T  | 007180T3E213T-S   | \$910      | N1S          | 125                           | 1.15           | 9.30           | 91.0        | 16.575           | 230/460     | 9     |
|      |        | 1800              | 213/5T  | 007180T3H213T-S   | \$910      | N1S          | 125                           | 1.15           | 7.40           | 91.0        | 16.575           | 575         | 9     |
|      |        | 1800              | 213/5T  | 007180T3P213T-S   | \$910      | N1S          | 125                           | 1.15           | 21.3           | 91.0        | 16.575           | 200         | 9     |
|      |        | 1200              | 254/6T  | 007120T3E254T-S   | \$1,467    | N1S          | 209                           | 1.15           | 10.2           | 90.2        | 20.472           | 230/460     | 9     |
|      |        | 1200              | 254/6T  | 007120T3H254T-S   | \$1,467    | N1S          | 209                           | 1.15           | 8.20           | 90.2        | 20.472           | 575         | 9     |
|      |        | 1200              | 254T    | 007120T3E254T-W40 | \$1,467    | N1B          | 249                           | 1.25           | 9.94           | 90.2        | 20.537           | 230/460     |       |
| 10   | 7.5    | 3600              | 213/5T  | 010360T3E213T-S   | \$1,081    | N1S          | 126                           | 1.15           | 12.0           | 89.5        | 16.969           | 230/460     | 9     |
|      |        | 3600              | 213/5T  | 010360T3H213T-S   | \$1,081    | N1S          | 126                           | 1.15           | 9.60           | 89.5        | 16.969           | 575         | 9     |
|      |        | 1800              | 213/5T  | 010180T3E215T-S   | \$1,102    | N1S          | 130                           | 1.15           | 12.4           | 91.7        | 16.575           | 230/460     | 9     |
|      |        | 1800              | 213/5T  | 010180T3H215T-S   | \$1,102    | N1S          | 130                           | 1.15           | 9.90           | 91.7        | 16.575           | 575         | 9     |
|      |        | 1800              | 213/5T  | 010180T3P215T-S   | \$1,102    | N1S          | 130                           | 1.15           | 28.5           | 91.7        | 16.575           | 200         | 9     |
|      |        | 1200              | 254/6T  | 010120T3E256T-S   | \$1,717    | N1S          | 237                           | 1.15           | 13.9           | 91.7        | 20.472           | 230/460     | 9     |
|      |        | 1200              | 254/6T  | 010120T3H256T-S   | \$1,717    | N1S          | 237                           | 1.15           | 11.1           | 91.7        | 20.472           | 575         | 9     |
|      |        | 1200              | 254/6T  | 010120T3E256T-W40 | \$1,717    | N1B          | 289                           | 1.25           | 12.8           | 91.7        | 22.285           | 230/460     |       |
| 15   | 11     | 3600              | 213/5T  | 015360T3E215T-S   | \$1,492    | N1S          | 141                           | 1.15           | 17.2           | 90.2        | 17.756           | 230/460     | 9     |
|      |        | 3600              | 213/5T  | 015360T3H215T-S   | \$1,492    | N1S          | 141                           | 1.15           | 13.8           | 90.2        | 17.756           | 575         | 9     |
|      |        | 1800              | 254/6T  | 015180T3E254T-S   | \$1,477    | N1S          | 211                           | 1.15           | 18.6           | 93.0        | 20.472           | 230/460     | 9     |
|      |        | 1800              | 254/6T  | 015180T3H254T-S   | \$1,477    | N1S          | 211                           | 1.15           | 14.9           | 93.0        | 20.472           | 575         | 9     |
|      |        | 1800              | 254/6T  | 015180T3P254T-S   | \$1,477    | N1S          | 211                           | 1.15           | 42.8           | 93.0        | 20.472           | 200         | 9     |
|      |        | 1800              | 254/6T  | 015180T3V254T-S   | \$1,477    | N1S          | 211                           | 1.15           | 21.4           | 93.0        | 20.472           | 200/400     | 9     |
|      |        | 1800              | 254T    | 015180T3E254T-W40 | \$1,477    | N1B          | 284                           | 1.25           | 17.5           | 93.0        | 20.537           | 230/460     |       |
|      |        | 1800              | 254T    | 015180T3H254T-W40 | \$1,477    | N1B          | 283                           | 1.25           | 14.0           | 93.0        | 20.537           | 575         |       |
|      |        | 1800              | 254T    | 015180T3P254T-W40 | \$1,477    | N1B          | 283                           | 1.25           | 40.3           | 93.0        | 20.537           | 200         |       |
|      |        | 1200              | 284T    | 015120T3E284T-W40 | \$2,412    | N1B          | 339                           | 1.25           | 18.4           | 91.7        | 23.158           | 230/460     |       |
| 1200 | 284T   | 015120T3H284T-W40 | \$2,412 | N1B               | 338        | 1.25         | 14.7                          | 91.7           | 23.158         | 575         |                  |             |       |

Three-Phase General Purpose Motors

*continued on next page*

Please refer to back cover for description of "NOTES"

For detailed specifications, data sheets, drawings and performance curves visit <http://www.weg.net>

Data subject to change without notice.

Can't find what you are looking for? Call 1-800-ASK-4WEG (275-4934)

## ODP Foot Mount - *continued*

| HP   | kW     | RPM                               | Frame          | Catalog Number                     | List Price     | Mult. Symbol | Approx. Shipping Weight (lbs) | Service Factor | FL Amps @ High | FL. Eff (%) | C Dimension (in) | Voltage (V) | Notes |
|------|--------|-----------------------------------|----------------|------------------------------------|----------------|--------------|-------------------------------|----------------|----------------|-------------|------------------|-------------|-------|
| 20   | 15     | 3600                              | 254/6T         | <a href="#">020360T3E254T-S</a>    | <b>\$1,760</b> | N1S          | 187                           | 1.15           | 23.8           | 91.0        | 20.472           | 230/460     | 9     |
|      |        | 3600                              | 254/6T         | <a href="#">020360T3H254T-S</a>    | <b>\$1,760</b> | N1S          | 187                           | 1.15           | 19.0           | 91.0        | 20.472           | 575         | 9;51  |
|      |        | 3600                              | 254T           | <a href="#">020360T3E254T-W40</a>  | <b>\$1,760</b> | N1B          | 230                           | 1.25           | 24.3           | 91.0        | 20.537           | 230/460     |       |
|      |        | 3600                              | 254T           | <a href="#">020360T3H254T-W40</a>  | <b>\$1,760</b> | N1B          | 221                           | 1.25           | 19.4           | 91.0        | 20.537           | 575         |       |
|      |        | 1800                              | 254/6T         | <a href="#">020180T3E256T-S</a>    | <b>\$1,832</b> | N1S          | 235                           | 1.15           | 25.0           | 93.0        | 20.472           | 230/460     | 9     |
|      |        | 1800                              | 254/6T         | <a href="#">020180T3H256T-S</a>    | <b>\$1,832</b> | N1S          | 235                           | 1.15           | 20.0           | 93.0        | 20.472           | 575         | 9     |
|      |        | 1800                              | 254/6T         | <a href="#">020180T3P256T-S</a>    | <b>\$1,832</b> | N1S          | 235                           | 1.15           | 57.5           | 93.0        | 20.472           | 200         | 9     |
|      |        | 1800                              | 254/6T         | <a href="#">020180T3V256T-S</a>    | <b>\$1,832</b> | N1S          | 235                           | 1.15           | 28.8           | 93.0        | 20.472           | 200/400     | 9     |
|      |        | 1800                              | 254/6T         | <a href="#">020180T3E256T-W40</a>  | <b>\$1,832</b> | N1B          | 320                           | 1.25           | 24.1           | 93.0        | 22.285           | 230/460     |       |
|      |        | 1800                              | 254/6T         | <a href="#">020180T3H256T-W40</a>  | <b>\$1,832</b> | N1B          | 300                           | 1.25           | 19.3           | 93.0        | 22.285           | 575         |       |
|      |        | 1800                              | 254/6T         | <a href="#">020180T3P256T-W40</a>  | <b>\$1,832</b> | N1B          | 319                           | 1.25           | 55.4           | 93.0        | 22.285           | 200         |       |
|      |        | 1200                              | 284/6T         | <a href="#">020120T3E286T-W40</a>  | <b>\$3,034</b> | N1B          | 414                           | 1.25           | 24.3           | 92.4        | 24.658           | 230/460     |       |
| 1200 | 284/6T | <a href="#">020120T3H286T-W40</a> | <b>\$3,034</b> | N1B                                | 413            | 1.25         | 19.4                          | 92.4           | 24.658         | 575         |                  |             |       |
| 25   | 18.5   | 3600                              | 254/6T         | <a href="#">025360T3E256T-S</a>    | <b>\$2,139</b> | N1S          | 202                           | 1.15           | 29.1           | 91.7        | 20.472           | 230/460     | 9     |
|      |        | 3600                              | 254/6T         | <a href="#">025360T3H256T-S</a>    | <b>\$2,139</b> | N1S          | 202                           | 1.15           | 23.3           | 91.7        | 20.472           | 575         | 9;51  |
|      |        | 3600                              | 254/6T         | <a href="#">025360T3E256T-W40</a>  | <b>\$2,139</b> | N1B          | 260                           | 1.25           | 28.8           | 91.7        | 22.285           | 230/460     |       |
|      |        | 3600                              | 254/6T         | <a href="#">025360T3H256T-W40</a>  | <b>\$2,139</b> | N1B          | 258                           | 1.25           | 23.0           | 91.7        | 22.285           | 575         |       |
|      |        | 1800                              | 284TS          | <a href="#">025180T3E284TS-W40</a> | <b>\$2,160</b> | N1B          | 379                           | 1.25           | 29.5           | 93.6        | 21.783           | 230/460     |       |
|      |        | 1800                              | 284TS          | <a href="#">025180T3H284TS-W40</a> | <b>\$2,160</b> | N1B          | 377                           | 1.25           | 23.6           | 93.6        | 21.783           | 575         |       |
|      |        | 1800                              | 284TS          | <a href="#">025180T3V284TS-W40</a> | <b>\$2,160</b> | N1B          | 396                           | 1.25           | 33.9           | 93.6        | 21.783           | 200/400     |       |
|      |        | 1800                              | 284T           | <a href="#">025180T3E284T-W40</a>  | <b>\$2,160</b> | N1B          | 380                           | 1.25           | 29.5           | 93.6        | 23.158           | 230/460     |       |
|      |        | 1800                              | 284T           | <a href="#">025180T3H284T-W40</a>  | <b>\$2,160</b> | N1B          | 379                           | 1.25           | 23.6           | 93.6        | 23.158           | 575         |       |
|      |        | 1800                              | 284T           | <a href="#">025180T3P284T-W40</a>  | <b>\$2,160</b> | N1B          | 380                           | 1.25           | 67.9           | 93.6        | 23.158           | 200         |       |
|      |        | 1200                              | 324T           | <a href="#">025120T3E324T-W40</a>  | <b>\$3,519</b> | N1B          | 485                           | 1.25           | 30.8           | 93.0        | 25.807           | 230/460     |       |
| 30   | 22     | 3600                              | 284TS          | <a href="#">030360T3E284TS-W40</a> | <b>\$2,487</b> | N1B          | 332                           | 1.25           | 35.0           | 91.7        | 21.783           | 230/460     |       |
|      |        | 3600                              | 284TS          | <a href="#">030360T3H284TS-W40</a> | <b>\$2,487</b> | N1B          | 330                           | 1.25           | 28.0           | 91.7        | 21.783           | 575         |       |
|      |        | 3600                              | 284TS          | <a href="#">030360T3V284TS-W40</a> | <b>\$2,487</b> | N1B          | 333                           | 1.25           | 40.3           | 91.7        | 21.783           | 200/400     |       |
|      |        | 1800                              | 284/6TS        | <a href="#">030180T3E286TS-W40</a> | <b>\$2,530</b> | N1B          | 425                           | 1.25           | 34.9           | 94.1        | 23.283           | 230/460     |       |
|      |        | 1800                              | 284/6TS        | <a href="#">030180T3H286TS-W40</a> | <b>\$2,530</b> | N1B          | 429                           | 1.25           | 27.9           | 94.1        | 23.283           | 575         |       |
|      |        | 1800                              | 284/6TS        | <a href="#">030180T3V286TS-W40</a> | <b>\$2,590</b> | N1B          | 424                           | 1.25           | 40.1           | 94.1        | 23.283           | 200/400     |       |
|      |        | 1800                              | 284/6T         | <a href="#">030180T3E286T-W40</a>  | <b>\$2,530</b> | N1B          | 427                           | 1.25           | 34.9           | 94.1        | 24.658           | 230/460     |       |
|      |        | 1800                              | 284/6T         | <a href="#">030180T3H286T-W40</a>  | <b>\$2,530</b> | N1B          | 426                           | 1.25           | 27.9           | 94.1        | 24.658           | 575         |       |
|      |        | 1800                              | 284/6T         | <a href="#">030180T3P286T-W40</a>  | <b>\$2,530</b> | N1B          | 427                           | 1.25           | 80.3           | 94.1        | 24.658           | 200         |       |
|      |        | 1200                              | 324/6T         | <a href="#">030120T3E326T-W40</a>  | <b>\$3,890</b> | N1B          | 548                           | 1.25           | 36.0           | 93.6        | 27.307           | 230/460     |       |
|      |        | 1200                              | 324/6T         | <a href="#">030120T3H326T-W40</a>  | <b>\$3,890</b> | N1B          | 577                           | 1.25           | 28.8           | 93.6        | 27.307           | 575         |       |

*continued on next page*

Please refer to back cover for description of "NOTES"

For detailed specifications, data sheets, drawings and performance curves visit <http://www.weg.net>



## ODP Foot Mount - continued

| HP | kW | RPM  | Frame   | Catalog Number                     | List Price | Mult. Symbol | Approx. Shipping Weight (lbs) | Service Factor | FL Amps @ High | FL. Eff (%) | C Dimension (in) | Voltage (V) | Notes |
|----|----|------|---------|------------------------------------|------------|--------------|-------------------------------|----------------|----------------|-------------|------------------|-------------|-------|
| 40 | 30 | 3600 | 284/6TS | <a href="#">040360T3E286TS-W40</a> | \$3,308    | N1B          | 375                           | 1.25           | 46.8           | 92.4        | 23.283           | 230/460     |       |
|    |    | 3600 | 284/6TS | <a href="#">040360T3H286TS-W40</a> | \$3,308    | N1B          | 375                           | 1.25           | 37.4           | 92.4        | 23.283           | 575         |       |
|    |    | 3600 | 284/6TS | <a href="#">040360T3P286TS-W40</a> | \$3,308    | N1B          | 393                           | 1.25           | 108            | 92.4        | 23.283           | 200         |       |
|    |    | 3600 | 284/6TS | <a href="#">040360T3V286TS-W40</a> | \$3,308    | N1B          | 390                           | 1.25           | 53.8           | 92.4        | 23.283           | 200/400     |       |
|    |    | 1800 | 324TS   | <a href="#">040180T3E324TS-W40</a> | \$3,095    | N1B          | 479                           | 1.25           | 47.6           | 94.1        | 24.307           | 230/460     |       |
|    |    | 1800 | 324TS   | <a href="#">040180T3H324TS-W40</a> | \$3,095    | N1B          | 547                           | 1.25           | 38.1           | 94.1        | 24.307           | 575         |       |
|    |    | 1800 | 324TS   | <a href="#">040180T3V324TS-W40</a> | \$3,095    | N1B          | 506                           | 1.25           | 54.7           | 94.1        | 24.307           | 200/400     |       |
|    |    | 1800 | 324T    | <a href="#">040180T3E324T-W40</a>  | \$3,095    | N1B          | 481                           | 1.25           | 47.6           | 94.1        | 25.807           | 230/460     |       |
|    |    | 1800 | 324T    | <a href="#">040180T3H324T-W40</a>  | \$3,095    | N1B          | 475                           | 1.25           | 38.1           | 94.1        | 25.807           | 575         |       |
|    |    | 1800 | 324T    | <a href="#">040180T3P324T-W40</a>  | \$3,095    | N1B          | 481                           | 1.25           | 110            | 94.1        | 25.807           | 200         |       |
|    |    | 1200 | 364/5T  | <a href="#">040120T3E364T-W40</a>  | \$5,544    | N1B          | 855                           | 1.25           | 47.1           | 94.1        | 29.725           | 230/460     |       |
|    |    | 1200 | 364/5T  | <a href="#">040120T3H364T-W40</a>  | \$5,544    | N1B          | 849                           | 1.25           | 37.7           | 94.1        | 29.725           | 575         |       |
| 50 | 37 | 3600 | 324TS   | <a href="#">050360T3E324TS-W40</a> | \$3,820    | N1B          | 459                           | 1.25           | 58.7           | 93.0        | 24.307           | 230/460     |       |
|    |    | 3600 | 324TS   | <a href="#">050360T3H324TS-W40</a> | \$3,820    | N1B          | 456                           | 1.25           | 47.0           | 93.0        | 24.307           | 575         |       |
|    |    | 3600 | 324TS   | <a href="#">050360T3V324TS-W40</a> | \$3,820    | N1B          | 459                           | 1.25           | 67.5           | 93.0        | 24.307           | 200/400     |       |
|    |    | 1800 | 324/6TS | <a href="#">050180T3E326TS-W40</a> | \$3,788    | N1B          | 542                           | 1.25           | 58.5           | 94.5        | 25.807           | 230/460     |       |
|    |    | 1800 | 324/6TS | <a href="#">050180T3G326TS-W40</a> | \$3,788    | N1B          | 541                           | 1.25           | 58.5           | 94.5        | 25.807           | 460         |       |
|    |    | 1800 | 324/6TS | <a href="#">050180T3H326TS-W40</a> | \$3,788    | N1B          | 533                           | 1.25           | 46.8           | 94.5        | 25.807           | 575         |       |
|    |    | 1800 | 324/6TS | <a href="#">050180T3V326TS-W40</a> | \$3,788    | N1B          | 574                           | 1.25           | 67.3           | 94.5        | 25.807           | 200/400     |       |
|    |    | 1800 | 324/6T  | <a href="#">050180T3E326T-W40</a>  | \$3,788    | N1B          | 544                           | 1.25           | 58.5           | 94.5        | 27.307           | 230/460     |       |
|    |    | 1800 | 324/6T  | <a href="#">050180T3H326T-W40</a>  | \$3,788    | N1B          | 535                           | 1.25           | 46.8           | 94.5        | 27.307           | 575         |       |
|    |    | 1800 | 324/6T  | <a href="#">050180T3P326T-W40</a>  | \$3,788    | N1B          | 545                           | 1.25           | 135            | 94.5        | 27.307           | 200         |       |
|    |    | 1200 | 364/5T  | <a href="#">050120T3E365T-W40</a>  | \$6,392    | N1B          | 886                           | 1.25           | 58.1           | 94.1        | 29.725           | 230/460     |       |
|    |    | 1200 | 364/5T  | <a href="#">050120T3V365T-W40</a>  | \$6,392    | N1B          | 884                           | 1.25           | 66.8           | 94.1        | 29.725           | 200/400     |       |
| 60 | 45 | 3600 | 324/6TS | <a href="#">060360T3E326TS-W40</a> | \$4,581    | N1B          | 504                           | 1.25           | 71.0           | 93.6        | 25.807           | 230/460     |       |
|    |    | 3600 | 324/6TS | <a href="#">060360T3G326TS-W40</a> | \$4,581    | N1B          | 502                           | 1.25           | 71.0           | 93.6        | 25.807           | 460         |       |
|    |    | 3600 | 324/6TS | <a href="#">060360T3H326TS-W40</a> | \$4,581    | N1B          | 501                           | 1.25           | 56.8           | 93.6        | 25.807           | 575         |       |
|    |    | 3600 | 324/6TS | <a href="#">060360T3V326TS-W40</a> | \$4,581    | N1B          | 510                           | 1.25           | 81.7           | 93.6        | 25.807           | 200/400     |       |
|    |    | 1800 | 364/5TS | <a href="#">060180T3E364TS-W40</a> | \$4,443    | N1B          | 851                           | 1.25           | 69.9           | 95.0        | 27.522           | 230/460     |       |
|    |    | 1800 | 364/5TS | <a href="#">060180T3G364TS-W40</a> | \$4,443    | N1B          | 849                           | 1.25           | 69.9           | 95.0        | 27.522           | 460         |       |
|    |    | 1800 | 364/5TS | <a href="#">060180T3H364TS-W40</a> | \$4,443    | N1B          | 847                           | 1.25           | 55.9           | 95.0        | 27.522           | 575         |       |
|    |    | 1800 | 364/5TS | <a href="#">060180T3V364TS-W40</a> | \$4,443    | N1B          | 850                           | 1.25           | 80.4           | 95.0        | 27.522           | 200/400     | 51    |
|    |    | 1800 | 364/5T  | <a href="#">060180T3E364T-W40</a>  | \$4,443    | N1B          | 855                           | 1.25           | 69.9           | 95.0        | 29.725           | 230/460     |       |
|    |    | 1800 | 364/5T  | <a href="#">060180T3G364T-W40</a>  | \$4,443    | N1B          | 847                           | 1.25           | 69.9           | 95.0        | 29.725           | 460         |       |
|    |    | 1800 | 364/5T  | <a href="#">060180T3H364T-W40</a>  | \$4,443    | N1B          | 852                           | 1.25           | 55.9           | 95.0        | 29.725           | 575         |       |
|    |    | 1200 | 404/5T  | <a href="#">060120T3E404T-W40</a>  | \$7,562    | N1B          | 1045                          | 1.25           | 70.3           | 94.5        | 34.100           | 230/460     |       |

continued on next page

Please refer to back cover for description of "NOTES"

For detailed specifications, data sheets, drawings and performance curves visit <http://www.weg.net>

Data subject to change without notice.

Can't find what you are looking for? Call 1-800-ASK-4WEG (275-4934)

## ODP Foot Mount - *continued*

Three-Phase  
General Purpose  
Motors

| HP  | kW  | RPM  | Frame   | Catalog Number                      | List Price | Mult. Symbol | Approx. Shipping Weight (lbs) | Service Factor | FL Amps @ High | FL Eff (%) | C Dimension (in) | Voltage (V) | Notes |
|-----|-----|------|---------|-------------------------------------|------------|--------------|-------------------------------|----------------|----------------|------------|------------------|-------------|-------|
| 75  | 55  | 3600 | 364/5TS | <a href="#">075360T3E364TS-W40</a>  | \$5,799    | N1B          | 789                           | 1.25           | 84.8           | 93.6       | 27.522           | 230/460     |       |
|     |     | 3600 | 364/5TS | <a href="#">075360T3G364TS-W40</a>  | \$5,799    | N1B          | 794                           | 1.25           | 84.8           | 93.6       | 27.522           | 460         |       |
|     |     | 3600 | 364/5TS | <a href="#">075360T3H364TS-W40</a>  | \$5,799    | N1B          | 794                           | 1.25           | 67.8           | 93.6       | 27.522           | 575         |       |
|     |     | 3600 | 364/5TS | <a href="#">075360T3V364TS-W40</a>  | \$5,799    | N1B          | 789                           | 1.25           | 97.5           | 93.6       | 27.522           | 200/400     |       |
|     |     | 1800 | 364/5TS | <a href="#">075180T3E365TS-W40</a>  | \$5,658    | N1B          | 874                           | 1.25           | 85.5           | 95.0       | 27.522           | 230/460     |       |
|     |     | 1800 | 364/5TS | <a href="#">075180T3G365TS-W40</a>  | \$5,658    | N1B          | 872                           | 1.25           | 85.5           | 95.0       | 27.522           | 460         |       |
|     |     | 1800 | 364/5TS | <a href="#">075180T3H365TS-W40</a>  | \$5,658    | N1B          | 872                           | 1.25           | 68.4           | 95.0       | 27.522           | 575         |       |
|     |     | 1800 | 364/5TS | <a href="#">075180T3V365TS-W40</a>  | \$5,658    | N1B          | 876                           | 1.25           | 98.3           | 95.0       | 27.522           | 200/400     |       |
|     |     | 1800 | 364/5T  | <a href="#">075180T3E365T-W40</a>   | \$5,658    | N1B          | 879                           | 1.25           | 85.5           | 95.0       | 29.725           | 230/460     |       |
|     |     | 1800 | 364/5T  | <a href="#">075180T3ERB365T-W40</a> | \$6,632    | N1B          | 875                           | 1.25           | 85.5           | 95.0       | 29.725           | 230/460     | 14    |
|     |     | 1800 | 364/5T  | <a href="#">075180T3G365T-W40</a>   | \$5,658    | N1B          | 877                           | 1.25           | 85.5           | 95.0       | 29.725           | 460         |       |
|     |     | 1800 | 364/5T  | <a href="#">075180T3GRB365T-W40</a> | \$6,632    | N1B          | 897                           | 1.25           | 85.5           | 95.0       | 29.725           | 460         | 14    |
|     |     | 1800 | 364/5T  | <a href="#">075180T3H365T-W40</a>   | \$5,658    | N1B          | 876                           | 1.25           | 68.4           | 95.0       | 29.725           | 575         |       |
|     |     | 1200 | 404/5T  | <a href="#">075120T3E405T-W40</a>   | \$8,358    | N1B          | 1077                          | 1.25           | 85.9           | 94.5       | 34.100           | 230/460     |       |
| 100 | 75  | 3600 | 364/5TS | <a href="#">100360T3E365TS-W40</a>  | \$6,644    | N1B          | 842                           | 1.25           | 116            | 93.6       | 27.522           | 230/460     |       |
|     |     | 3600 | 364/5TS | <a href="#">100360T3G365TS-W40</a>  | \$6,644    | N1B          | 840                           | 1.25           | 116            | 93.6       | 27.522           | 460         |       |
|     |     | 3600 | 364/5TS | <a href="#">100360T3H365TS-W40</a>  | \$6,644    | N1B          | 836                           | 1.25           | 92.8           | 93.6       | 27.522           | 575         |       |
|     |     | 3600 | 364/5TS | <a href="#">100360T3V365TS-W40</a>  | \$6,644    | N1B          | 835                           | 1.25           | 133            | 93.6       | 27.522           | 200/400     |       |
|     |     | 1800 | 404/5TS | <a href="#">100180T3E404TS-W40</a>  | \$7,141    | N1B          | 1048                          | 1.25           | 115            | 95.4       | 31.100           | 230/460     |       |
|     |     | 1800 | 404/5TS | <a href="#">100180T3G404TS-W40</a>  | \$7,141    | N1B          | 1043                          | 1.25           | 115            | 95.4       | 31.100           | 460         |       |
|     |     | 1800 | 404/5TS | <a href="#">100180T3V404TS-W40</a>  | \$7,141    | N1B          | 1049                          | 1.25           | 132            | 95.4       | 31.100           | 200/400     |       |
|     |     | 1800 | 404/5T  | <a href="#">100180T3E404T-W40</a>   | \$7,141    | N1B          | 1064                          | 1.25           | 115            | 95.4       | 34.100           | 230/460     |       |
|     |     | 1800 | 404/5T  | <a href="#">100180T3ERB404T-W40</a> | \$7,141    | N1B          | 1086                          | 1.25           | 115            | 95.4       | 34.100           | 230/460     | 14    |
|     |     | 1800 | 404/5T  | <a href="#">100180T3G404T-W40</a>   | \$7,141    | N1B          | 1059                          | 1.25           | 115            | 95.4       | 34.100           | 460         |       |
|     |     | 1800 | 404/5T  | <a href="#">100180T3GRB404T-W40</a> | \$7,141    | N1B          | 1081                          | 1.25           | 115            | 95.4       | 34.100           | 460         | 14    |
|     |     | 1800 | 404/5T  | <a href="#">100180T3H404T-W40</a>   | \$7,141    | N1B          | 1059                          | 1.25           | 92.0           | 95.4       | 34.100           | 575         |       |
|     |     | 1200 | 444/5T  | <a href="#">100120T3E444T-W40</a>   | \$11,863   | N1B          | 1497                          | 1.25           | 127            | 95.0       | 38.108           | 230/460     |       |
|     |     | 1200 | 444/5T  | <a href="#">100120T3G444T-W40</a>   | \$11,863   | N1B          | 1490                          | 1.25           | 127            | 95.0       | 38.108           | 460         |       |
| 125 | 90  | 3600 | 404/5TS | <a href="#">125360T3E404TS-W40</a>  | \$8,826    | N1B          | 975                           | 1.25           | 136            | 94.1       | 31.100           | 230/460     |       |
|     |     | 3600 | 404/5TS | <a href="#">125360T3G404TS-W40</a>  | \$8,826    | N1B          | 971                           | 1.25           | 136            | 94.1       | 31.100           | 460         |       |
|     |     | 3600 | 404/5TS | <a href="#">125360T3H404TS-W40</a>  | \$8,826    | N1B          | 969                           | 1.25           | 109            | 94.1       | 31.100           | 575         |       |
|     |     | 1800 | 404/5TS | <a href="#">125180T3E405TS-W40</a>  | \$7,981    | N1B          | 1123                          | 1.25           | 138            | 95.4       | 31.100           | 230/460     |       |
|     |     | 1800 | 404/5TS | <a href="#">125180T3G405TS-W40</a>  | \$7,981    | N1B          | 1119                          | 1.25           | 138            | 95.4       | 31.100           | 460         |       |
|     |     | 1800 | 404/5T  | <a href="#">125180T3E405T-W40</a>   | \$7,981    | N1B          | 1139                          | 1.25           | 138            | 95.4       | 34.100           | 230/460     |       |
|     |     | 1800 | 404/5T  | <a href="#">125180T3ERB405T-W40</a> | \$7,981    | N1B          | 1161                          | 1.25           | 138            | 95.4       | 34.100           | 230/460     | 14    |
|     |     | 1800 | 404/5T  | <a href="#">125180T3G405T-W40</a>   | \$7,981    | N1B          | 1135                          | 1.25           | 138            | 95.4       | 34.100           | 460         |       |
|     |     | 1800 | 404/5T  | <a href="#">125180T3GRB405T-W40</a> | \$7,981    | N1B          | 1157                          | 1.25           | 138            | 95.4       | 34.100           | 460         | 14    |
|     |     | 1800 | 404/5T  | <a href="#">125180T3H405T-W40</a>   | \$7,981    | N1B          | 1134                          | 1.25           | 110            | 95.4       | 34.100           | 575         |       |
|     |     | 1200 | 444/5T  | <a href="#">125120T3G445T-W40</a>   | \$12,753   | N1B          | 1544                          | 1.25           | 154            | 95.0       | 38.108           | 460         |       |
| 150 | 110 | 3600 | 404/5TS | <a href="#">150360T3G405TS-W40</a>  | \$11,416   | N1B          | 988                           | 1.25           | 167            | 94.1       | 31.100           | 460         |       |
|     |     | 3600 | 404/5TS | <a href="#">150360T3H405TS-W40</a>  | \$11,416   | N1B          | 987                           | 1.25           | 134            | 94.1       | 31.100           | 575         |       |
|     |     | 1800 | 444/5TS | <a href="#">150180T3G444TS-W40</a>  | \$10,668   | N1B          | 1474                          | 1.25           | 170            | 95.8       | 34.358           | 460         |       |
|     |     | 1800 | 444/5T  | <a href="#">150180T3G444T-W40</a>   | \$10,668   | N1B          | 1530                          | 1.25           | 170            | 95.8       | 38.108           | 460         |       |
|     |     | 1800 | 444/5T  | <a href="#">150180T3GRB444T-W40</a> | \$10,668   | N1B          | 1541                          | 1.25           | 170            | 95.8       | 38.108           | 460         | 14    |
|     |     | 1800 | 444/5T  | <a href="#">150180T3H444T-W40</a>   | \$10,668   | N1B          | 1526                          | 1.25           | 136            | 95.8       | 38.108           | 575         |       |
|     |     | 1200 | 444/5T  | <a href="#">150120T3G445T-W40</a>   | \$13,615   | N1B          | 1686                          | 1.25           | 183            | 95.4       | 38.108           | 460         |       |

*continued on next page*

Please refer to back cover for description of "NOTES"

For detailed specifications, data sheets, drawings and performance curves visit <http://www.weg.net>



## ODP Foot Mount - *continued*

| HP  | kW  | RPM  | Frame    | Catalog Number                       | List Price      | Mult. Symbol | Approx. Shipping Weight (lbs) | Service Factor | FL Amps @ High | FL Eff (%) | C Dimension (in) | Voltage (V) | Notes    |
|-----|-----|------|----------|--------------------------------------|-----------------|--------------|-------------------------------|----------------|----------------|------------|------------------|-------------|----------|
| 200 | 150 | 3600 | 444/5TS  | <a href="#">200360T3G444TS-W40</a>   | <b>\$14,504</b> | N1B          | 1414                          | 1.15           | 225            | 95.0       | 34.358           | 460         |          |
|     |     | 3600 | 444/5TS  | <a href="#">200360T3H444TS-W40</a>   | <b>\$14,504</b> | N1B          | 1413                          | 1.15           | 180            | 95.0       | 34.358           | 575         |          |
|     |     | 1800 | 444/5TS  | <a href="#">200180T3G445TS-W40</a>   | <b>\$13,004</b> | N1B          | 1548                          | 1.15           | 234            | 95.8       | 34.358           | 460         |          |
|     |     | 1800 | 444/5T   | <a href="#">200180T3G445T-W40</a>    | <b>\$13,004</b> | N1B          | 1604                          | 1.15           | 234            | 95.8       | 38.108           | 460         |          |
|     |     | 1800 | 444/5T   | <a href="#">200180T3GRB445T-W40</a>  | <b>\$13,004</b> | N1B          | 1615                          | 1.15           | 234            | 95.8       | 38.108           | 460         | 14       |
|     |     | 1200 | 447/9T   | <a href="#">200120T3G447/9T-W40</a>  | <b>\$23,380</b> | N1B          | 2214                          | 1.15           | 241            | 95.4       | 48.317           | 460         | 37       |
| 250 | 185 | 3600 | 444/5TS  | <a href="#">250360T3G445TS-W40</a>   | <b>\$18,983</b> | N1B          | 1527                          | 1.15           | 278            | 95.0       | 34.358           | 460         |          |
|     |     | 3600 | 444/5TS  | <a href="#">250360T3H445TS-W40</a>   | <b>\$18,983</b> | N1B          | 1522                          | 1.15           | 222            | 95.0       | 34.358           | 575         |          |
|     |     | 1800 | 444/5TS  | <a href="#">250180T3G445TS-W40</a>   | <b>\$15,513</b> | N1B          | 1623                          | 1.15           | 289            | 95.8       | 34.358           | 460         |          |
|     |     | 1800 | 444/5T   | <a href="#">250180T3G445T-W40</a>    | <b>\$15,513</b> | N1B          | 1679                          | 1.15           | 289            | 95.8       | 38.108           | 460         |          |
|     |     | 1800 | 444/5T   | <a href="#">250180T3GRB445T-W40</a>  | <b>\$15,513</b> | N1B          | 1691                          | 1.15           | 289            | 95.8       | 38.108           | 460         | 14       |
|     |     | 1800 | 444/5T   | <a href="#">250180T3H445T-W40</a>    | <b>\$15,513</b> | N1B          | 1680                          | 1.15           | 231            | 95.8       | 38.108           | 575         | 51       |
|     |     | 1200 | 447/9T   | <a href="#">250120T3G447/9T-W40</a>  | <b>\$27,249</b> | N1B          | 2379                          | 1.15           | 299            | 95.8       | 48.317           | 460         | 37       |
| 300 | 220 | 3600 | 444/5TS  | <a href="#">300360T3G445TS-W40</a>   | <b>\$22,294</b> | N1B          | 1593                          | 1.15           | 329            | 95.4       | 34.358           | 460         |          |
|     |     | 1800 | 447/9TS  | <a href="#">300180T3G447/9TS-W40</a> | <b>\$24,878</b> | N1B          | 2083                          | 1.15           | 324            | 95.8       | 42.959           | 460         |          |
|     |     | 1800 | 447/9T   | <a href="#">300180T3G447/9T-W40</a>  | <b>\$24,878</b> | N1B          | 2127                          | 1.15           | 324            | 95.8       | 48.317           | 460         |          |
|     |     | 1200 | 447/9T   | <a href="#">300120T3G447/9T-W40</a>  | <b>\$29,853</b> | N1B          | 2809                          | 1.15           | 366            | 95.4       | 48.317           | 460         | 37       |
| 350 | 260 | 3600 | 447/9TS  | <a href="#">350360T3G447/9TS-W40</a> | <b>\$25,055</b> | N1B          | 2108                          | 1.15           | 384            | 95.4       | 42.959           | 460         | 37       |
|     |     | 1800 | 447/9TS  | <a href="#">350180T3G447/9TS-W40</a> | <b>\$25,174</b> | N1B          | 2244                          | 1.15           | 396            | 95.8       | 42.959           | 460         |          |
|     |     | 1800 | 447/9T   | <a href="#">350180T3G447/9T-W40</a>  | <b>\$25,174</b> | N1B          | 2319                          | 1.15           | 396            | 95.8       | 48.317           | 460         |          |
| 400 | 300 | 3600 | 447/9TS  | <a href="#">400360T3G447/9TS-W40</a> | <b>\$26,678</b> | N1B          | 2189                          | 1.15           | 442            | 95.8       | 42.959           | 460         | 37       |
|     |     | 1800 | 447/9TS  | <a href="#">400180T3G447/9TS-W40</a> | <b>\$28,311</b> | N1B          | 2454                          | 1.15           | 452            | 95.8       | 42.959           | 460         |          |
|     |     | 1800 | 447/9T   | <a href="#">400180T3G447/9T-W40</a>  | <b>\$28,311</b> | N1B          | 2509                          | 1.15           | 452            | 95.8       | 48.317           | 460         |          |
| 450 | 330 | 3600 | 447/9TS  | <a href="#">450360T3G447/9TS-W40</a> | <b>\$28,239</b> | N1B          | 2294                          | 1.15           | 478            | 96.2       | 42.959           | 460         | 37       |
| 500 | 370 | 3600 | 447/9TS  | <a href="#">500360T3G447/9TS-W40</a> | <b>\$31,476</b> | N1B          | 2377                          | 1.15           | 536            | 96.2       | 42.959           | 460         | 37       |
| 550 | 400 | 3600 | 447/9TS  | <a href="#">550360T3G447/9TS-W40</a> | <b>\$32,629</b> | N1B          | 2452                          | 1.15           | 580            | 96.2       | 42.959           | 460         | 37       |
| 600 | 440 | 3600 | 447/9TS  | <a href="#">600360T3G447/9TS-W40</a> | <b>\$32,994</b> | N1B          | 2540                          | 1.15           | 638            | 96.2       | 42.959           | 460         | 37       |
| 700 | 515 | 3600 | 5010/11S | <a href="#">700360T3Q5010S-W40</a>   | <b>\$42,603</b> | N1B          | 3684                          | 1.15           | 764            | 96.2       | 56.000           | 460         | 37,43,51 |
| 800 | 595 | 3600 | 5010/11S | <a href="#">800360T3Q5010S-W40</a>   | <b>\$45,039</b> | N1B          | 3528                          | 1.15           | 885            | 96.2       | 56.000           | 460         | 37,43,51 |

Please refer to back cover for description of "NOTES"


For detailed specifications, data sheets, drawings and performance curves visit <http://www.weg.net>

Data subject to change without notice.

Can't find what you are looking for? Call 1-800-ASK-4WEG (275-4934)



# Three-Phase General Purpose Motors



## ODP - C-Face - Foot Mount

Three-Phase  
General Purpose  
Motors

| HP   | kW      | RPM  | Frame   | Catalog Number                   | List Price | Mult. Symbol                   | Approx. Shipping Weight (lbs) | Service Factor | FL Amps @ High | FL Eff (%) | "C" Dimension (in) | Voltage (V) | Notes  |
|------|---------|------|---------|----------------------------------|------------|--------------------------------|-------------------------------|----------------|----------------|------------|--------------------|-------------|--------|
| 0.25 | 0.18    | 3600 | 56C     | <a href="#">.25360T3E56C-S</a>   | \$259      | F2B                            | 19                            | 1.35           | 0.46           | 65.6       | 10.315             | 230/460     | 9      |
|      |         | 1800 | 56C     | <a href="#">.25180T3E56C-S</a>   | \$263      | F2B                            | 19                            | 1.35           | 0.53           | 69.5       | 9.921              | 230/460     | 9      |
|      |         | 1200 | 56C     | <a href="#">.25120T3E56C-S</a>   | \$316      | F2B                            | 21                            | 1.35           | 0.55           | 67.5       | 10.315             | 230/460     | 9;51   |
| 0.33 | 0.25    | 3600 | 56C     | <a href="#">.33360T3E56C-S</a>   | \$270      | F2B                            | 19                            | 1.35           | 0.61           | 69.5       | 10.315             | 230/460     | 9      |
|      |         | 1800 | 56C     | <a href="#">.33180T3E56C-S</a>   | \$284      | F2B                            | 20                            | 1.35           | 0.67           | 73.4       | 10.315             | 230/460     | 9      |
|      |         | 1200 | 56C     | <a href="#">.33120T3E56C-S</a>   | \$361      | F2B                            | 22                            | 1.35           | 0.70           | 71.4       | 10.315             | 230/460     | 9      |
| 0.5  | 0.37    | 3600 | 56C     | <a href="#">.50360T3E56C-S</a>   | \$286      | F2B                            | 20                            | 1.25           | 0.81           | 73.4       | 10.315             | 230/460     | 9      |
|      |         | 1800 | 56C     | <a href="#">.50180T3E56C-S</a>   | \$324      | F2B                            | 24                            | 1.25           | 0.86           | 78.2       | 10.709             | 230/460     | 9      |
|      |         | 1200 | 56C     | <a href="#">.50120T3E56C-S</a>   | \$377      | F2B                            | 25                            | 1.25           | 0.93           | 75.3       | 10.709             | 230/460     | 9      |
| 0.75 | 0.55    | 3600 | 56C     | <a href="#">.75360T3E56C-S</a>   | \$333      | F2B                            | 22                            | 1.25           | 1.14           | 76.8       | 10.709             | 230/460     | 9      |
|      |         | 1800 | 56C     | <a href="#">.75180T3E56C-S</a>   | \$358      | F2B                            | 27                            | 1.25           | 1.15           | 81.1       | 11.102             | 230/460     | 9      |
|      |         | 1800 | 56C     | <a href="#">.75180T3H56C-S</a>   | \$358      | F2B                            | 27                            | 1.25           | 0.92           | 81.1       | 11.102             | 575         | 9      |
|      |         | 1200 | 56HC    | <a href="#">.75120T3E56C-S</a>   | \$412      | F2B                            | 38                            | 1.15           | 1.26           | 81.7       | 12.677             | 230/460     | 9      |
| 1    | 0.75    | 3600 | 56C     | <a href="#">001360T3E56C-S</a>   | \$383      | F2B                            | 23                            | 1.25           | 1.51           | 77.0       | 10.709             | 230/460     | 9      |
|      |         | 1800 | 56C     | <a href="#">001180T3E56C-S</a>   | \$378      | F2B                            | 30                            | 1.15           | 1.57           | 83.5       | 11.495             | 230/460     | 9      |
|      |         | 1800 | 143/5TC | <a href="#">001180T3E143TC-S</a> | \$424      | N1S                            | 38                            | 1.15           | 1.50           | 85.5       | 11.181             | 230/460     | 9      |
|      |         | 1800 | 143/5TC | <a href="#">001180T3H143TC-S</a> | \$424      | N1S                            | 38                            | 1.15           | 1.20           | 85.5       | 11.181             | 575         | 9      |
|      |         | 1800 | 143/5TC | <a href="#">001180T3P143TC-S</a> | \$424      | N1S                            | 38                            | 1.15           | 3.50           | 85.5       | 11.181             | 200         | 9      |
|      |         | 1200 | 56HC    | <a href="#">001120T3E56C-S</a>   | \$486      | F2B                            | 42                            | 1.15           | 1.68           | 82.5       | 13.070             | 230/460     | 9      |
| 1.5  | 1.1     | 3600 | 56C     | <a href="#">001560T3E56C-S</a>   | \$408      | F2B                            | 30                            | 1.15           | 1.85           | 84.0       | 11.889             | 230/460     | 9      |
|      |         | 3600 | 143/5TC | <a href="#">001560T3E143TC-S</a> | \$476      | N1S                            | 33                            | 1.15           | 1.90           | 84.0       | 11.181             | 230/460     | 9      |
|      |         | 3600 | 143/5TC | <a href="#">001560T3H143TC-S</a> | \$476      | N1S                            | 33                            | 1.15           | 1.50           | 84.0       | 11.181             | 575         | 9      |
|      |         | 1800 | 56HC    | <a href="#">001580T3E56C-S</a>   | \$389      | F2B                            | 40                            | 1.15           | 2.10           | 86.5       | 12.677             | 230/460     | 9      |
|      |         | 1800 | 143/5TC | <a href="#">001580T3E145TC-S</a> | \$483      | N1S                            | 45                            | 1.15           | 2.10           | 86.5       | 12.362             | 230/460     | 9      |
|      |         | 1800 | 143/5TC | <a href="#">001580T3H145TC-S</a> | \$483      | N1S                            | 45                            | 1.15           | 1.70           | 86.5       | 12.362             | 575         | 9      |
|      |         | 1800 | 143/5TC | <a href="#">001580T3P145TC-S</a> | \$483      | N1S                            | 45                            | 1.15           | 4.80           | 86.5       | 12.362             | 200         | 9      |
| 2    | 1.5     | 3600 | 56HC    | <a href="#">002360T3E56C-S</a>   | \$464      | F2B                            | 38                            | 1.15           | 2.42           | 85.5       | 12.677             | 230/460     | 9      |
|      |         | 3600 | 143/5TC | <a href="#">002360T3E145TC-S</a> | \$521      | N1S                            | 40                            | 1.15           | 2.40           | 85.5       | 11.969             | 230/460     | 9      |
|      |         | 3600 | 143/5TC | <a href="#">002360T3H145TC-S</a> | \$521      | N1S                            | 40                            | 1.15           | 1.90           | 85.5       | 11.969             | 575         | 9;51   |
|      |         | 1800 | 56HC    | <a href="#">002180T3E56C-S</a>   | \$399      | F2B                            | 40                            | 1.15           | 2.69           | 86.5       | 12.677             | 230/460     | 9      |
|      |         | 1800 | 143/5TC | <a href="#">002180T3E145TC-S</a> | \$526      | N1S                            | 43                            | 1.15           | 2.70           | 86.5       | 12.362             | 230/460     | 9      |
|      |         | 1800 | 143/5TC | <a href="#">002180T3H145TC-S</a> | \$526      | N1S                            | 43                            | 1.15           | 2.20           | 86.5       | 12.362             | 575         | 9      |
|      |         | 1800 | 143/5TC | <a href="#">002180T3V145TC-S</a> | \$526      | N1S                            | 43                            | 1.15           | 3.10           | 86.5       | 12.362             | 200/400     | 9      |
|      |         | 1200 | 182/4TC | <a href="#">002120T3E184TC-S</a> | \$635      | N1S                            | 73                            | 1.15           | 3.00           | 87.5       | 14.764             | 230/460     | 9      |
|      |         | 1200 | 182/4TC | <a href="#">002120T3H184TC-S</a> | \$635      | N1S                            | 73                            | 1.15           | 2.40           | 87.5       | 14.764             | 575         | 9      |
|      |         | 3    | 2.2     | 3600                             | 56HC       | <a href="#">003360T3E56C-S</a> | \$513                         | F2B            | 42             | 1.15       | 3.59               | 85.5        | 13.070 |
| 3600 | 143/5TC |      |         | <a href="#">003360T3E145TC-S</a> | \$579      | N1S                            | 43                            | 1.15           | 3.60           | 85.5       | 12.362             | 230/460     | 9      |
| 3600 | 143/5TC |      |         | <a href="#">003360T3H145TC-S</a> | \$579      | N1S                            | 43                            | 1.15           | 2.90           | 85.5       | 12.362             | 575         | 9      |
| 3600 | 143/5TC |      |         | <a href="#">003360T3V145TC-S</a> | \$579      | N1S                            | 43                            | 1.15           | 4.10           | 85.5       | 12.362             | 200/400     | 9      |
| 1800 | 182/4TC |      |         | <a href="#">003180T3E182TC-S</a> | \$562      | N1S                            | 73                            | 1.15           | 3.90           | 89.5       | 15.157             | 230/460     | 9      |
| 1800 | 182/4TC |      |         | <a href="#">003180T3H182TC-S</a> | \$562      | N1S                            | 82                            | 1.15           | 3.10           | 89.5       | 15.157             | 575         | 9      |
| 1800 | 182/4TC |      |         | <a href="#">003180T3V182TC-S</a> | \$562      | N1S                            | 82                            | 1.15           | 4.40           | 89.5       | 15.157             | 200/400     | 9      |
| 1200 | 213/5TC |      |         | <a href="#">003120T3E213TC-S</a> | \$826      | N1S                            | 113                           | 1.15           | 4.20           | 88.5       | 16.575             | 230/460     | 9      |
| 1200 | 213/5TC |      |         | <a href="#">003120T3H213TC-S</a> | \$826      | N1S                            | 113                           | 1.15           | 3.30           | 88.5       | 16.575             | 575         | 9      |

continued on next page

Please refer to back cover for description of "NOTES"

For detailed specifications, data sheets, drawings and performance curves visit <http://www.weg.net>



## ODP - C-Face - Foot Mount - continued

| HP   | kW      | RPM                                | Frame   | Catalog Number                     | List Price | Mult. Symbol | Approx. Shipping Weight (lbs) | Service Factor | FL Amps @ High | FL. Eff (%) | "C" Dimension (in) | Voltage (V) | Notes |
|------|---------|------------------------------------|---------|------------------------------------|------------|--------------|-------------------------------|----------------|----------------|-------------|--------------------|-------------|-------|
| 5    | 3.7     | 3600                               | 182/4TC | <a href="#">005360T3E182TC-S</a>   | \$689      | N1S          | 61                            | 1.15           | 6.10           | 86.5        | 14.764             | 230/460     | 9     |
|      |         | 3600                               | 182/4TC | <a href="#">005360T3H182TC-S</a>   | \$689      | N1S          | 61                            | 1.15           | 4.90           | 86.5        | 14.764             | 575         | 9     |
|      |         | 3600                               | 182/4TC | <a href="#">005360T3V182TC-S</a>   | \$689      | N1S          | 61                            | 1.15           | 7.00           | 86.5        | 14.764             | 200/400     | 9     |
|      |         | 1800                               | 182/4TC | <a href="#">005180T3E184TC-S</a>   | \$668      | N1S          | 88                            | 1.15           | 6.30           | 89.5        | 16.339             | 230/460     | 9     |
|      |         | 1800                               | 182/4TC | <a href="#">005180T3H184TC-S</a>   | \$668      | N1S          | 97                            | 1.15           | 5.10           | 89.5        | 16.339             | 575         | 9     |
|      |         | 1800                               | 182/4TC | <a href="#">005180T3V184TC-S</a>   | \$668      | N1S          | 97                            | 1.15           | 7.30           | 89.5        | 16.339             | 200/400     | 9     |
|      |         | 1200                               | 213/5TC | <a href="#">005120T3E215TC-S</a>   | \$1,108    | N1S          | 135                           | 1.15           | 6.70           | 89.5        | 16.969             | 230/460     | 9     |
|      |         | 1200                               | 213/5TC | <a href="#">005120T3H215TC-S</a>   | \$1,108    | N1S          | 135                           | 1.15           | 5.40           | 89.5        | 16.969             | 575         | 9     |
| 7.5  | 5.5     | 3600                               | 182/4TC | <a href="#">007360T3E184TC-S</a>   | \$958      | N1S          | 76                            | 1.15           | 8.70           | 88.5        | 15.157             | 230/460     | 9     |
|      |         | 3600                               | 182/4TC | <a href="#">007360T3H184TC-S</a>   | \$958      | N1S          | 76                            | 1.15           | 6.90           | 88.5        | 15.157             | 575         | 9     |
|      |         | 1800                               | 213/5TC | <a href="#">007180T3E213TC-S</a>   | \$961      | N1S          | 125                           | 1.15           | 9.30           | 91.0        | 16.575             | 230/460     | 9     |
|      |         | 1800                               | 213/5TC | <a href="#">007180T3H213TC-S</a>   | \$961      | N1S          | 125                           | 1.15           | 7.40           | 91.0        | 16.575             | 575         | 9     |
|      |         | 1800                               | 213/5TC | <a href="#">007180T3V213TC-S</a>   | \$961      | N1S          | 125                           | 1.15           | 10.6           | 91.0        | 16.575             | 200/400     | 9     |
|      |         | 1200                               | 254/6TC | <a href="#">007120T3E254TC-S</a>   | \$1,535    | N1S          | 209                           | 1.15           | 10.2           | 90.2        | 20.472             | 230/460     | 9     |
|      |         | 1200                               | 254/6TC | <a href="#">007120T3H254TC-S</a>   | \$1,535    | N1S          | 209                           | 1.15           | 8.20           | 90.2        | 20.472             | 575         | 9     |
|      |         | 1200                               | 254TC   | <a href="#">007120T3E254TC-W40</a> | \$1,535    | N1B          | 247                           | 1.25           | 9.94           | 90.2        | 21.037             | 230/460     |       |
| 1200 | 254TC   | <a href="#">007120T3H254TC-W40</a> | \$1,535 | N1B                                | 255        | 1.25         | 7.95                          | 90.2           | 21.037         | 575         |                    |             |       |
| 10   | 7.5     | 3600                               | 213/5TC | <a href="#">010360T3E213TC-S</a>   | \$1,132    | N1S          | 126                           | 1.15           | 12.0           | 89.5        | 16.969             | 230/460     | 9     |
|      |         | 3600                               | 213/5TC | <a href="#">010360T3H213TC-S</a>   | \$1,132    | N1S          | 126                           | 1.15           | 9.60           | 89.5        | 16.969             | 575         | 9     |
|      |         | 3600                               | 213/5TC | <a href="#">010360T3V213TC-S</a>   | \$1,132    | N1S          | 126                           | 1.15           | 13.8           | 89.5        | 16.969             | 200/400     | 9     |
|      |         | 1800                               | 213/5TC | <a href="#">010180T3E215TC-S</a>   | \$1,153    | N1S          | 130                           | 1.15           | 12.4           | 91.7        | 16.575             | 230/460     | 9     |
|      |         | 1800                               | 213/5TC | <a href="#">010180T3H215TC-S</a>   | \$1,153    | N1S          | 130                           | 1.15           | 9.90           | 91.7        | 16.575             | 575         | 9     |
|      |         | 1800                               | 213/5TC | <a href="#">010180T3V215TC-S</a>   | \$1,153    | N1S          | 130                           | 1.15           | 14.3           | 91.7        | 16.575             | 200/400     | 9     |
|      |         | 1200                               | 254/6TC | <a href="#">010120T3E256TC-S</a>   | \$1,785    | N1S          | 237                           | 1.15           | 13.9           | 91.7        | 20.472             | 230/460     | 9     |
|      |         | 1200                               | 254/6TC | <a href="#">010120T3H256TC-S</a>   | \$1,785    | N1S          | 237                           | 1.15           | 11.1           | 91.7        | 20.472             | 575         | 9     |
|      |         | 1200                               | 254/6TC | <a href="#">010120T3E256TC-W40</a> | \$1,785    | N1B          | 282                           | 1.25           | 12.8           | 91.7        | 22.785             | 230/460     |       |
| 1200 | 254/6TC | <a href="#">010120T3H256TC-W40</a> | \$1,785 | N1B                                | 276        | 1.25         | 10.2                          | 91.7           | 22.785         | 575         |                    |             |       |
| 15   | 11      | 3600                               | 213/5TC | <a href="#">015360T3E215TC-S</a>   | \$1,543    | N1S          | 141                           | 1.15           | 17.2           | 90.2        | 17.756             | 230/460     | 9     |
|      |         | 3600                               | 213/5TC | <a href="#">015360T3H215TC-S</a>   | \$1,543    | N1S          | 141                           | 1.15           | 13.8           | 90.2        | 17.756             | 575         | 9     |
|      |         | 3600                               | 213/5TC | <a href="#">015360T3V215TC-S</a>   | \$1,543    | N1S          | 141                           | 1.15           | 19.8           | 90.2        | 17.756             | 200/400     | 9     |
|      |         | 1800                               | 254/6TC | <a href="#">015180T3E254TC-S</a>   | \$1,545    | N1S          | 211                           | 1.15           | 18.6           | 93.0        | 20.472             | 230/460     | 9     |
|      |         | 1800                               | 254/6TC | <a href="#">015180T3H254TC-S</a>   | \$1,545    | N1S          | 211                           | 1.15           | 14.9           | 93.0        | 20.472             | 575         | 9     |
|      |         | 1800                               | 254/6TC | <a href="#">015180T3V254TC-S</a>   | \$1,545    | N1S          | 211                           | 1.15           | 21.4           | 93.0        | 20.472             | 200/400     | 9     |
|      |         | 1800                               | 254TC   | <a href="#">015180T3E254TC-W40</a> | \$1,545    | N1B          | 290                           | 1.25           | 17.5           | 93.0        | 21.037             | 230/460     |       |
|      |         | 1800                               | 254TC   | <a href="#">015180T3H254TC-W40</a> | \$1,545    | N1B          | 289                           | 1.25           | 14.0           | 93.0        | 21.037             | 575         |       |
|      |         | 1800                               | 254TC   | <a href="#">015180T3V254TC-W40</a> | \$1,545    | N1B          | 264                           | 1.25           | 20.1           | 93.0        | 21.037             | 200/400     |       |
|      |         | 1200                               | 284TC   | <a href="#">015120T3E284TC-W40</a> | \$2,497    | N1B          | 346                           | 1.25           | 18.4           | 91.7        | 23.158             | 230/460     |       |
| 1200 | 284TC   | <a href="#">015120T3H284TC-W40</a> | \$2,497 | N1B                                | 346        | 1.25         | 14.0                          | 93.0           | 23.158         | 575         |                    |             |       |

continued on next page

Three-Phase  
General Purpose  
Motors

Please refer to back cover for description of "NOTES"

For detailed specifications, data sheets, drawings and performance curves visit <http://www.weg.net>

Data subject to change without notice.

Can't find what you are looking for? Call 1-800-ASK-4WEG (275-4934)

## ODP - C-Face - Foot Mount - *continued*

 Three-Phase  
General Purpose  
Motors

| HP | kW   | RPM  | Frame    | Catalog Number                      | List Price | Mult. Symbol | Approx. Shipping Weight (lbs) | Service Factor | FL Amps @ High | FL Eff (%) | "C" Dimension (in) | Voltage (V) | Notes |
|----|------|------|----------|-------------------------------------|------------|--------------|-------------------------------|----------------|----------------|------------|--------------------|-------------|-------|
| 20 | 15   | 3600 | 254/6TC  | <a href="#">020360T3E254TC-S</a>    | \$1,828    | N1S          | 187                           | 1.15           | 23.8           | 91.0       | 20.472             | 230/460     | 9     |
|    |      | 3600 | 254/6TC  | <a href="#">020360T3H254TC-S</a>    | \$1,828    | N1S          | 187                           | 1.15           | 19.0           | 91.0       | 20.472             | 575         | 9     |
|    |      | 3600 | 254TC    | <a href="#">020360T3E254TC-W40</a>  | \$1,828    | N1B          | 221                           | 1.25           | 24.3           | 91.0       | 21.037             | 230/460     |       |
|    |      | 3600 | 254TC    | <a href="#">020360T3H254TC-W40</a>  | \$1,828    | N1B          | 221                           | 1.25           | 19.4           | 91.0       | 21.037             | 575         |       |
|    |      | 1800 | 254/6TC  | <a href="#">020180T3E256TC-S</a>    | \$1,900    | N1S          | 235                           | 1.15           | 25.0           | 93.0       | 20.472             | 230/460     | 9     |
|    |      | 1800 | 254/6TC  | <a href="#">020180T3H256TC-S</a>    | \$1,900    | N1S          | 235                           | 1.15           | 20.0           | 93.0       | 20.472             | 575         | 9     |
|    |      | 1800 | 254/6TC  | <a href="#">020180T3V256TC-S</a>    | \$1,900    | N1S          | 235                           | 1.15           | 28.8           | 93.0       | 20.472             | 200/400     | 9     |
|    |      | 1800 | 254/6TC  | <a href="#">020180T3E256TC-W40</a>  | \$1,900    | N1B          | 326                           | 1.25           | 24.1           | 93.0       | 22.785             | 230/460     |       |
|    |      | 1800 | 254/6TC  | <a href="#">020180T3H256TC-W40</a>  | \$1,900    | N1B          | 300                           | 1.25           | 19.3           | 93.0       | 22.785             | 575         |       |
|    |      | 1800 | 254/6TC  | <a href="#">020180T3V256TC-W40</a>  | \$1,900    | N1B          | 301                           | 1.25           | 27.7           | 93.0       | 22.785             | 200/400     |       |
|    |      | 1200 | 284/6TC  | <a href="#">020120T3E286TC-W40</a>  | \$3,119    | N1B          | 422                           | 1.25           | 24.3           | 92.4       | 24.658             | 230/460     |       |
|    |      | 1200 | 284/6TC  | <a href="#">020120T3H286TC-W40</a>  | \$3,119    | N1B          | 421                           | 1.25           | 19.4           | 92.4       | 24.658             | 575         |       |
| 25 | 18.5 | 3600 | 254/6TC  | <a href="#">025360T3E256TC-S</a>    | \$2,207    | N1S          | 202                           | 1.15           | 29.1           | 91.7       | 20.472             | 230/460     | 9     |
|    |      | 3600 | 254/6TC  | <a href="#">025360T3H256TC-S</a>    | \$2,207    | N1S          | 202                           | 1.15           | 23.3           | 91.7       | 20.472             | 575         | 9     |
|    |      | 3600 | 254/6TC  | <a href="#">025360T3E256TC-W40</a>  | \$2,207    | N1B          | 266                           | 1.25           | 28.8           | 91.7       | 22.785             | 230/460     |       |
|    |      | 3600 | 254/6TC  | <a href="#">025360T3H256TC-W40</a>  | \$2,207    | N1B          | 262                           | 1.25           | 23.0           | 91.7       | 22.785             | 575         |       |
|    |      | 1800 | 284TC    | <a href="#">025180T3E284TC-W40</a>  | \$2,245    | N1B          | 388                           | 1.25           | 29.5           | 93.6       | 23.158             | 230/460     |       |
|    |      | 1800 | 284TC    | <a href="#">025180T3H284TC-W40</a>  | \$2,245    | N1B          | 387                           | 1.25           | 23.6           | 93.6       | 23.158             | 575         |       |
|    |      | 1800 | 284TC    | <a href="#">025180T3V284TC-W40</a>  | \$2,245    | N1B          | 387                           | 1.25           | 33.9           | 93.6       | 23.158             | 200/400     |       |
|    |      | 1200 | 324TC    | <a href="#">025120T3E324TC-W40</a>  | \$3,619    | N1B          | 501                           | 1.25           | 30.8           | 93.0       | 25.807             | 230/460     |       |
| 30 | 22   | 3600 | 284TSC   | <a href="#">030360T3E284TSC-W40</a> | \$2,572    | N1B          | 339                           | 1.25           | 35.0           | 91.7       | 21.783             | 230/460     |       |
|    |      | 3600 | 284TSC   | <a href="#">030360T3H284TSC-W40</a> | \$2,572    | N1B          | 338                           | 1.25           | 28.0           | 91.7       | 21.783             | 575         |       |
|    |      | 3600 | 284TSC   | <a href="#">030360T3V284TSC-W40</a> | \$2,572    | N1B          | 340                           | 1.25           | 40.3           | 91.7       | 21.783             | 200/400     |       |
|    |      | 1800 | 284/6TC  | <a href="#">030180T3E286TC-W40</a>  | \$2,615    | N1B          | 434                           | 1.25           | 34.9           | 94.1       | 24.658             | 230/460     |       |
|    |      | 1800 | 284/6TC  | <a href="#">030180T3H286TC-W40</a>  | \$2,615    | N1B          | 434                           | 1.25           | 27.9           | 94.1       | 24.658             | 575         |       |
|    |      | 1800 | 284/6TC  | <a href="#">030180T3V286TC-W40</a>  | \$2,615    | N1B          | 434                           | 1.25           | 40.1           | 94.1       | 24.658             | 200/400     |       |
|    |      | 1200 | 324/6TC  | <a href="#">030120T3E326TC-W40</a>  | \$3,990    | N1B          | 564                           | 1.25           | 36.0           | 93.6       | 27.307             | 230/460     |       |
| 40 | 30   | 3600 | 284/6TSC | <a href="#">040360T3E286TSC-W40</a> | \$3,393    | N1B          | 383                           | 1.25           | 46.8           | 92.4       | 23.283             | 230/460     |       |
|    |      | 3600 | 284/6TSC | <a href="#">040360T3H286TSC-W40</a> | \$3,393    | N1B          | 396                           | 1.25           | 37.4           | 92.4       | 23.283             | 575         |       |
|    |      | 1800 | 324TSC   | <a href="#">040180T3E324TSC-W40</a> | \$3,195    | N1B          | 573                           | 1.25           | 47.6           | 94.1       | 24.307             | 230/460     |       |
|    |      | 1800 | 324TC    | <a href="#">040180T3E324TC-W40</a>  | \$3,195    | N1B          | 497                           | 1.25           | 47.6           | 94.1       | 25.807             | 230/460     |       |
|    |      | 1800 | 324TC    | <a href="#">040180T3H324TC-W40</a>  | \$3,195    | N1B          | 489                           | 1.25           | 38.1           | 94.1       | 25.807             | 575         |       |
|    |      | 1200 | 364/5TC  | <a href="#">040120T3E364TC-W40</a>  | \$5,938    | N1B          | 881                           | 1.25           | 47.1           | 94.1       | 29.725             | 230/460     |       |
| 50 | 37   | 3600 | 324TSC   | <a href="#">050360T3H324TSC*</a>    | \$3,920    | N1B          | 521                           | 1.15           | 47.3           | 93.0       | 24.685             | 575         |       |
|    |      | 3600 | 324TSC   | <a href="#">050360T3E324TSC-W40</a> | \$3,920    | N1B          | 474                           | 1.25           | 58.7           | 93.0       | 24.307             | 230/460     |       |
|    |      | 3600 | 324TSC   | <a href="#">050360T3H324TSC-W40</a> | \$3,920    | N1B          | 471                           | 1.25           | 47.0           | 93.0       | 24.307             | 575         |       |
|    |      | 1800 | 324/6TSC | <a href="#">050180T3E326TSC-W40</a> | \$3,888    | N1B          | 557                           | 1.25           | 58.5           | 94.5       | 25.807             | 230/460     |       |
|    |      | 1800 | 324/6TC  | <a href="#">050180T3E326TC-W40</a>  | \$3,888    | N1B          | 560                           | 1.25           | 58.5           | 94.5       | 27.307             | 230/460     |       |
|    |      | 1800 | 324/6TC  | <a href="#">050180T3H326TC-W40</a>  | \$3,888    | N1B          | 551                           | 1.25           | 46.8           | 94.5       | 27.307             | 575         |       |
|    |      | 1200 | 364/5TC  | <a href="#">050120T3E365TC-W40</a>  | \$6,786    | N1B          | 912                           | 1.25           | 58.1           | 94.1       | 29.725             | 230/460     |       |
| 60 | 45   | 3600 | 324/6TSC | <a href="#">060360T3E326TSC-W40</a> | \$4,681    | N1B          | 520                           | 1.25           | 71.0           | 93.6       | 25.807             | 230/460     |       |
|    |      | 1800 | 364/5TC  | <a href="#">060180T3E364TC-W40</a>  | \$4,837    | N1B          | 881                           | 1.25           | 69.9           | 95.0       | 29.725             | 230/460     |       |
|    |      | 1800 | 364/5TC  | <a href="#">060180T3H364TC-W40</a>  | \$4,837    | N1B          | 878                           | 1.25           | 55.9           | 95.0       | 29.725             | 575         |       |

*continued on next page*

Please refer to back cover for description of "NOTES"

For detailed specifications, data sheets, drawings and performance curves visit <http://www.weg.net>



## ODP - C-Face - Foot Mount - continued

| HP  | kW  | RPM  | Frame    | Catalog Number                      | List Price      | Mult. Symbol | Approx. Shipping Weight (lbs) | Service Factor | FL Amps @ High | FL. Eff (%) | "C" Dimension (in) | Voltage (V) | Notes |
|-----|-----|------|----------|-------------------------------------|-----------------|--------------|-------------------------------|----------------|----------------|-------------|--------------------|-------------|-------|
| 75  | 55  | 3600 | 364/5TSC | <a href="#">075360T3E364TSC-W40</a> | <b>\$6,193</b>  | N1B          | 816                           | 1.25           | 84.8           | 93.6        | 27.600             | 230/460     |       |
|     |     | 1800 | 364/5TC  | <a href="#">075180T3E365TC-W40</a>  | <b>\$6,052</b>  | N1B          | 905                           | 1.25           | 85.5           | 95.0        | 29.725             | 230/460     |       |
|     |     | 1800 | 364/5TC  | <a href="#">075180T3H365TC-W40</a>  | <b>\$6,052</b>  | N1B          | 902                           | 1.25           | 68.4           | 95.0        | 29.725             | 575         |       |
| 100 | 75  | 1800 | 404/5TSC | <a href="#">100180T3E404TSC-W40</a> | <b>\$7,587</b>  | N1B          | 1074                          | 1.25           | 115            | 95.4        | 31.100             | 230/460     |       |
|     |     | 1800 | 404/5TSC | <a href="#">100180T3H404TSC-W40</a> | <b>\$7,587</b>  | N1B          | 1069                          | 1.25           | 92.0           | 95.4        | 31.100             | 575         |       |
|     |     | 1800 | 404/5TC  | <a href="#">100180T3E404TC-W40</a>  | <b>\$7,587</b>  | N1B          | 1088                          | 1.25           | 115            | 95.4        | 34.100             | 230/460     |       |
|     |     | 1800 | 404/5TC  | <a href="#">100180T3H404TC-W40</a>  | <b>\$7,587</b>  | N1B          | 1083                          | 1.25           | 92.0           | 95.4        | 34.100             | 575         |       |
| 125 | 90  | 1800 | 404/5TSC | <a href="#">125180T3E405TSC-W40</a> | <b>\$8,427</b>  | N1B          | 1150                          | 1.25           | 138            | 95.4        | 31.100             | 230/460     |       |
|     |     | 1800 | 404/5TSC | <a href="#">125180T3G405TSC-W40</a> | <b>\$8,427</b>  | N1B          | 1145                          | 1.25           | 138            | 95.4        | 31.100             | 460         |       |
|     |     | 1800 | 404/5TC  | <a href="#">125180T3E405TC-W40</a>  | <b>\$8,427</b>  | N1B          | 1164                          | 1.25           | 138            | 95.4        | 34.100             | 230/460     |       |
|     |     | 1800 | 404/5TC  | <a href="#">125180T3G405TC-W40</a>  | <b>\$8,427</b>  | N1B          | 1159                          | 1.25           | 138            | 95.4        | 34.100             | 460         |       |
|     |     | 1800 | 404/5TC  | <a href="#">125180T3H405TC-W40</a>  | <b>\$8,427</b>  | N1B          | 1158                          | 1.25           | 110            | 95.4        | 34.100             | 575         |       |
| 150 | 110 | 3600 | 404/5TSC | <a href="#">150360T3G405TSC-W40</a> | <b>\$11,862</b> | N1B          | 1014                          | 1.25           | 167            | 94.1        | 31.100             | 460         |       |
|     |     | 1800 | 444/5TSC | <a href="#">150180T3G444TSC-W40</a> | <b>\$11,228</b> | N1B          | 1522                          | 1.25           | 170            | 95.8        | 34.358             | 460         |       |
|     |     | 1800 | 444/5TC  | <a href="#">150180T3G444TC-W40</a>  | <b>\$11,228</b> | N1B          | 1583                          | 1.25           | 170            | 95.8        | 38.325             | 460         |       |
|     |     | 1800 | 444/5TC  | <a href="#">150180T3H444TC-W40</a>  | <b>\$11,228</b> | N1B          | 1582                          | 1.25           | 136            | 95.8        | 38.325             | 575         |       |
| 200 | 150 | 3600 | 444/5TSC | <a href="#">200360T3G444TSC-W40</a> | <b>\$15,064</b> | N1B          | 1463                          | 1.15           | 225            | 95.0        | 34.358             | 460         |       |
|     |     | 1800 | 444/5TC  | <a href="#">200180T3G445TC-W40</a>  | <b>\$13,564</b> | N1B          | 1657                          | 1.15           | 234            | 95.8        | 38.325             | 460         |       |
| 250 | 185 | 3600 | 444/5TSC | <a href="#">250360T3G445TSC-W40</a> | <b>\$19,543</b> | N1B          | 1575                          | 1.15           | 278            | 95.0        | 34.358             | 460         |       |
|     |     | 1800 | 444/5TC  | <a href="#">250180T3G445TC-W40</a>  | <b>\$16,073</b> | N1B          | 1733                          | 1.15           | 289            | 95.8        | 38.325             | 460         |       |

\* To be discontinued and replaced by W40 model once inventory is depleted.

Please refer to back cover for description of "NOTES"

For detailed specifications, data sheets, drawings and performance curves visit <http://www.weg.net>

Data subject to change without notice.

Can't find what you are looking for? Call 1-800-ASK-4WEG (275-4934)

# Three-Phase General Purpose Motors



## ODP - C-Face - Footless

Three-Phase  
General Purpose  
Motors

| HP   | kW   | RPM  | Frame   | Catalog Number                    | List Price | Mult. Symbol | Approx. Shipping Weight (lbs) | Service Factor | FL Amps @ High | FL Eff (%) | "C" Dimension (in) | Voltage (V) | Notes   |
|------|------|------|---------|-----------------------------------|------------|--------------|-------------------------------|----------------|----------------|------------|--------------------|-------------|---------|
| 0.25 | 0.18 | 1800 | 56C     | <a href="#">.25180T3E56CFL-S</a>  | \$263      | F2B          | 19                            | 1.35           | 0.53           | 66.0       | 9.921              | 230/460     | 9,20    |
|      |      | 1800 | 56C     | <a href="#">.25180T3H56CFL-S</a>  | \$263      | F2B          | 19                            | 1.35           | 0.42           | 69.5       | 9.921              | 575         | 9,20    |
| 0.33 | 0.25 | 3600 | 56C     | <a href="#">.33360T3E56CFL-S</a>  | \$270      | F2B          | 19                            | 1.35           | 0.61           | 69.5       | 10.315             | 230/460     | 9,20    |
|      |      | 1800 | 56C     | <a href="#">.33180T3E56CFL-S</a>  | \$284      | F2B          | 20                            | 1.35           | 0.67           | 73.4       | 10.315             | 230/460     | 9,20    |
|      |      | 1800 | 56C     | <a href="#">.33180T3H56CFL-S</a>  | \$284      | F2B          | 20                            | 1.35           | 0.54           | 73.4       | 10.315             | 575         | 9,20    |
| 0.5  | 0.37 | 3600 | 56C     | <a href="#">.50360T3E56CFL-S</a>  | \$286      | F2B          | 20                            | 1.25           | 0.81           | 73.4       | 10.315             | 230/460     | 9,20    |
|      |      | 1800 | 56C     | <a href="#">.50180T3E56CFL-S</a>  | \$324      | F2B          | 24                            | 1.25           | 0.86           | 78.2       | 10.709             | 230/460     | 9,20    |
|      |      | 1800 | 56C     | <a href="#">.50180T3H56CFL-S</a>  | \$324      | F2B          | 24                            | 1.25           | 0.69           | 78.2       | 10.709             | 575         | 9,20    |
| 0.75 | 0.55 | 3600 | 56C     | <a href="#">.75360T3E56CFL-S</a>  | \$333      | F2B          | 22                            | 1.25           | 1.14           | 76.8       | 10.709             | 230/460     | 9,20    |
|      |      | 1800 | 56C     | <a href="#">.75180T3E56CFL-S</a>  | \$358      | F2B          | 27                            | 1.25           | 1.15           | 81.1       | 11.102             | 230/460     | 9,20    |
|      |      | 1800 | 56C     | <a href="#">.75180T3H56CFL-S</a>  | \$358      | F2B          | 27                            | 1.25           | 0.92           | 81.1       | 11.102             | 575         | 9,20    |
| 1    | 0.75 | 3600 | 56C     | <a href="#">001360T3E56CFL-S</a>  | \$383      | F2B          | 23                            | 1.25           | 1.51           | 77.0       | 10.709             | 230/460     | 9,20    |
|      |      | 1800 | 56C     | <a href="#">001180T3E56CFL-S</a>  | \$378      | F2B          | 30                            | 1.15           | 1.57           | 83.5       | 11.495             | 230/460     | 9,20    |
|      |      | 1800 | 56C     | <a href="#">001180T3H56CFL-S</a>  | \$378      | F2B          | 30                            | 1.15           | 1.26           | 83.5       | 11.495             | 575         | 9,20    |
|      |      | 1800 | 143/5T  | <a href="#">001180T3ER143TC-S</a> | \$479      | N1S          | 34                            | 1.15           | 1.51           | 85.5       | 12.952             | 230/460     | 9,20    |
| 1.5  | 1.1  | 3600 | 56C     | <a href="#">001560T3E56CFL-S</a>  | \$408      | F2B          | 30                            | 1.15           | 1.85           | 84.0       | 11.889             | 230/460     | 9,20    |
|      |      | 3600 | 143/5T  | <a href="#">001560T3ER143TC-S</a> | \$531      | N1S          | 29                            | 1.15           | 1.85           | 84.0       | 12.952             | 230/460     | 9,20,51 |
|      |      | 1800 | 56C     | <a href="#">001580T3E56CFL-S</a>  | \$389      | F2B          | 40                            | 1.15           | 2.10           | 86.5       | 12.677             | 230/460     | 9,20    |
|      |      | 1800 | 56C     | <a href="#">001580T3H56CFL-S</a>  | \$389      | F2B          | 40                            | 1.15           | 1.68           | 86.5       | 12.677             | 575         | 9,20    |
|      |      | 1800 | 143/5T  | <a href="#">001580T3ER145TC-S</a> | \$538      | N1S          | 42                            | 1.15           | 2.07           | 86.5       | 13.739             | 230/460     | 9,20    |
| 2    | 1.5  | 3600 | 56C     | <a href="#">002360T3E56CFL-S</a>  | \$464      | F2B          | 38                            | 1.15           | 2.42           | 85.5       | 12.677             | 230/460     | 9,20    |
|      |      | 3600 | 143/5T  | <a href="#">002360T3ER145TC-S</a> | \$576      | N1S          | 37                            | 1.15           | 2.42           | 85.5       | 13.346             | 230/460     | 9,20    |
|      |      | 1800 | 56C     | <a href="#">002180T3E56CFL-S</a>  | \$399      | F2B          | 40                            | 1.15           | 2.69           | 86.5       | 12.677             | 230/460     | 9,20    |
|      |      | 1800 | 56C     | <a href="#">002180T3H56CFL-S</a>  | \$399      | F2B          | 40                            | 1.15           | 2.15           | 86.5       | 12.677             | 575         | 9,20    |
|      |      | 1800 | 143/5T  | <a href="#">002180T3ER145TC-S</a> | \$581      | N1S          | 39                            | 1.15           | 2.69           | 86.5       | 13.739             | 230/460     | 9,20    |
|      |      | 1200 | 182/4TC | <a href="#">002120T3ER184TC-S</a> | \$635      | N1S          | 73                            | 1.15           | 3.00           | 87.5       | 14.764             | 230/461     | 9,20    |
| 3    | 2.2  | 3600 | 56C     | <a href="#">003360T3E56CFL-S</a>  | \$513      | F2B          | 42                            | 1.15           | 3.59           | 85.5       | 13.070             | 230/460     | 9,20    |
|      |      | 3600 | 143/5T  | <a href="#">003360T3ER145TC-S</a> | \$634      | N1S          | 40                            | 1.15           | 3.59           | 85.5       | 13.739             | 230/460     | 9,20    |
|      |      | 1800 | 182/4T  | <a href="#">003180T3ER182TC-S</a> | \$620      | N1S          | 66                            | 1.15           | 3.86           | 89.5       | 16.534             | 230/460     | 9,20,51 |
| 5    | 3.7  | 3600 | 182/4T  | <a href="#">005360T3ER182TC-S</a> | \$747      | N1S          | 59                            | 1.15           | 6.10           | 86.5       | 16.141             | 230/460     | 9,20    |
|      |      | 1800 | 182/4T  | <a href="#">005180T3ER184TC-S</a> | \$726      | N1S          | 80                            | 1.15           | 6.33           | 89.5       | 17.716             | 230/460     | 9,20    |
| 7.5  | 5.5  | 3600 | 182/4T  | <a href="#">007360T3ER184TC-S</a> | \$1,016    | N1S          | 70                            | 1.15           | 8.67           | 88.5       | 16.534             | 230/460     | 9,20    |
|      |      | 1800 | 213/5T  | <a href="#">007180T3ER213TC-S</a> | \$1,043    | N1S          | 116                           | 1.15           | 9.25           | 91.0       | 18.780             | 230/460     | 9,20    |
| 10   | 7.5  | 3600 | 213/5T  | <a href="#">010360T3ER213TC-S</a> | \$1,214    | N1S          | 117                           | 1.15           | 12.0           | 89.5       | 19.174             | 230/460     | 9,20    |
|      |      | 1800 | 213/5T  | <a href="#">010180T3ER215TC-S</a> | \$1,235    | N1S          | 137                           | 1.15           | 12.4           | 91.7       | 18.780             | 230/460     | 9,20    |
| 15   | 11   | 3600 | 213/5T  | <a href="#">015360T3ER215TC-S</a> | \$1,625    | N1S          | 131                           | 1.15           | 17.2           | 90.2       | 19.961             | 230/460     | 9,20    |
|      |      | 1800 | 254/6T  | <a href="#">015180T3ER254TC-S</a> | \$1,643    | N1S          | 175                           | 1.15           | 18.6           | 93.0       | 22.401             | 230/460     | 9,20    |
| 20   | 15   | 3600 | 254/6T  | <a href="#">020360T3ER254TC-S</a> | \$1,926    | N1S          | 151                           | 1.15           | 23.8           | 91.0       | 22.401             | 230/460     | 9,20    |
|      |      | 1800 | 254/6T  | <a href="#">020180T3ER256TC-S</a> | \$1,998    | N1S          | 198                           | 1.15           | 25.0           | 93.0       | 22.401             | 230/460     | 9,20    |

## ODP - Resilient Base



| HP   | kW   | RPM  | Frame | Catalog Number                  | List Price | Mult. Symbol | Approx. Shipping Weight (lbs) | Service Factor | FL Amps @ High | FL Eff (%) | "C" Dimension (in) | Voltage (V) | Notes |
|------|------|------|-------|---------------------------------|------------|--------------|-------------------------------|----------------|----------------|------------|--------------------|-------------|-------|
| 0.33 | 0.25 | 1800 | 56    | <a href="#">.33180T3ERB56-S</a> | \$314      | F2B          | 22                            | 1.35           | 0.67           | 73.4       | 10.827             | 230/460     | 9,13  |
| 0.5  | 0.37 | 1800 | 56    | <a href="#">.50180T3ERB56-S</a> | \$354      | F2B          | 25                            | 1.25           | 0.86           | 78.2       | 11.220             | 230/460     | 9,13  |
| 0.75 | 0.55 | 1800 | 56    | <a href="#">.75180T3ERB56-S</a> | \$388      | F2B          | 28                            | 1.25           | 1.15           | 81.1       | 11.614             | 230/460     | 9,13  |
| 1    | 0.75 | 1800 | 56    | <a href="#">001180T3ERB56-S</a> | \$408      | F2B          | 31                            | 1.15           | 1.57           | 83.5       | 12.008             | 230/460     | 9,13  |
| 1.5  | 1.1  | 1800 | 56H   | <a href="#">001580T3ERB56-S</a> | \$419      | F2B          | 42                            | 1.15           | 2.10           | 86.5       | 13.189             | 230/460     | 9,13  |

Please refer to back cover for description of "NOTES"

For detailed specifications, data sheets, drawings and performance curves visit <http://www.weg.net>



# Three-Phase General Purpose Motors

WITH INTERNAL AEGIS® SGR

## TEFC - Three-Phase - Foot Mount and Foot Mount with C-Face

Three-Phase  
General Purpose  
Motors

| HP  | kW   | RPM  | Frame   | Catalog Number                    | List Price | Mult. Symbol | Approx. Shipping Weight (lbs) | Service Factor | FL Amps @ High | FL Eff (%) | "C" Dimension (in) | Voltage (V) | Notes   |
|-----|------|------|---------|-----------------------------------|------------|--------------|-------------------------------|----------------|----------------|------------|--------------------|-------------|---------|
| 1   | 0.75 | 3600 | 143/5T  | <a href="#">00136ET3E143T-SG</a>  | \$560      | RSP          | 31                            | 1.15           | 1.40           | 78.5       | 13.189             | 230/460     | 9;34    |
|     |      | 3600 | 143/5T  | <a href="#">00136ET3H143T-SG</a>  | \$560      | RSP          | 31                            | 1.15           | 1.10           | 78.5       | 13.189             | 575         | 9;34    |
|     |      | 1800 | 143/5T  | <a href="#">00118ET3E143T-SG</a>  | \$599      | RSP          | 42                            | 1.15           | 1.50           | 85.5       | 13.583             | 230/460     | 9;34    |
|     |      | 1800 | 143/5T  | <a href="#">00118ET3H143T-SG</a>  | \$599      | RSP          | 42                            | 1.15           | 1.20           | 85.5       | 13.583             | 575         | 9;34    |
|     |      | 1800 | 143/5T  | <a href="#">00118ET3V143T-SG</a>  | \$599      | RSP          | 42                            | 1.15           | 1.70           | 85.5       | 13.583             | 200/400     | 9;34    |
|     |      | 1200 | 143/5T  | <a href="#">00112ET3E145T-SG</a>  | \$669      | RSP          | 43                            | 1.15           | 1.60           | 82.5       | 13.583             | 230/460     | 9;34    |
|     |      | 1200 | 143/5T  | <a href="#">00112ET3H145T-SG</a>  | \$669      | RSP          | 43                            | 1.15           | 1.30           | 82.5       | 13.583             | 575         | 9;34    |
| 1.5 | 1.1  | 3600 | 143/5T  | <a href="#">00156ET3E143T-SG</a>  | \$613      | RSP          | 39                            | 1.15           | 1.90           | 84.0       | 13.189             | 230/460     | 9;34    |
|     |      | 3600 | 143/5T  | <a href="#">00156ET3H143T-SG</a>  | \$613      | RSP          | 39                            | 1.15           | 1.50           | 84.0       | 13.189             | 575         | 9;34    |
|     |      | 1800 | 143/5T  | <a href="#">00158ET3E145T-SG</a>  | \$620      | RSP          | 43                            | 1.15           | 2.00           | 86.5       | 13.583             | 230/460     | 9;34    |
|     |      | 1800 | 143/5T  | <a href="#">00158ET3H145T-SG</a>  | \$620      | RSP          | 43                            | 1.15           | 1.60           | 86.5       | 13.583             | 575         | 9;34    |
|     |      | 1800 | 143/5T  | <a href="#">00158ET3V145T-SG</a>  | \$620      | RSP          | 43                            | 1.15           | 2.30           | 86.5       | 13.583             | 200/400     | 9;34    |
|     |      | 1200 | 182/4T  | <a href="#">00152ET3E182T-SG</a>  | \$826      | RSP          | 76                            | 1.15           | 2.20           | 87.5       | 16.339             | 230/460     | 9;34    |
|     |      | 1200 | 182/4T  | <a href="#">00152ET3H182T-SG</a>  | \$826      | RSP          | 76                            | 1.15           | 1.80           | 87.5       | 16.339             | 575         | 9;34    |
| 2   | 1.5  | 3600 | 143/5T  | <a href="#">00236ET3E145T-SG</a>  | \$654      | RSP          | 45                            | 1.15           | 2.50           | 85.5       | 13.976             | 230/460     | 9;34    |
|     |      | 3600 | 143/5T  | <a href="#">00236ET3H145T-SG</a>  | \$654      | RSP          | 45                            | 1.15           | 2.00           | 85.5       | 13.976             | 575         | 9;34    |
|     |      | 1800 | 143/5T  | <a href="#">00218ET3E145T-SG</a>  | \$673      | RSP          | 47                            | 1.15           | 2.70           | 86.5       | 13.976             | 230/460     | 9;34    |
|     |      | 1800 | 143/5T  | <a href="#">00218ET3H145T-SG</a>  | \$673      | RSP          | 47                            | 1.15           | 2.20           | 86.5       | 13.976             | 575         | 9;34    |
|     |      | 1800 | 143/5T  | <a href="#">00218ET3V145T-SG</a>  | \$673      | RSP          | 47                            | 1.15           | 3.10           | 86.5       | 13.976             | 200/400     | 9;34    |
|     |      | 1200 | 182/4T  | <a href="#">00212ET3E184T-SG</a>  | \$883      | RSP          | 86                            | 1.15           | 3.00           | 88.5       | 17.126             | 230/460     | 9;34    |
|     |      | 1200 | 182/4T  | <a href="#">00212ET3H184T-SG</a>  | \$883      | RSP          | 86                            | 1.15           | 2.40           | 88.5       | 17.126             | 575         | 9;34    |
| 3   | 2.2  | 3600 | 182/4T  | <a href="#">00336ET3E182T-SG</a>  | \$835      | RSP          | 73                            | 1.15           | 3.70           | 86.5       | 16.339             | 230/460     | 9;34    |
|     |      | 3600 | 182/4T  | <a href="#">00336ET3H182T-SG</a>  | \$835      | RSP          | 73                            | 1.15           | 3.00           | 86.5       | 16.339             | 575         | 9;34    |
|     |      | 1800 | 182/4T  | <a href="#">00318ET3E182T-SG</a>  | \$747      | RSP          | 87                            | 1.15           | 3.80           | 89.5       | 17.913             | 230/460     | 9;34    |
|     |      | 1800 | 182/4TC | <a href="#">00318ET3E182TC-SG</a> | \$780      | RSP          | 87                            | 1.15           | 3.80           | 89.5       | 17.913             | 230/460     | 9;34;51 |
|     |      | 1800 | 182/4T  | <a href="#">00318ET3H182T-SG</a>  | \$747      | RSP          | 87                            | 1.15           | 3.00           | 89.5       | 17.913             | 575         | 9;34    |
|     |      | 1800 | 182/4T  | <a href="#">00318ET3V182T-SG</a>  | \$747      | RSP          | 87                            | 1.15           | 4.40           | 89.5       | 17.913             | 200/400     | 9;34    |
|     |      | 1200 | 213/5T  | <a href="#">00312ET3E213T-SG</a>  | \$1,183    | RSP          | 134                           | 1.15           | 4.20           | 89.5       | 19.291             | 230/460     | 9;34    |
|     |      | 1200 | 213/5T  | <a href="#">00312ET3H213T-SG</a>  | \$1,183    | RSP          | 134                           | 1.15           | 3.40           | 89.5       | 19.291             | 575         | 9;34;51 |
| 5   | 3.7  | 3600 | 182/4T  | <a href="#">00536ET3E184T-SG</a>  | \$930      | RSP          | 85                            | 1.15           | 5.90           | 88.5       | 17.913             | 230/460     | 9;34    |
|     |      | 3600 | 182/4TC | <a href="#">00536ET3E184TC-SG</a> | \$963      | RSP          | 98                            | 1.15           | 5.90           | 88.5       | 17.913             | 230/460     | 9;34;51 |
|     |      | 3600 | 182/4T  | <a href="#">00536ET3H184T-SG</a>  | \$930      | RSP          | 85                            | 1.15           | 4.70           | 88.5       | 17.913             | 575         | 9;34    |
|     |      | 1800 | 182/4T  | <a href="#">00518ET3E184T-SG</a>  | \$842      | RSP          | 81                            | 1.15           | 6.50           | 89.5       | 17.913             | 230/460     | 9;34    |
|     |      | 1800 | 182/4TC | <a href="#">00518ET3E184TC-SG</a> | \$876      | RSP          | 81                            | 1.15           | 6.50           | 89.5       | 17.913             | 230/460     | 9;34;51 |
|     |      | 1800 | 182/4T  | <a href="#">00518ET3H184T-SG</a>  | \$842      | RSP          | 81                            | 1.15           | 5.20           | 89.5       | 17.913             | 575         | 9;34    |
|     |      | 1800 | 182/4T  | <a href="#">00518ET3V184T-SG</a>  | \$842      | RSP          | 81                            | 1.15           | 7.50           | 89.5       | 17.913             | 200/400     | 9;34    |
|     |      | 1200 | 213/5T  | <a href="#">00512ET3E215T-SG</a>  | \$1,360    | RSP          | 153                           | 1.15           | 6.70           | 89.5       | 20.079             | 230/460     | 9;34    |
|     |      | 1200 | 213/5T  | <a href="#">00512ET3H215T-SG</a>  | \$1,360    | RSP          | 153                           | 1.15           | 5.40           | 89.5       | 20.079             | 575         | 9;34    |

continued on next page

Please refer to back cover for description of "NOTES"

For detailed specifications, data sheets, drawings and performance curves visit <http://www.weg.net>

Data subject to change without notice.

Can't find what you are looking for? Call 1-800-ASK-4WEG (275-4934)

# Three-Phase General Purpose Motors



WITH INTERNAL AEGIS® SGR

## TEFC - Three-Phase - Foot Mount and Foot Mount with C-Face - continued

Three-Phase  
General Purpose  
Motors

| HP   | kW     | RPM                     | Frame          | Catalog Number             | List Price     | Mult. Symbol | Approx. Shipping Weight (lbs) | Service Factor | FL Amps @ High | FL Eff (%) | "C" Dimension (in) | Voltage (V) | Notes   |
|------|--------|-------------------------|----------------|----------------------------|----------------|--------------|-------------------------------|----------------|----------------|------------|--------------------|-------------|---------|
| 7.5  | 5.5    | 3600                    | 213/5T         | <b>00736ET3E213T-SRG</b>   | <b>\$1,298</b> | RSP          | 143                           | 1.15           | 8.67           | 89.5       | 18.897             | 230/460     | 9;34    |
|      |        | 3600                    | 213/5T         | <b>00736ET3E213T-SG</b>    | <b>\$1,180</b> | RSP          | 143                           | 1.15           | 8.70           | 89.5       | 20.079             | 230/460     | 9;34    |
|      |        | 3600                    | 213/5TC        | <b>00736ET3E213TC-SG</b>   | <b>\$1,225</b> | RSP          | 145                           | 1.15           | 8.70           | 89.5       | 20.079             | 230/460     | 9;34;51 |
|      |        | 3600                    | 213/5T         | <b>00736ET3H213T-SG</b>    | <b>\$1,180</b> | RSP          | 143                           | 1.15           | 7.00           | 89.5       | 20.079             | 575         | 9;34    |
|      |        | 1800                    | 213/5T         | <b>00718ET3E213T-SG</b>    | <b>\$1,148</b> | RSP          | 131                           | 1.15           | 9.10           | 91.7       | 18.898             | 230/460     | 9;34    |
|      |        | 1800                    | 213/5TC        | <b>00718ET3E213TC-SG</b>   | <b>\$1,194</b> | RSP          | 140                           | 1.15           | 9.10           | 91.7       | 18.898             | 230/460     | 9;34;51 |
|      |        | 1800                    | 213/5T         | <b>00718ET3H213T-SG</b>    | <b>\$1,148</b> | RSP          | 131                           | 1.15           | 7.30           | 91.7       | 18.898             | 575         | 9;34    |
|      |        | 1800                    | 213/5T         | <b>00718ET3V213T-SG</b>    | <b>\$1,148</b> | RSP          | 131                           | 1.15           | 10.5           | 91.7       | 18.898             | 200/400     | 9;34    |
|      |        | 1200                    | 254/6T         | <b>00712ET3E254T-SG</b>    | <b>\$2,079</b> | RSP          | 232                           | 1.15           | 10.0           | 91.0       | 22.559             | 230/460     | 9;34    |
| 1200 | 254/6T | <b>00712ET3H254T-SG</b> | <b>\$2,079</b> | RSP                        | 232            | 1.15         | 8.00                          | 91.0           | 22.559         | 575        | 9;34               |             |         |
| 10   | 7.5    | 3600                    | 213/5T         | <b>01036ET3E215T-SRG</b>   | <b>\$1,496</b> | RSP          | 178                           | 1.15           | 11.5           | 90.2       | 19.291             | 230/460     | 9;34    |
|      |        | 3600                    | 213/5T         | <b>01036ET3E215T-SG</b>    | <b>\$1,360</b> | RSP          | 178                           | 1.15           | 11.5           | 90.2       | 21.654             | 230/460     | 9;34    |
|      |        | 3600                    | 213/5TC        | <b>01036ET3E215TC-SG</b>   | <b>\$1,405</b> | RSP          | 178                           | 1.15           | 11.5           | 90.2       | 21.654             | 230/460     | 9;34;51 |
|      |        | 3600                    | 213/5T         | <b>01036ET3H215T-SG</b>    | <b>\$1,360</b> | RSP          | 178                           | 1.15           | 9.20           | 90.2       | 21.654             | 575         | 9;34    |
|      |        | 1800                    | 213/5T         | <b>01018ET3E215T-SG</b>    | <b>\$1,310</b> | RSP          | 141                           | 1.15           | 12.2           | 91.7       | 19.291             | 230/460     | 9;34    |
|      |        | 1800                    | 213/5TC        | <b>01018ET3E215TC-SG</b>   | <b>\$1,354</b> | RSP          | 151                           | 1.15           | 12.2           | 91.7       | 19.291             | 230/460     | 9;34;51 |
|      |        | 1800                    | 213/5T         | <b>01018ET3H215T-SG</b>    | <b>\$1,310</b> | RSP          | 141                           | 1.15           | 9.80           | 91.7       | 19.291             | 575         | 9;34    |
|      |        | 1800                    | 213/5T         | <b>01018ET3V215T-SG</b>    | <b>\$1,310</b> | RSP          | 141                           | 1.15           | 14.0           | 91.7       | 19.291             | 200/400     | 9;34    |
|      |        | 1200                    | 254/6T         | <b>01012ET3E256T-SG</b>    | <b>\$2,368</b> | RSP          | 263                           | 1.15           | 13.8           | 91.0       | 23.346             | 230/460     | 9;34    |
|      |        | 1200                    | 254/6T         | <b>01012ET3H256T-SG</b>    | <b>\$2,368</b> | RSP          | 263                           | 1.15           | 11.0           | 91.0       | 23.346             | 575         | 9;34    |
| 15   | 11     | 3600                    | 254/6T         | <b>01536ET3E254T-SG</b>    | <b>\$1,869</b> | RSP          | 216                           | 1.15           | 17.4           | 91.0       | 22.559             | 230/460     | 9;34    |
|      |        | 3600                    | 254/6TC        | <b>01536ET3E254TC-SG</b>   | <b>\$1,929</b> | RSP          | 216                           | 1.15           | 17.4           | 91.0       | 22.559             | 230/460     | 9;34;51 |
|      |        | 3600                    | 254/6T         | <b>01536ET3H254T-SG</b>    | <b>\$1,869</b> | RSP          | 216                           | 1.15           | 13.9           | 91.0       | 22.559             | 575         | 9;34    |
|      |        | 3600                    | 254/6T         | <b>01536ET3E254T-W22G</b>  | <b>\$2,104</b> | N1           | 300                           | 1.25           | 17.2           | 91.0       | 24.945             | 230/460     | 9;34    |
|      |        | 1800                    | 254/6T         | <b>01518ET3E254T-W22G</b>  | <b>\$2,128</b> | N1           | 349                           | 1.25           | 18.0           | 92.4       | 24.961             | 230/460     | 9;34;51 |
|      |        | 1800                    | 254/6T         | <b>01518ET3E254T-SG</b>    | <b>\$1,890</b> | RSP          | 234                           | 1.15           | 18.2           | 92.4       | 22.559             | 230/460     | 9;34    |
|      |        | 1800                    | 254/6TC        | <b>01518ET3E254TC-SG</b>   | <b>\$1,950</b> | RSP          | 248                           | 1.15           | 18.2           | 92.4       | 22.559             | 230/460     | 9;34    |
|      |        | 1800                    | 254/6T         | <b>01518ET3H254T-SG</b>    | <b>\$1,890</b> | RSP          | 234                           | 1.15           | 14.6           | 92.4       | 22.559             | 575         | 34      |
|      |        | 1800                    | 254/6T         | <b>01518ET3V254T-SG</b>    | <b>\$1,890</b> | RSP          | 234                           | 1.15           | 20.9           | 92.4       | 22.559             | 200/400     | 34      |
|      |        | 1200                    | 284/6TS        | <b>01512ET3E284TS-W22G</b> | <b>\$3,601</b> | N1           | 360                           | 1.25           | 17.9           | 91.7       | 26.557             | 230/460     | 34      |
|      |        | 1200                    | 284/6T         | <b>01512ET3E284T-W22G</b>  | <b>\$3,601</b> | N1           | 422                           | 1.25           | 17.9           | 91.7       | 27.929             | 230/460     | 9;34    |
|      |        | 1200                    | 284/6TS        | <b>01512ET3H284TS-W22G</b> | <b>\$3,601</b> | N1           | 360                           | 1.25           | 14.3           | 91.7       | 26.557             | 575         | 9;34;51 |
| 20   | 15     | 3600                    | 254/6T         | <b>02036ET3E256T-SG</b>    | <b>\$2,356</b> | RSP          | 242                           | 1.15           | 22.7           | 91.0       | 23.346             | 230/460     | 9;34    |
|      |        | 3600                    | 254/6TC        | <b>02036ET3E256TC-SG</b>   | <b>\$2,416</b> | RSP          | 245                           | 1.15           | 22.7           | 91.0       | 23.346             | 230/460     | 9;34    |
|      |        | 3600                    | 254/6T         | <b>02036ET3H256T-SG</b>    | <b>\$2,356</b> | RSP          | 242                           | 1.15           | 18.2           | 91.0       | 23.346             | 575         | 9;34;51 |
|      |        | 3600                    | 254/6T         | <b>02036ET3E256T-W22G</b>  | <b>\$2,662</b> | N1           | 325                           | 1.25           | 23.2           | 91.0       | 24.961             | 230/460     | 9;34    |
|      |        | 1800                    | 254/6T         | <b>02018ET3E256T-SG</b>    | <b>\$2,198</b> | RSP          | 265                           | 1.15           | 24.7           | 92.4       | 23.346             | 230/460     | 9;34;51 |
|      |        | 1800                    | 254/6TC        | <b>02018ET3E256TC-SG</b>   | <b>\$2,258</b> | RSP          | 279                           | 1.15           | 24.7           | 93.0       | 23.346             | 230/460     | 34      |
|      |        | 1800                    | 254/6T         | <b>02018ET3H256T-SG</b>    | <b>\$2,198</b> | RSP          | 265                           | 1.15           | 19.8           | 93.0       | 23.346             | 575         | 34      |
|      |        | 1800                    | 254/6T         | <b>02018ET3V256T-SG</b>    | <b>\$2,198</b> | RSP          | 265                           | 1.15           | 28.4           | 93.0       | 23.346             | 200/400     | 34      |
|      |        | 1200                    | 284/6T         | <b>02012ET3E286T-W22G</b>  | <b>\$4,272</b> | N1           | 449                           | 1.25           | 24.2           | 91.7       | 27.929             | 230/460     | 34      |
|      |        | 1200                    | 284/6T         | <b>02012ET3H286T-W22G</b>  | <b>\$4,272</b> | N1           | 450                           | 1.25           | 19.4           | 91.7       | 27.929             | 575         | 34      |
| 25   | 18.5   | 3600                    | 284/6TS        | <b>02536ET3E284TS-W22G</b> | <b>\$3,308</b> | N1           | 406                           | 1.25           | 28.5           | 91.7       | 26.557             | 230/460     | 34      |
|      |        | 3600                    | 284/6TS        | <b>02536ET3H284TS-W22G</b> | <b>\$3,308</b> | N1           | 400                           | 1.25           | 22.8           | 91.7       | 26.557             | 575         | 34      |
|      |        | 1800                    | 284/6T         | <b>02518ET3E284T-W22G</b>  | <b>\$3,053</b> | N1           | 440                           | 1.25           | 29.5           | 93.6       | 27.929             | 230/460     | 34      |
|      |        | 1800                    | 284/6T         | <b>02518ET3H284T-W22G</b>  | <b>\$3,053</b> | N1           | 439                           | 1.25           | 23.6           | 93.6       | 27.929             | 575         | 34      |
|      |        | 1800                    | 284/6T         | <b>02518ET3V284T-W22G</b>  | <b>\$3,053</b> | N1           | 440                           | 1.25           | 33.9           | 93.6       | 27.929             | 200/400     | 34      |
|      |        | 1200                    | 324/6T         | <b>02512ET3E324T-W22G</b>  | <b>\$5,137</b> | N1           | 585                           | 1.25           | 30.4           | 93.0       | 31.116             | 230/460     | 34      |
|      |        | 1200                    | 324/6T         | <b>02512ET3H324T-W22G</b>  | <b>\$5,137</b> | N1           | 569                           | 1.25           | 24.3           | 93.0       | 31.116             | 575         | 34      |

continued on next page

Please refer to back cover for description of "NOTES"

For detailed specifications, data sheets, drawings and performance curves visit <http://www.weg.net>



# Three-Phase General Purpose Motors

WITH INTERNAL AEGIS® SGR

## TEFC - Three-Phase - Foot Mount and Foot Mount with C-Face - continued

| HP  | kW | RPM  | Frame   | Catalog Number                      | List Price      | Mult. Symbol | Approx. Shipping Weight (lbs) | Service Factor | FL Amps @ High | FL Eff (%) | "C" Dimension (in) | Voltage (V) | Notes |
|-----|----|------|---------|-------------------------------------|-----------------|--------------|-------------------------------|----------------|----------------|------------|--------------------|-------------|-------|
| 30  | 22 | 3600 | 284/6TS | <a href="#">03036ET3E286TS-W22G</a> | <b>\$3,871</b>  | N1           | 425                           | 1.25           | 33.8           | 91.7       | 26.557             | 230/460     | 34    |
|     |    | 3600 | 284/6TS | <a href="#">03036ET3H286TS-W22G</a> | <b>\$3,871</b>  | N1           | 430                           | 1.25           | 27.0           | 91.7       | 26.557             | 575         | 34    |
|     |    | 1800 | 284/6T  | <a href="#">03018ET3E286T-W22G</a>  | <b>\$3,533</b>  | N1           | 478                           | 1.25           | 35.1           | 93.6       | 27.929             | 230/460     | 34    |
|     |    | 1800 | 284/6TC | <a href="#">03018ET3E286TC-W22G</a> | <b>\$3,632</b>  | N1           | 486                           | 1.25           | 35.1           | 93.6       | 27.929             | 230/460     | 34    |
|     |    | 1800 | 284/6T  | <a href="#">03018ET3H286T-W22G</a>  | <b>\$3,533</b>  | N1           | 476                           | 1.25           | 28.1           | 93.6       | 27.929             | 575         | 34    |
|     |    | 1800 | 284/6T  | <a href="#">03018ET3V286T-W22G</a>  | <b>\$3,533</b>  | N1           | 479                           | 1.25           | 40.4           | 93.6       | 27.929             | 200/400     | 34    |
|     |    | 1200 | 324/6T  | <a href="#">03012ET3E326T-W22G</a>  | <b>\$5,673</b>  | N1           | 629                           | 1.25           | 36.2           | 93.0       | 31.116             | 230/460     | 34    |
|     |    | 1200 | 324/6TC | <a href="#">03012ET3E326TC-W22G</a> | <b>\$5,794</b>  | N1           | 621                           | 1.25           | 36.2           | 93.0       | 31.116             | 230/460     | 34,51 |
|     |    | 1200 | 324/6T  | <a href="#">03012ET3H326T-W22G</a>  | <b>\$5,673</b>  | N1           | 621                           | 1.25           | 29.0           | 93.0       | 31.116             | 575         | 34    |
| 40  | 30 | 3600 | 324/6TS | <a href="#">04036ET3E324TS-W22G</a> | <b>\$5,125</b>  | N1           | 590                           | 1.25           | 45.8           | 92.4       | 29.616             | 230/460     | 34    |
|     |    | 3600 | 324/6TS | <a href="#">04036ET3H324TS-W22G</a> | <b>\$5,125</b>  | N1           | 572                           | 1.25           | 36.6           | 92.4       | 29.616             | 575         | 34    |
|     |    | 1800 | 324/6T  | <a href="#">04018ET3E324T-W22G</a>  | <b>\$4,578</b>  | N1           | 615                           | 1.25           | 47.1           | 94.1       | 31.116             | 230/460     | 34    |
|     |    | 1800 | 324/6T  | <a href="#">04018ET3H324T-W22G</a>  | <b>\$4,578</b>  | N1           | 614                           | 1.25           | 37.7           | 94.1       | 31.116             | 575         | 34    |
|     |    | 1800 | 324/6T  | <a href="#">04018ET3V324T-W22G</a>  | <b>\$4,578</b>  | N1           | 616                           | 1.25           | 54.2           | 94.1       | 31.116             | 200/400     | 34    |
|     |    | 1200 | 364/5T  | <a href="#">04012ET3E364T-W22G</a>  | <b>\$8,124</b>  | N1           | 1004                          | 1.25           | 46.5           | 94.1       | 34.251             | 230/460     | 34    |
|     |    | 1200 | 364/5T  | <a href="#">04012ET3H364T-W22G</a>  | <b>\$8,124</b>  | N1           | 950                           | 1.25           | 37.2           | 94.1       | 34.251             | 575         | 34    |
| 50  | 37 | 3600 | 324/6TS | <a href="#">05036ET3E326TS-W22G</a> | <b>\$5,716</b>  | N1           | 612                           | 1.25           | 56.1           | 93.0       | 29.616             | 230/460     | 34    |
|     |    | 3600 | 324/6TS | <a href="#">05036ET3H326TS-W22G</a> | <b>\$5,716</b>  | N1           | 605                           | 1.25           | 44.9           | 93.0       | 29.616             | 575         | 34    |
|     |    | 1800 | 324/6T  | <a href="#">05018ET3E326T-W22G</a>  | <b>\$5,500</b>  | N1           | 638                           | 1.25           | 59.2           | 94.5       | 31.116             | 230/460     | 34    |
|     |    | 1800 | 324/6T  | <a href="#">05018ET3H326T-W22G</a>  | <b>\$5,500</b>  | N1           | 634                           | 1.25           | 47.4           | 94.5       | 31.116             | 575         | 34    |
|     |    | 1800 | 324/6T  | <a href="#">05018ET3V326T-W22G</a>  | <b>\$5,500</b>  | N1           | 637                           | 1.25           | 68.1           | 94.5       | 31.116             | 200/400     | 34,51 |
|     |    | 1200 | 364/5T  | <a href="#">05012ET3E365T-W22G</a>  | <b>\$9,358</b>  | N1           | 1021                          | 1.25           | 57.4           | 94.1       | 34.251             | 230/460     | 34    |
|     |    | 1200 | 364/5T  | <a href="#">05012ET3H365T-W22G</a>  | <b>\$9,358</b>  | N1           | 1009                          | 1.25           | 45.9           | 94.1       | 34.251             | 575         | 34    |
| 60  | 45 | 3600 | 364/5TS | <a href="#">06036ET3E364TS-W22G</a> | <b>\$8,392</b>  | N1           | 962                           | 1.25           | 67.0           | 93.6       | 32.338             | 230/460     | 34    |
|     |    | 3600 | 364/5TS | <a href="#">06036ET3H364TS-W22G</a> | <b>\$8,392</b>  | N1           | 954                           | 1.25           | 53.6           | 93.6       | 32.338             | 575         | 34,51 |
|     |    | 1800 | 364/5T  | <a href="#">06018ET3E364T-W22G</a>  | <b>\$8,229</b>  | N1           | 1029                          | 1.25           | 68.3           | 95.0       | 34.251             | 230/460     | 34    |
|     |    | 1800 | 364/5T  | <a href="#">06018ET3H364T-W22G</a>  | <b>\$8,229</b>  | N1           | 1027                          | 1.25           | 54.6           | 95.0       | 34.251             | 575         | 34    |
|     |    | 1200 | 404/5T  | <a href="#">06012ET3E404T-W22G</a>  | <b>\$11,697</b> | N1           | 1213                          | 1.25           | 69.5           | 94.5       | 39.730             | 230/460     | 34    |
|     |    | 1200 | 404/5T  | <a href="#">06012ET3H404T-W22G</a>  | <b>\$11,697</b> | N1           | 1213                          | 1.25           | 55.6           | 94.5       | 39.730             | 575         | 34    |
| 75  | 55 | 3600 | 364/5TS | <a href="#">07536ET3E365TS-W22G</a> | <b>\$9,931</b>  | N1           | 965                           | 1.25           | 81.9           | 93.6       | 32.338             | 230/460     | 34    |
|     |    | 3600 | 364/5TS | <a href="#">07536ET3H365TS-W22G</a> | <b>\$9,931</b>  | N1           | 967                           | 1.25           | 65.5           | 93.6       | 32.338             | 575         | 34,51 |
|     |    | 1800 | 364/5T  | <a href="#">07518ET3E365T-W22G</a>  | <b>\$9,545</b>  | N1           | 1046                          | 1.25           | 84.1           | 95.4       | 34.251             | 230/460     | 34    |
|     |    | 1800 | 364/5TC | <a href="#">07518ET3E365TC-W22G</a> | <b>\$9,988</b>  | N1           | 1041                          | 1.25           | 84.1           | 95.4       | 34.251             | 230/460     | 34,51 |
|     |    | 1800 | 364/5T  | <a href="#">07518ET3H365T-W22G</a>  | <b>\$9,545</b>  | N1           | 1044                          | 1.25           | 67.3           | 95.4       | 34.251             | 575         | 34    |
|     |    | 1200 | 404/5T  | <a href="#">07512ET3E405T-W22G</a>  | <b>\$13,258</b> | N1           | 882                           | 1.25           | 84.9           | 94.5       | 39.730             | 230/460     | 34    |
|     |    | 1200 | 404/5T  | <a href="#">07512ET3H405T-W22G</a>  | <b>\$13,258</b> | N1           | 882                           | 1.25           | 67.9           | 94.5       | 39.730             | 575         | 34    |
| 100 | 75 | 3600 | 404/5TS | <a href="#">10036ET3E405TS-W22G</a> | <b>\$13,202</b> | N1           | 1193                          | 1.25           | 110            | 94.1       | 36.732             | 230/460     | 34    |
|     |    | 1800 | 404/5T  | <a href="#">10018ET3E405T-W22G</a>  | <b>\$12,889</b> | N1           | 1283                          | 1.25           | 111            | 95.4       | 39.730             | 230/460     | 34    |
|     |    | 1800 | 404/5T  | <a href="#">10018ET3H405T-W22G</a>  | <b>\$12,889</b> | N1           | 1292                          | 1.25           | 88.8           | 95.4       | 39.730             | 575         | 34    |
|     |    | 1200 | 444/5T  | <a href="#">10012ET3E444T-W22G</a>  | <b>\$17,181</b> | N1           | 1885                          | 1.25           | 121            | 95.0       | 45.157             | 230/460     | 34    |
|     |    | 1200 | 444/5T  | <a href="#">10012ET3H444T-W22G</a>  | <b>\$17,181</b> | N1           | 1885                          | 1.25           | 96.8           | 95.0       | 45.157             | 575         | 34    |

continued on next page

Three-Phase  
General Purpose  
Motors

Please refer to back cover for description of "NOTES"

For detailed specifications, data sheets, drawings and performance curves visit <http://www.weg.net>

Data subject to change without notice.

Can't find what you are looking for? Call 1-800-ASK-4WEG (275-4934)



WITH INTERNAL AEGIS® SGR

## TEFC - Three-Phase - Foot Mount and Foot Mount with C-Face - *continued*

Three-Phase  
General Purpose  
Motors

| HP  | kW  | RPM  | Frame   | Catalog Number                      | List Price      | Mult. Symbol | Approx. Shipping Weight (lbs) | Service Factor | FL Amps @ High | FL. Eff (%) | "C" Dimension (in) | Voltage (V) | Notes |
|-----|-----|------|---------|-------------------------------------|-----------------|--------------|-------------------------------|----------------|----------------|-------------|--------------------|-------------|-------|
| 125 | 90  | 3600 | 444/5TS | <a href="#">12536ET3E444TS-W22G</a> | <b>\$16,900</b> | N1           | 1836                          | 1.15           | 134            | 95.0        | 41.407             | 230/460     | 34    |
|     |     | 3600 | 444/5TS | <a href="#">12536ET3H444TS-W22G</a> | <b>\$16,900</b> | N1           | 1836                          | 1.15           | 107            | 95.0        | 41.407             | 575         | 34    |
|     |     | 1800 | 444/5T  | <a href="#">12518ET3E444T-W22G</a>  | <b>\$16,298</b> | N1           | 1824                          | 1.15           | 139            | 95.4        | 45.157             | 230/460     | 34    |
|     |     | 1800 | 444/5TC | <a href="#">12518ET3E444TC-W22G</a> | <b>\$16,904</b> | N1           | 1861                          | 1.15           | 139            | 95.4        | 45.157             | 230/460     | 34    |
|     |     | 1800 | 444/5T  | <a href="#">12518ET3H444T-W22G</a>  | <b>\$16,298</b> | N1           | 1824                          | 1.15           | 111            | 95.4        | 45.157             | 575         | 34    |
|     |     | 1800 | 444/5TC | <a href="#">12518ET3G444TC-W22G</a> | <b>\$17,768</b> | N1           | 1754                          | 1.15           | 139            | 95.4        | 45.157             | 460         | 34,51 |
|     |     | 1200 | 444/5T  | <a href="#">12512ET3E445T-W22G</a>  | <b>\$19,497</b> | N1           | 2004                          | 1.15           | 143            | 95.0        | 45.157             | 230/460     | 34    |
|     |     | 1200 | 444/5T  | <a href="#">12512ET3H445T-W22G</a>  | <b>\$19,497</b> | N1           | 2004                          | 1.15           | 114            | 95.0        | 45.157             | 575         | 34    |
| 150 | 110 | 1800 | 444/5TC | <a href="#">15018ET3E445TC-W22G</a> | <b>\$19,575</b> | N1           | 1960                          | 1.15           | 170            | 95.8        | 45.157             | 230/460     | 34    |
|     |     | 1800 | 444/5TC | <a href="#">15018ET3G445TC-W22G</a> | <b>\$19,575</b> | N1           | 1960                          | 1.15           | 170            | 95.8        | 45.157             | 460         | 34,51 |

Please refer to back cover for description of "NOTES"

For detailed specifications, data sheets, drawings and performance curves visit <http://www.weg.net>



# Three-Phase General Purpose Motors

WITH INTERNAL AEGIS® SGR

## ODP - Three-Phase - Foot Mount and Foot Mount with C-Face

Three-Phase  
General Purpose  
Motors

| HP  | kW   | RPM  | Frame   | Catalog Number                    | List Price | Mult. Symbol | Approx. Shipping Weight (lbs) | Service Factor | FL Amps @ High | FL Eff (%) | "C" Dimension (in) | Voltage (V) | Notes   |
|-----|------|------|---------|-----------------------------------|------------|--------------|-------------------------------|----------------|----------------|------------|--------------------|-------------|---------|
| 1   | 0.75 | 1800 | 143/5T  | <a href="#">001180T3E143T-SG*</a> | \$530      | N1S          | 38                            | 1.15           | 1.50           | 85.5       | 11.181             | 230/460     | 9;34    |
|     |      | 1800 | 143/5TC | <a href="#">001180T3E143TC-SG</a> | \$564      | N1S          | 38                            | 1.15           | 1.50           | 85.5       | 11.181             | 230/460     | 9;34    |
|     |      | 1800 | 143/5T  | <a href="#">001180T3H143T-SG</a>  | \$530      | N1S          | 38                            | 1.15           | 1.20           | 85.5       | 11.181             | 575         | 9;34;51 |
|     |      | 1800 | 143/5T  | <a href="#">001180T3V143T-SG</a>  | \$530      | N1S          | 38                            | 1.15           | 1.70           | 85.5       | 11.181             | 200/400     | 9;34;51 |
|     |      | 1200 | 143/5T  | <a href="#">001120T3E145T-SG</a>  | \$586      | N1S          | 38                            | 1.15           | 1.70           | 82.5       | 11.181             | 230/460     | 9;34;51 |
|     |      | 1200 | 143/5T  | <a href="#">001120T3H145T-SG</a>  | \$586      | N1S          | 38                            | 1.15           | 1.30           | 82.5       | 11.181             | 575         | 9;34    |
| 1.5 | 1.1  | 3600 | 143/5T  | <a href="#">001560T3E143T-SG</a>  | \$582      | N1S          | 33                            | 1.15           | 1.90           | 84.0       | 11.181             | 230/460     | 9;34    |
|     |      | 1800 | 143/5T  | <a href="#">001580T3E145T-SG</a>  | \$589      | N1S          | 45                            | 1.15           | 2.10           | 86.5       | 12.362             | 230/460     | 9;34    |
|     |      | 1800 | 143/5TC | <a href="#">001580T3E145TC-SG</a> | \$623      | N1S          | 45                            | 1.15           | 2.10           | 86.5       | 12.362             | 230/460     | 9;34;51 |
|     |      | 1800 | 143/5T  | <a href="#">001580T3H145T-SG</a>  | \$589      | N1S          | 45                            | 1.15           | 1.70           | 86.5       | 12.362             | 575         | 9;34    |
|     |      | 1800 | 143/5T  | <a href="#">001580T3V145T-SG</a>  | \$589      | N1S          | 45                            | 1.15           | 2.40           | 86.5       | 12.362             | 200/400     | 9;34    |
|     |      | 1800 | 143/5TC | <a href="#">001580T3V145TC-SG</a> | \$623      | N1S          | 45                            | 1.15           | 2.40           | 86.5       | 12.362             | 200/400     | 9;34;51 |
|     |      | 1200 | 182/4T  | <a href="#">001520T3E182T-SG</a>  | \$758      | N1S          | 63                            | 1.15           | 2.30           | 86.5       | 13.976             | 230/460     | 9;34    |
| 2   | 1.5  | 3600 | 143/5T  | <a href="#">002360T3E145T-SG</a>  | \$627      | N1S          | 40                            | 1.15           | 2.40           | 85.5       | 11.969             | 230/460     | 9;34    |
|     |      | 1800 | 143/5T  | <a href="#">002180T3E145T-SG</a>  | \$632      | N1S          | 43                            | 1.15           | 2.70           | 86.5       | 12.362             | 230/460     | 9;34    |
|     |      | 1800 | 143/5TC | <a href="#">002180T3E145TC-SG</a> | \$666      | N1S          | 43                            | 1.15           | 2.70           | 86.5       | 12.362             | 230/460     | 9;34;51 |
|     |      | 1800 | 143/5T  | <a href="#">002180T3H145T-SG</a>  | \$632      | N1S          | 43                            | 1.15           | 2.20           | 86.5       | 12.362             | 575         | 9;34;51 |
|     |      | 1800 | 143/5T  | <a href="#">002180T3V145T-SG</a>  | \$632      | N1S          | 43                            | 1.15           | 3.10           | 86.5       | 12.362             | 200/400     | 9;34    |
|     |      | 1200 | 182/4T  | <a href="#">002120T3E184T-SG</a>  | \$767      | N1S          | 73                            | 1.15           | 3.00           | 87.5       | 14.764             | 230/460     | 9;34    |
| 3   | 2.2  | 3600 | 143/5T  | <a href="#">003360T3E145T-SG</a>  | \$685      | N1S          | 44                            | 1.15           | 3.60           | 85.5       | 12.362             | 230/460     | 9;34    |
|     |      | 1800 | 182/4T  | <a href="#">003180T3E182T-SG</a>  | \$694      | N1S          | 73                            | 1.15           | 3.90           | 89.5       | 15.157             | 230/460     | 9;34    |
|     |      | 1800 | 182/4TC | <a href="#">003180T3E182TC-SG</a> | \$732      | N1S          | 73                            | 1.15           | 3.90           | 89.5       | 15.157             | 230/460     | 9;34    |
|     |      | 1800 | 182/4T  | <a href="#">003180T3H182T-SG</a>  | \$694      | N1S          | 73                            | 1.15           | 3.10           | 89.5       | 15.157             | 575         | 9;34    |
|     |      | 1800 | 182/4T  | <a href="#">003180T3V182T-SG</a>  | \$694      | N1S          | 73                            | 1.15           | 4.40           | 89.5       | 15.157             | 200/400     | 9;34    |
|     |      | 1800 | 182/4TC | <a href="#">003180T3V182TC-SG</a> | \$732      | N1S          | 73                            | 1.15           | 4.40           | 89.5       | 15.157             | 200/400     | 9;34;51 |
|     |      | 1200 | 213/5T  | <a href="#">003120T3E213T-SG</a>  | \$975      | N1S          | 113                           | 1.15           | 4.20           | 88.5       | 16.575             | 230/460     | 9;34    |
|     |      | 1200 | 213/5T  | <a href="#">003120T3H213T-SG</a>  | \$975      | N1S          | 113                           | 1.15           | 3.30           | 88.5       | 16.575             | 575         | 9;34    |
| 5   | 3.7  | 3600 | 182/4T  | <a href="#">005360T3E182T-SG</a>  | \$821      | N1S          | 61                            | 1.15           | 6.10           | 86.5       | 14.764             | 230/460     | 9;34    |
|     |      | 3600 | 182/4TC | <a href="#">005360T3E182TC-SG</a> | \$859      | N1S          | 61                            | 1.15           | 6.10           | 86.5       | 14.764             | 230/460     | 9;34;51 |
|     |      | 1800 | 182/4T  | <a href="#">005180T3E184T-SG</a>  | \$800      | N1S          | 88                            | 1.15           | 6.30           | 89.5       | 16.339             | 230/460     | 9;34    |
|     |      | 1800 | 182/4TC | <a href="#">005180T3E184TC-SG</a> | \$838      | N1S          | 88                            | 1.15           | 6.30           | 89.5       | 16.339             | 230/460     | 9;34    |
|     |      | 1800 | 182/4T  | <a href="#">005180T3H184T-SG</a>  | \$800      | N1S          | 88                            | 1.15           | 5.10           | 89.5       | 16.339             | 575         | 9;34    |
|     |      | 1800 | 182/4T  | <a href="#">005180T3V184T-SG</a>  | \$800      | N1S          | 88                            | 1.15           | 7.30           | 89.5       | 16.339             | 200/400     | 9;34    |
|     |      | 1800 | 182/4TC | <a href="#">005180T3V184TC-SG</a> | \$838      | N1S          | 88                            | 1.15           | 7.30           | 89.5       | 16.339             | 200/400     | 9;34;51 |
|     |      | 1200 | 213/5T  | <a href="#">005120T3E215T-SG</a>  | \$1,257    | N1S          | 135                           | 1.15           | 6.70           | 89.5       | 16.969             | 230/460     | 9;34    |

continued on next page

Please refer to back cover for description of "NOTES"

For detailed specifications, data sheets, drawings and performance curves visit <http://www.weg.net>

Data subject to change without notice.

Can't find what you are looking for? Call 1-800-ASK-4WEG (275-4934)

A-65

# Three-Phase General Purpose Motors



WITH INTERNAL AEGIS® SGR

## ODP - Three-Phase - Foot Mount and Foot Mount with C-Face - continued

Three-Phase General Purpose Motors

| HP  | kW   | RPM  | Frame   | Catalog Number                      | List Price | Mult. Symbol | Approx. Shipping Weight (lbs) | Service Factor | FL Amps @ High | FL. Eff (%) | "C" Dimension (in) | Voltage (V) | Notes   |
|-----|------|------|---------|-------------------------------------|------------|--------------|-------------------------------|----------------|----------------|-------------|--------------------|-------------|---------|
| 7.5 | 5.5  | 3600 | 182/4T  | <a href="#">007360T3E184T-SG</a>    | \$1,090    | N1S          | 76                            | 1.15           | 8.70           | 88.5        | 15.157             | 230/460     | 9;34    |
|     |      | 3600 | 182/4TC | <a href="#">007360T3E184TC-SG</a>   | \$1,128    | N1S          | 76                            | 1.15           | 8.70           | 88.5        | 15.157             | 230/460     | 9;34;51 |
|     |      | 1800 | 213/5T  | <a href="#">007180T3E213T-SG</a>    | \$1,110    | N1S          | 125                           | 1.15           | 9.30           | 91.0        | 16.575             | 230/460     | 9;34    |
|     |      | 1800 | 213/5TC | <a href="#">007180T3E213TC-SG</a>   | \$1,161    | N1S          | 125                           | 1.15           | 9.30           | 91.0        | 16.575             | 230/460     | 9;34    |
|     |      | 1800 | 213/5T  | <a href="#">007180T3H213T-SG</a>    | \$1,110    | N1S          | 125                           | 1.15           | 7.40           | 91.0        | 16.575             | 575         | 9;34    |
|     |      | 1800 | 213/5T  | <a href="#">007180T3V213T-SG</a>    | \$1,110    | N1S          | 125                           | 1.15           | 10.6           | 91.0        | 16.575             | 200/400     | 9;34    |
|     |      | 1800 | 213/5TC | <a href="#">007180T3V213TC-SG</a>   | \$1,161    | N1S          | 125                           | 1.15           | 10.6           | 91.0        | 16.575             | 200/400     | 9;34    |
|     |      | 1200 | 254/6T  | <a href="#">007120T3E254T-SG</a>    | \$1,747    | N1S          | 209                           | 1.15           | 10.2           | 90.2        | 20.472             | 230/460     | 9;34    |
|     |      | 1200 | 254/6TC | <a href="#">007120T3E254TC-SG</a>   | \$1,815    | N1S          | 209                           | 1.15           | 10.2           | 90.2        | 20.472             | 230/460     | 9;34    |
|     |      | 1200 | 254/6T  | <a href="#">007120T3H254T-SG</a>    | \$1,747    | N1S          | 209                           | 1.15           | 8.20           | 90.2        | 20.472             | 575         | 9;34    |
| 10  | 7.5  | 3600 | 213/5T  | <a href="#">010360T3E213T-SG</a>    | \$1,281    | N1S          | 126                           | 1.15           | 12.0           | 89.5        | 16.969             | 230/460     | 9;34    |
|     |      | 3600 | 213/5TC | <a href="#">010360T3E213TC-SG</a>   | \$1,332    | N1S          | 126                           | 1.15           | 12.0           | 89.5        | 16.969             | 230/460     | 9;34;51 |
|     |      | 1800 | 213/5T  | <a href="#">010180T3E215T-SG</a>    | \$1,302    | N1S          | 130                           | 1.15           | 12.4           | 91.7        | 16.575             | 230/460     | 9;34    |
|     |      | 1800 | 213/5TC | <a href="#">010180T3E215TC-SG</a>   | \$1,353    | N1S          | 130                           | 1.15           | 12.4           | 91.7        | 16.575             | 230/460     | 9;34    |
|     |      | 1800 | 213/5T  | <a href="#">010180T3H215T-SG</a>    | \$1,302    | N1S          | 130                           | 1.15           | 9.90           | 91.7        | 16.575             | 575         | 9;34    |
|     |      | 1800 | 213/5T  | <a href="#">010180T3V215T-SG</a>    | \$1,302    | N1S          | 130                           | 1.15           | 14.3           | 91.7        | 16.575             | 200/400     | 9;34;51 |
|     |      | 1800 | 213/5TC | <a href="#">010180T3V215TC-SG</a>   | \$1,353    | N1S          | 130                           | 1.15           | 14.3           | 91.7        | 16.575             | 200/400     | 9;34    |
|     |      | 1200 | 254/6T  | <a href="#">010120T3E256T-SG</a>    | \$1,997    | N1S          | 237                           | 1.15           | 13.9           | 91.7        | 20.472             | 230/460     | 9;34    |
|     |      | 1200 | 254/6T  | <a href="#">010120T3H256T-SG</a>    | \$1,997    | N1S          | 237                           | 1.15           | 11.1           | 91.7        | 20.472             | 575         | 9;34    |
| 15  | 11   | 3600 | 213/5T  | <a href="#">015360T3E215T-SG</a>    | \$1,692    | N1S          | 141                           | 1.15           | 17.2           | 90.2        | 17.756             | 230/460     | 9;34    |
|     |      | 3600 | 213/5TC | <a href="#">015360T3E215TC-SG</a>   | \$1,743    | N1S          | 141                           | 1.15           | 17.2           | 90.2        | 17.756             | 230/460     | 9;34;51 |
|     |      | 1800 | 254/6T  | <a href="#">015180T3E254T-SG</a>    | \$1,757    | N1S          | 211                           | 1.15           | 18.6           | 93.0        | 20.472             | 230/460     | 9;34    |
|     |      | 1800 | 254/6TC | <a href="#">015180T3E254TC-SG</a>   | \$1,825    | N1S          | 211                           | 1.15           | 18.6           | 93.0        | 20.472             | 230/460     | 9;34    |
|     |      | 1800 | 254/6T  | <a href="#">015180T3H254T-SG</a>    | \$1,757    | N1S          | 211                           | 1.15           | 14.9           | 93.0        | 20.472             | 575         | 9;34    |
|     |      | 1800 | 254/6T  | <a href="#">015180T3V254T-SG</a>    | \$1,757    | N1S          | 211                           | 1.15           | 21.4           | 93.0        | 20.472             | 200/400     | 9;34    |
|     |      | 1200 | 284T    | <a href="#">015120T3E284T-W40G</a>  | \$2,722    | N1B          | 340                           | 1.25           | 18.4           | 91.7        | 23.158             | 230/460     | 34      |
| 20  | 15   | 3600 | 254/6T  | <a href="#">020360T3E254T-SG</a>    | \$2,040    | N1S          | 187                           | 1.15           | 23.8           | 91.0        | 20.472             | 230/460     | 9;34    |
|     |      | 3600 | 254/6TC | <a href="#">020360T3E254TC-SG</a>   | \$2,108    | N1S          | 187                           | 1.15           | 23.8           | 91.0        | 20.472             | 230/460     | 9;34;51 |
|     |      | 1800 | 254/6T  | <a href="#">020180T3E256T-SG</a>    | \$2,112    | N1S          | 235                           | 1.15           | 25.0           | 93.0        | 20.472             | 230/460     | 9;34    |
|     |      | 1800 | 254/6TC | <a href="#">020180T3E256TC-SG</a>   | \$2,180    | N1S          | 235                           | 1.15           | 25.0           | 93.0        | 20.472             | 230/460     | 9;34    |
|     |      | 1800 | 254/6T  | <a href="#">020180T3H256T-SG</a>    | \$2,112    | N1S          | 235                           | 1.15           | 20.0           | 93.0        | 20.472             | 575         | 9;34    |
|     |      | 1800 | 254/6T  | <a href="#">020180T3V256T-SG</a>    | \$2,112    | N1S          | 235                           | 1.15           | 28.8           | 93.0        | 20.472             | 200/400     | 9;34    |
|     |      | 1800 | 254/6TC | <a href="#">020180T3V256TC-SG</a>   | \$2,180    | N1S          | 235                           | 1.15           | 28.8           | 93.0        | 20.472             | 200/400     | 9;34    |
|     |      | 1200 | 284/6T  | <a href="#">020120T3E286T-W40G</a>  | \$3,344    | N1B          | 415                           | 1.25           | 24.3           | 92.4        | 24.658             | 230/460     | 34      |
| 25  | 18.5 | 3600 | 254/6T  | <a href="#">025360T3E256T-SG</a>    | \$2,419    | N1S          | 202                           | 1.15           | 29.1           | 91.7        | 20.472             | 230/460     | 9;34    |
|     |      | 3600 | 254/6TC | <a href="#">025360T3E256TC-SG</a>   | \$2,487    | N1S          | 202                           | 1.15           | 29.1           | 91.7        | 20.472             | 230/460     | 9;34;51 |
|     |      | 1800 | 284T    | <a href="#">025180T3E284T-W40G</a>  | \$2,470    | N1B          | 381                           | 1.25           | 29.5           | 93.6        | 23.158             | 230/460     | 34      |
|     |      | 1800 | 284TC   | <a href="#">025180T3E284TC-W40G</a> | \$2,555    | N1B          | 388                           | 1.25           | 29.5           | 93.6        | 23.158             | 230/460     | 34      |
|     |      | 1800 | 284T    | <a href="#">025180T3H284T-W40G</a>  | \$2,470    | N1B          | 380                           | 1.25           | 23.6           | 93.6        | 23.158             | 575         | 34      |
|     |      | 1800 | 284T    | <a href="#">025180T3V284T-W40G</a>  | \$2,470    | N1B          | 372                           | 1.25           | 33.9           | 93.6        | 23.158             | 200/400     | 34      |
|     |      | 1200 | 324T    | <a href="#">025120T3E324T-W40G</a>  | \$3,919    | N1B          | 485                           | 1.25           | 30.8           | 93.0        | 25.807             | 230/460     | 34      |

continued on next page

Please refer to back cover for description of "NOTES"

For detailed specifications, data sheets, drawings and performance curves visit <http://www.weg.net>



# Three-Phase General Purpose Motors

WITH INTERNAL AEGIS® SGR

## ODP - Three-Phase - Foot Mount and Foot Mount with C-Face - continued

| HP  | kW  | RPM  | Frame    | Catalog Number                       | List Price | Mult. Symbol | Approx. Shipping Weight (lbs) | Service Factor | FL Amps @ High | FL. Eff (%) | "C" Dimension (in) | Voltage (V) | Notes |
|-----|-----|------|----------|--------------------------------------|------------|--------------|-------------------------------|----------------|----------------|-------------|--------------------|-------------|-------|
| 30  | 22  | 3600 | 284TS    | <a href="#">030360T3E284TS-W40G</a>  | \$2,797    | N1B          | 333                           | 1.25           | 35.0           | 91.7        | 21.783             | 230/460     | 34    |
|     |     | 1800 | 284/6T   | <a href="#">030180T3E286T-W40G</a>   | \$2,840    | N1B          | 428                           | 1.25           | 34.9           | 94.1        | 24.658             | 230/460     | 34    |
|     |     | 1800 | 284/6TC  | <a href="#">030180T3E286TC-W40G</a>  | \$2,925    | N1B          | 435                           | 1.25           | 34.9           | 94.1        | 24.658             | 230/460     | 34    |
|     |     | 1800 | 284/6T   | <a href="#">030180T3H286T-W40G</a>   | \$2,840    | N1B          | 432                           | 1.25           | 27.9           | 94.1        | 24.658             | 575         | 34    |
|     |     | 1800 | 284/6T   | <a href="#">030180T3V286T-W40G</a>   | \$2,840    | N1B          | 432                           | 1.25           | 40.1           | 94.1        | 24.658             | 200/400     | 34    |
|     |     | 1200 | 324/6T   | <a href="#">030120T3E326T-W40G</a>   | \$4,290    | N1B          | 548                           | 1.25           | 36.0           | 93.6        | 27.307             | 230/460     | 34    |
| 40  | 30  | 3600 | 284/6TS  | <a href="#">040360T3E286TS-W40G</a>  | \$3,618    | N1B          | 377                           | 1.25           | 46.8           | 92.4        | 23.283             | 230/460     | 34    |
|     |     | 3600 | 284/6TSC | <a href="#">040360T3E286TSC-W40G</a> | \$3,703    | N1B          | 397                           | 1.25           | 46.8           | 92.4        | 23.283             | 230/460     | 34    |
|     |     | 1800 | 324TS    | <a href="#">040180T3E324TS-W40G</a>  | \$3,372    | N1B          | 505                           | 1.25           | 47.6           | 94.1        | 24.307             | 230/460     | 34    |
|     |     | 1800 | 324T     | <a href="#">040180T3E324T-W40G</a>   | \$3,495    | N1B          | 481                           | 1.25           | 47.6           | 94.1        | 25.807             | 230/460     | 34    |
|     |     | 1800 | 324TC    | <a href="#">040180T3E324TC-W40G</a>  | \$3,595    | N1B          | 497                           | 1.25           | 47.6           | 94.1        | 25.807             | 230/460     | 34    |
|     |     | 1800 | 324T     | <a href="#">040180T3H324T-W40G</a>   | \$3,495    | N1B          | 505                           | 1.25           | 38.1           | 94.1        | 25.807             | 575         | 34    |
|     |     | 1800 | 324T     | <a href="#">040180T3V324T-W40G</a>   | \$3,495    | N1B          | 486                           | 1.25           | 54.7           | 94.1        | 25.807             | 200/400     | 34    |
|     |     | 1800 | 324TC    | <a href="#">040180T3V324TC-W40G</a>  | \$3,595    | N1B          | 505                           | 1.25           | 54.7           | 94.1        | 25.807             | 200/400     | 34;51 |
| 50  | 37  | 3600 | 324TS    | <a href="#">050360T3E324TS-W40G</a>  | \$4,097    | N1B          | 520                           | 1.25           | 58.7           | 93.0        | 24.307             | 230/460     | 34    |
|     |     | 3600 | 324TSC   | <a href="#">050360T3E324TSC-W40G</a> | \$4,197    | N1B          | 520                           | 1.25           | 58.7           | 93.0        | 24.307             | 230/460     | 34    |
|     |     | 1800 | 324/6T   | <a href="#">050180T3E326T-W40G</a>   | \$4,188    | N1B          | 544                           | 1.25           | 58.5           | 94.5        | 27.307             | 230/460     | 34    |
|     |     | 1800 | 324/6TC  | <a href="#">050180T3E326TC-W40G</a>  | \$4,288    | N1B          | 563                           | 1.25           | 58.5           | 94.5        | 27.307             | 230/460     | 34    |
|     |     | 1800 | 324/6T   | <a href="#">050180T3H326T-W40G</a>   | \$4,188    | N1B          | 535                           | 1.25           | 46.8           | 94.5        | 27.307             | 575         | 34    |
|     |     | 1800 | 324/6T   | <a href="#">050180T3V326T-W40G</a>   | \$4,188    | N1B          | 520                           | 1.25           | 67.3           | 94.5        | 27.307             | 200/400     | 34    |
|     |     | 1200 | 364/5T   | <a href="#">050120T3E365T-W40G</a>   | \$7,232    | N1B          | 884                           | 1.25           | 58.1           | 94.1        | 29.725             | 230/460     | 34;51 |
| 60  | 45  | 3600 | 324/6TS  | <a href="#">060360T3E326TS-W40G</a>  | \$4,858    | N1B          | 548                           | 1.25           | 71.0           | 93.6        | 25.807             | 230/460     | 34    |
|     |     | 1800 | 364/5T   | <a href="#">060180T3E364T-W40G</a>   | \$5,283    | N1B          | 854                           | 1.25           | 69.9           | 95.0        | 29.725             | 230/460     | 34    |
|     |     | 1800 | 364/5TC  | <a href="#">060180T3E364TC-W40G</a>  | \$5,677    | N1B          | 881                           | 1.25           | 69.9           | 95.0        | 29.725             | 230/460     | 34    |
|     |     | 1800 | 364/5T   | <a href="#">060180T3H364T-W40G</a>   | \$5,283    | N1B          | 847                           | 1.25           | 55.9           | 95.0        | 29.725             | 575         | 34    |
|     |     | 1200 | 404/5T   | <a href="#">060120T3E404T-W40G</a>   | \$8,762    | N1B          | 1051                          | 1.25           | 70.3           | 94.5        | 34.100             | 230/460     | 34;51 |
| 75  | 55  | 3600 | 364/5TS  | <a href="#">075360T3E364TS-W40G</a>  | \$6,172    | N1B          | 789                           | 1.25           | 84.8           | 93.6        | 27.522             | 230/460     | 34    |
|     |     | 3600 | 364/5TSC | <a href="#">075360T3E364TSC-W40G</a> | \$6,566    | N1B          | 794                           | 1.25           | 84.8           | 93.6        | 27.522             | 230/460     | 34;51 |
|     |     | 1800 | 364/5T   | <a href="#">075180T3E365T-W40G</a>   | \$6,498    | N1B          | 878                           | 1.25           | 85.5           | 95.0        | 29.725             | 230/460     | 34    |
|     |     | 1800 | 364/5TC  | <a href="#">075180T3E365TC-W40G</a>  | \$6,892    | N1B          | 904                           | 1.25           | 85.5           | 95.0        | 29.725             | 230/460     | 34    |
|     |     | 1800 | 364/5T   | <a href="#">075180T3H365T-W40G</a>   | \$6,498    | N1B          | 875                           | 1.25           | 68.4           | 95.0        | 29.725             | 575         | 34    |
|     |     | 1200 | 404/5T   | <a href="#">075120T3E405T-W40G</a>   | \$9,558    | N1B          | 1087                          | 1.25           | 85.9           | 94.5        | 34.100             | 230/460     | 34;51 |
| 100 | 75  | 3600 | 364/5TS  | <a href="#">100360T3E365TS-W40G</a>  | \$7,484    | N1B          | 835                           | 1.25           | 116            | 93.6        | 27.522             | 230/460     | 34;51 |
|     |     | 1800 | 404/5TS  | <a href="#">100180T3E404TS-W40G</a>  | \$7,751    | N1B          | 1047                          | 1.25           | 115            | 95.4        | 31.100             | 230/460     | 34    |
|     |     | 1800 | 404/5T   | <a href="#">100180T3E404T-W40G</a>   | \$8,341    | N1B          | 1064                          | 1.25           | 115            | 95.4        | 34.100             | 230/460     | 34    |
|     |     | 1800 | 404/5T   | <a href="#">100180T3H404T-W40G</a>   | \$8,341    | N1B          | 1070                          | 1.25           | 92.0           | 95.4        | 34.100             | 575         | 34    |
|     |     | 1200 | 444/5T   | <a href="#">100120T3E444T-W40G</a>   | \$13,463   | N1B          | 1403                          | 1.25           | 127            | 95.0        | 38.108             | 230/460     | 34;51 |
| 125 | 90  | 3600 | 404/5TS  | <a href="#">125360T3E404TS-W40G</a>  | \$10,026   | N1B          | 955                           | 1.25           | 136            | 94.1        | 31.100             | 230/460     | 34;51 |
|     |     | 1800 | 404/5T   | <a href="#">125180T3E405T-W40G</a>   | \$9,181    | N1B          | 1156                          | 1.25           | 138            | 95.4        | 34.100             | 230/460     | 34;51 |
|     |     | 1800 | 404/5TC  | <a href="#">125180T3E405TC-W40G</a>  | \$9,627    | N1B          | 1156                          | 1.25           | 138            | 95.4        | 34.100             | 230/460     | 34    |
|     |     | 1800 | 404/5T   | <a href="#">125180T3H405T-W40G</a>   | \$9,181    | N1B          | 1156                          | 1.25           | 110            | 95.4        | 34.100             | 575         | 34;51 |
|     |     | 1200 | 444/5T   | <a href="#">125120T3G445T-W40G</a>   | \$14,353   | N1B          | 1497                          | 1.25           | 154            | 95.0        | 38.108             | 460         | 34;51 |
| 150 | 110 | 3600 | 404/5TS  | <a href="#">150360T3G405TS-W40G</a>  | \$12,616   | N1B          | 1004                          | 1.25           | 167            | 94.1        | 31.100             | 460         | 34;51 |

\* To be discontinued and replaced by W40 model once inventory is depleted.

Please refer to back cover for description of "NOTES"

For detailed specifications, data sheets, drawings and performance curves visit <http://www.weg.net>

Data subject to change without notice.

Can't find what you are looking for? Call 1-800-ASK-4WEG (275-4934)

A-67

## IEEE 841 - THREE PHASE TEFC - NEMA Premium®

WEG's IEEE 841 motors are specially suited for Pulp & Paper mills, Steel mills, Petrochemical Plants and diverse demanding applications requiring severe duty long life motors.

WEG's W22 cast iron platform has an improved cooling system and solid feet for cooler operation and reduced vibration and noise extending the life of the motor.

### Standard Features:

- Class F insulation (Impregnation Resin and magnet wire are class H)
- F1 Mounted (F2 convertible). Frames 447T and up can easily be F2 converted by simply rotating the terminal box adapter
- Stainless Steel Nameplate - Laser etched with high contrast background
- All frames with regreasable ball bearings
- Class I, Div. 2, Groups A, B, C & D – T3
- Corrosion resistant Epoxy Paint system (C4 per ISO12944)

**\*Inverter Rated:**  
**1000:1 for variable torque**  
**20:1 for constant torque**

*\*Frame 586/7 250HP and up 6:1 CT and 1000:1 VT*

*\*Insulated bearing housing on the NDE standard on L447/9T and above*



### Features that make a difference:

- 1.25 Service Factor up to 100 HP
- InproSeal Bearing Isolators both ends
- Bearing protection meets IP56
- Rubber lead separator between terminal box and frame
- Vibration: 0.04 inches per second or less
- Guaranteed foot flatness to within 0.005"
- Bearing life 50,000 hours (L-10)
- Epoxy Paint system exceeds 250hrs Salt Spray test
- Interior surfaces are epoxy coated
- Non-sparking fan
- NPT Threaded terminal box
- Seamless copper lead lugs
- Seamless Stainless Steel grease extension tubes
- Automatic grease relief fittings
- IEEE 841 Link to Test Report in conduit box
- Suitable for IEEE45 and USCG 259 – Marine Duty



Please refer to back cover for description of "NOTES"

For detailed specifications, data sheets, drawings and performance curves visit <http://www.weg.net>



# Three-Phase General Purpose Motors

IEEE 841 - Three-Phase

## TEFC - Foot Mount

Three-Phase  
General Purpose  
Motors

| HP  | kW   | RPM  | Frame  | Catalog Number                      | List Price     | Mult. Symbol | Approx. Shipping Weight (lbs) | Service Factor | FL Amps @ High | FL. Eff (%) | "C" Dimension (in) | Voltage (V) | Notes |
|-----|------|------|--------|-------------------------------------|----------------|--------------|-------------------------------|----------------|----------------|-------------|--------------------|-------------|-------|
| 1   | 0.75 | 1800 | 143/5T | <a href="#">00118ST3QIE143T-W22</a> | <b>\$922</b>   | I1           | 58                            | 1.25           | 1.47           | 85.5        | 13.358             | 460         |       |
|     |      | 1800 | 143/5T | <a href="#">00118ST3HIE143T-W22</a> | <b>\$922</b>   | I1           | 58                            | 1.25           | 1.18           | 85.5        | 13.358             | 575         |       |
|     |      | 1200 | 143/5T | <a href="#">00112ST3QIE145T-W22</a> | <b>\$1,062</b> | I1           | 66                            | 1.25           | 1.73           | 82.5        | 13.358             | 460         |       |
|     |      | 1200 | 143/5T | <a href="#">00112ST3HIE145T-W22</a> | <b>\$1,062</b> | I1           | 66                            | 1.25           | 1.38           | 82.5        | 13.358             | 575         |       |
|     |      | 900  | 182/4T | <a href="#">00109ST3QIE182T-W22</a> | <b>\$2,006</b> | I1           | 97                            | 1.25           | 2.30           | 78.5        | 15.860             | 460         |       |
| 1.5 | 1.1  | 3600 | 143/5T | <a href="#">00156ST3QIE143T-W22</a> | <b>\$981</b>   | I1           | 59                            | 1.25           | 1.96           | 84.0        | 13.358             | 460         |       |
|     |      | 3600 | 143/5T | <a href="#">00156ST3HIE143T-W22</a> | <b>\$981</b>   | I1           | 43                            | 1.25           | 1.57           | 84.0        | 13.358             | 575         |       |
|     |      | 1800 | 143/5T | <a href="#">00158ST3QIE145T-W22</a> | <b>\$981</b>   | I1           | 63                            | 1.25           | 2.02           | 86.5        | 13.358             | 460         |       |
|     |      | 1800 | 143/5T | <a href="#">00158ST3HIE145T-W22</a> | <b>\$981</b>   | I1           | 63                            | 1.25           | 1.62           | 86.5        | 13.358             | 575         |       |
|     |      | 1200 | 182/4T | <a href="#">00152ST3QIE182T-W22</a> | <b>\$1,286</b> | I1           | 108                           | 1.25           | 2.54           | 87.5        | 15.860             | 460         |       |
|     |      | 1200 | 182/4T | <a href="#">00152ST3HIE182T-W22</a> | <b>\$1,286</b> | I1           | 74                            | 1.25           | 2.03           | 87.5        | 15.860             | 575         |       |
|     |      | 900  | 182/4T | <a href="#">00159ST3QIE184T-W22</a> | <b>\$2,016</b> | I1           | 112                           | 1.25           | 2.70           | 82.5        | 15.860             | 460         |       |
| 2   | 1.5  | 3600 | 143/5T | <a href="#">00236ST3QIE145T-W22</a> | <b>\$1,023</b> | I1           | 64                            | 1.25           | 2.56           | 85.5        | 13.358             | 460         |       |
|     |      | 3600 | 143/5T | <a href="#">00236ST3HIE145T-W22</a> | <b>\$1,023</b> | I1           | 64                            | 1.25           | 2.05           | 85.5        | 13.358             | 575         |       |
|     |      | 1800 | 143/5T | <a href="#">00218ST3QIE145T-W22</a> | <b>\$1,023</b> | I1           | 64                            | 1.25           | 2.76           | 86.5        | 13.358             | 460         |       |
|     |      | 1800 | 143/5T | <a href="#">00218ST3HIE145T-W22</a> | <b>\$1,023</b> | I1           | 64                            | 1.25           | 2.21           | 86.5        | 13.358             | 575         |       |
|     |      | 1200 | 182/4T | <a href="#">00212ST3QIE184T-W22</a> | <b>\$1,363</b> | I1           | 113                           | 1.25           | 3.22           | 88.5        | 15.860             | 460         |       |
|     |      | 1200 | 182/4T | <a href="#">00212ST3HIE184T-W22</a> | <b>\$1,363</b> | I1           | 114                           | 1.25           | 2.58           | 88.5        | 15.860             | 575         | 39    |
|     |      | 900  | 213/5T | <a href="#">00209ST3QIE213T-W22</a> | <b>\$2,701</b> | I1           | 154                           | 1.25           | 3.39           | 85.5        | 19.517             | 460         |       |
| 3   | 2.2  | 3600 | 182/4T | <a href="#">00336ST3QIE182T-W22</a> | <b>\$1,267</b> | I1           | 109                           | 1.25           | 3.63           | 86.5        | 15.860             | 460         |       |
|     |      | 3600 | 182/4T | <a href="#">00336ST3HIE182T-W22</a> | <b>\$1,267</b> | I1           | 108                           | 1.25           | 2.90           | 86.5        | 15.860             | 575         |       |
|     |      | 1800 | 182/4T | <a href="#">00318ST3QIE182T-W22</a> | <b>\$1,224</b> | I1           | 106                           | 1.25           | 3.91           | 89.5        | 15.860             | 460         |       |
|     |      | 1800 | 182/4T | <a href="#">00318ST3HIE182T-W22</a> | <b>\$1,224</b> | I1           | 104                           | 1.25           | 3.13           | 89.5        | 15.860             | 575         |       |
|     |      | 1200 | 213/5T | <a href="#">00312ST3QIE213T-W22</a> | <b>\$1,537</b> | I1           | 173                           | 1.25           | 4.41           | 89.5        | 19.517             | 460         |       |
|     |      | 1200 | 213/5T | <a href="#">00312ST3HIE213T-W22</a> | <b>\$1,537</b> | I1           | 173                           | 1.25           | 3.53           | 89.5        | 19.517             | 575         |       |
|     |      | 900  | 213/5T | <a href="#">00309ST3QIE215T-W22</a> | <b>\$2,883</b> | I1           | 199                           | 1.25           | 4.55           | 85.5        | 19.517             | 460         |       |
| 5   | 3.7  | 3600 | 182/4T | <a href="#">00536ST3QIE184T-W22</a> | <b>\$1,429</b> | I1           | 116                           | 1.25           | 5.90           | 88.5        | 15.860             | 460         |       |
|     |      | 3600 | 182/4T | <a href="#">00536ST3HIE184T-W22</a> | <b>\$1,429</b> | I1           | 116                           | 1.25           | 4.72           | 88.5        | 15.860             | 575         |       |
|     |      | 1800 | 182/4T | <a href="#">00518ST3QIE184T-W22</a> | <b>\$1,371</b> | I1           | 115                           | 1.25           | 6.45           | 89.5        | 15.860             | 460         |       |
|     |      | 1800 | 182/4T | <a href="#">00518ST3HIE184T-W22</a> | <b>\$1,371</b> | I1           | 115                           | 1.25           | 5.16           | 89.5        | 15.860             | 575         |       |
|     |      | 1200 | 213/5T | <a href="#">00512ST3QIE215T-W22</a> | <b>\$1,901</b> | I1           | 191                           | 1.25           | 6.83           | 89.5        | 19.517             | 460         |       |
|     |      | 1200 | 213/5T | <a href="#">00512ST3HIE215T-W22</a> | <b>\$1,901</b> | I1           | 191                           | 1.25           | 5.46           | 89.5        | 19.517             | 575         |       |
|     |      | 900  | 254/6T | <a href="#">00509ST3QIE254T-W22</a> | <b>\$4,243</b> | I1           | 306                           | 1.25           | 7.58           | 87.5        | 24.945             | 460         |       |
| 7.5 | 5.5  | 3600 | 213/5T | <a href="#">00736ST3QIE213T-W22</a> | <b>\$1,751</b> | I1           | 174                           | 1.25           | 8.76           | 89.5        | 19.517             | 460         |       |
|     |      | 3600 | 213/5T | <a href="#">00736ST3HIE213T-W22</a> | <b>\$1,751</b> | I1           | 173                           | 1.25           | 7.01           | 89.5        | 19.517             | 575         |       |
|     |      | 1800 | 213/5T | <a href="#">00718ST3QIE213T-W22</a> | <b>\$1,646</b> | I1           | 185                           | 1.25           | 9.18           | 91.7        | 19.517             | 460         |       |
|     |      | 1800 | 213/5T | <a href="#">00718ST3HIE213T-W22</a> | <b>\$1,646</b> | I1           | 185                           | 1.25           | 7.34           | 91.7        | 19.517             | 575         |       |
|     |      | 1200 | 254/6T | <a href="#">00712ST3QIE254T-W22</a> | <b>\$2,544</b> | I1           | 322                           | 1.25           | 9.48           | 91.0        | 24.945             | 460         |       |
|     |      | 1200 | 254/6T | <a href="#">00712ST3HIE254T-W22</a> | <b>\$2,544</b> | I1           | 299                           | 1.25           | 7.58           | 91.0        | 24.945             | 575         |       |
|     |      | 900  | 254/6T | <a href="#">00709ST3QIE256T-W22</a> | <b>\$5,040</b> | I1           | 321                           | 1.25           | 11.1           | 87.5        | 24.945             | 460         |       |

continued on next page

Please refer to back cover for description of "NOTES"

For detailed specifications, data sheets, drawings and performance curves visit <http://www.weg.net>

Data subject to change without notice.

Can't find what you are looking for? Call 1-800-ASK-4WEG (275-4934)

# Three-Phase General Purpose Motors



## IEEE 841 - Three-Phase TEFC - Foot Mount - *continued*

Three-Phase  
General Purpose  
Motors

| HP | KW   | RPM  | Frame   | Catalog Number                       | List Price | Mult. Symbol | Approx. Shipping Weight (lbs) | Service Factor | FL Amps @ High | FL. Eff (%) | "C" Dimension (in) | Voltage (V) | Notes |
|----|------|------|---------|--------------------------------------|------------|--------------|-------------------------------|----------------|----------------|-------------|--------------------|-------------|-------|
| 10 | 7.5  | 3600 | 213/5T  | <a href="#">01036ST3QIE215T-W22</a>  | \$1,920    | 11           | 191                           | 1.25           | 11.6           | 90.2        | 19.517             | 460         |       |
|    |      | 3600 | 213/5T  | <a href="#">01036ST3HIE215T-W22</a>  | \$1,920    | 11           | 191                           | 1.25           | 9.28           | 90.2        | 19.517             | 575         |       |
|    |      | 1800 | 213/5T  | <a href="#">01018ST3QIE215T-W22</a>  | \$1,760    | 11           | 188                           | 1.25           | 12.4           | 91.7        | 19.517             | 460         |       |
|    |      | 1800 | 213/5T  | <a href="#">01018ST3HIE215T-W22</a>  | \$1,760    | 11           | 199                           | 1.25           | 9.92           | 91.7        | 19.517             | 575         |       |
|    |      | 1200 | 254/6T  | <a href="#">01012ST3QIE256T-W22</a>  | \$2,834    | 11           | 329                           | 1.25           | 12.9           | 91.0        | 24.945             | 460         |       |
|    |      | 1200 | 254/6T  | <a href="#">01012ST3HIE256T-W22</a>  | \$2,834    | 11           | 329                           | 1.25           | 10.3           | 91.0        | 24.945             | 575         |       |
|    |      | 900  | 284/6T  | <a href="#">01009ST3QIE284T-W22</a>  | \$5,936    | 11           | 380                           | 1.25           | 13.4           | 90.2        | 27.929             | 460         |       |
| 15 | 11   | 3600 | 254/6T  | <a href="#">01536ST3QIE254T-W22</a>  | \$2,428    | 11           | 303                           | 1.25           | 17.2           | 91.0        | 24.945             | 460         |       |
|    |      | 3600 | 254/6T  | <a href="#">01536ST3HIE254T-W22</a>  | \$2,428    | 11           | 303                           | 1.25           | 13.8           | 91.0        | 24.945             | 575         |       |
|    |      | 1800 | 254/6T  | <a href="#">01518ST3QIE254T-W22</a>  | \$2,257    | 11           | 341                           | 1.25           | 18.0           | 92.4        | 24.945             | 460         |       |
|    |      | 1800 | 254/6T  | <a href="#">01518ST3HIE254T-W22</a>  | \$2,257    | 11           | 351                           | 1.25           | 14.4           | 92.4        | 24.945             | 575         |       |
|    |      | 1200 | 284/6T  | <a href="#">01512ST3QIE284T-W22</a>  | \$4,203    | 11           | 430                           | 1.25           | 17.9           | 91.7        | 27.929             | 460         |       |
|    |      | 1200 | 284/6T  | <a href="#">01512ST3HIE284T-W22</a>  | \$4,203    | 11           | 425                           | 1.25           | 14.3           | 91.7        | 27.929             | 575         |       |
|    |      | 900  | 284/6T  | <a href="#">01509ST3QIE286T-W22</a>  | \$6,742    | 11           | 437                           | 1.25           | 19.4           | 90.2        | 27.929             | 460         |       |
| 20 | 15   | 3600 | 254/6T  | <a href="#">02036ST3QIE256T-W22</a>  | \$2,957    | 11           | 329                           | 1.25           | 23.2           | 91.0        | 24.945             | 460         |       |
|    |      | 3600 | 254/6T  | <a href="#">02036ST3HIE256T-W22</a>  | \$2,957    | 11           | 328                           | 1.25           | 18.6           | 91.0        | 24.945             | 575         |       |
|    |      | 1800 | 254/6T  | <a href="#">02018ST3QIE256T-W22</a>  | \$2,597    | 11           | 385                           | 1.25           | 24.1           | 93.0        | 24.945             | 460         |       |
|    |      | 1800 | 254/6T  | <a href="#">02018ST3HIE256T-W22</a>  | \$2,597    | 11           | 400                           | 1.25           | 19.3           | 93.0        | 24.945             | 575         |       |
|    |      | 1200 | 284/6T  | <a href="#">02012ST3QIE286T-W22</a>  | \$4,773    | 11           | 456                           | 1.25           | 24.2           | 91.7        | 27.929             | 460         |       |
|    |      | 1200 | 284/6T  | <a href="#">02012ST3HIE286T-W22</a>  | \$4,773    | 11           | 456                           | 1.25           | 19.4           | 91.7        | 27.929             | 575         |       |
|    |      | 900  | 324/6T  | <a href="#">02009ST3QIE324T-W22</a>  | \$8,269    | 11           | 551                           | 1.25           | 28.3           | 91.0        | 31.116             | 460         |       |
| 25 | 18.5 | 3600 | 284/6TS | <a href="#">02536ST3QIE284TS-W22</a> | \$3,368    | 11           | 413                           | 1.25           | 28.5           | 91.7        | 26.557             | 460         |       |
|    |      | 3600 | 284/6TS | <a href="#">02536ST3HIE284TS-W22</a> | \$3,368    | 11           | 403                           | 1.25           | 22.8           | 91.7        | 26.557             | 575         |       |
|    |      | 1800 | 284/6T  | <a href="#">02518ST3QIE284T-W22</a>  | \$2,926    | 11           | 448                           | 1.25           | 29.5           | 93.6        | 27.929             | 460         |       |
|    |      | 1800 | 284/6T  | <a href="#">02518ST3HIE284T-W22</a>  | \$2,926    | 11           | 447                           | 1.25           | 23.6           | 93.6        | 27.929             | 575         |       |
|    |      | 1200 | 324/6T  | <a href="#">02512ST3QIE324T-W22</a>  | \$5,211    | 11           | 588                           | 1.25           | 30.4           | 93.0        | 31.116             | 460         |       |
|    |      | 1200 | 324/6T  | <a href="#">02512ST3HIE324T-W22</a>  | \$5,211    | 11           | 587                           | 1.25           | 24.3           | 93.0        | 31.116             | 575         |       |
|    |      | 900  | 324/6T  | <a href="#">02509ST3QIE326T-W22</a>  | \$8,838    | 11           | 596                           | 1.25           | 35.9           | 91.0        | 31.116             | 460         |       |
| 30 | 22   | 3600 | 284/6TS | <a href="#">03036ST3QIE286TS-W22</a> | \$3,799    | 11           | 433                           | 1.25           | 33.8           | 91.7        | 26.557             | 460         |       |
|    |      | 3600 | 284/6TS | <a href="#">03036ST3HIE286TS-W22</a> | \$3,799    | 11           | 433                           | 1.25           | 27.0           | 91.7        | 26.557             | 575         |       |
|    |      | 1800 | 284/6T  | <a href="#">03018ST3QIE286T-W22</a>  | \$3,509    | 11           | 454                           | 1.25           | 35.1           | 93.6        | 27.929             | 460         |       |
|    |      | 1800 | 284/6T  | <a href="#">03018ST3HIE286T-W22</a>  | \$3,509    | 11           | 484                           | 1.25           | 28.1           | 93.6        | 27.929             | 575         |       |
|    |      | 1200 | 324/6T  | <a href="#">03012ST3QIE326T-W22</a>  | \$5,359    | 11           | 633                           | 1.25           | 35.8           | 93.0        | 31.116             | 460         |       |
|    |      | 1200 | 324/6T  | <a href="#">03012ST3HIE326T-W22</a>  | \$5,359    | 11           | 632                           | 1.25           | 28.6           | 93.0        | 31.116             | 575         |       |
|    |      | 900  | 364/5T  | <a href="#">03009ST3QIE364T-W22</a>  | \$13,149   | 11           | 900                           | 1.25           | 37.0           | 92.4        | 34.251             | 460         |       |
| 40 | 30   | 3600 | 324/6TS | <a href="#">04036ST3QIE324TS-W22</a> | \$5,306    | 11           | 591                           | 1.25           | 45.8           | 92.4        | 29.616             | 460         |       |
|    |      | 3600 | 324/6TS | <a href="#">04036ST3HIE324TS-W22</a> | \$5,306    | 11           | 591                           | 1.25           | 36.6           | 92.4        | 29.616             | 575         |       |
|    |      | 1800 | 324/6T  | <a href="#">04018ST3QIE324T-W22</a>  | \$4,692    | 11           | 590                           | 1.25           | 47.1           | 94.1        | 31.116             | 460         |       |
|    |      | 1800 | 324/6T  | <a href="#">04018ST3HIE324T-W22</a>  | \$4,692    | 11           | 617                           | 1.25           | 37.7           | 94.1        | 31.116             | 575         |       |
|    |      | 1200 | 364/5T  | <a href="#">04012ST3QIE364T-W22</a>  | \$8,636    | 11           | 1007                          | 1.25           | 46.5           | 94.1        | 34.251             | 460         |       |
|    |      | 1200 | 364/5T  | <a href="#">04012ST3HIE364T-W22</a>  | \$8,636    | 11           | 1003                          | 1.25           | 37.2           | 94.1        | 34.251             | 575         |       |
|    |      | 900  | 364/5T  | <a href="#">04009ST3QIE365T-W22</a>  | \$14,909   | 11           | 955                           | 1.25           | 50.3           | 92.4        | 34.251             | 460         |       |

*continued on next page*

Please refer to back cover for description of "NOTES"

For detailed specifications, data sheets, drawings and performance curves visit <http://www.weg.net>



### TEFC - Foot Mount - *continued*

Three-Phase  
General Purpose  
Motors

| HP  | kW     | RPM                                  | Frame    | Catalog Number                       | List Price | Mult. Symbol | Approx. Shipping Weight (lbs) | Service Factor | FL Amps @ High | FL. Eff (%) | "C" Dimension (in) | Voltage (V) | Notes |
|-----|--------|--------------------------------------|----------|--------------------------------------|------------|--------------|-------------------------------|----------------|----------------|-------------|--------------------|-------------|-------|
| 50  | 37     | 3600                                 | 324/6TS  | <a href="#">05036ST3QIE326TS-W22</a> | \$5,970    | I1           | 613                           | 1.25           | 56.1           | 93.0        | 29.616             | 460         |       |
|     |        | 3600                                 | 324/6TS  | <a href="#">05036ST3HIE326TS-W22</a> | \$5,970    | I1           | 612                           | 1.25           | 44.9           | 93.0        | 29.616             | 575         |       |
|     |        | 1800                                 | 324/6T   | <a href="#">05018ST3QIE326T-W22</a>  | \$5,233    | I1           | 610                           | 1.25           | 59.2           | 94.5        | 31.116             | 460         |       |
|     |        | 1800                                 | 324/6T   | <a href="#">05018ST3HIE326T-W22</a>  | \$5,233    | I1           | 636                           | 1.25           | 47.4           | 94.5        | 31.116             | 575         |       |
|     |        | 1200                                 | 364/5T   | <a href="#">05012ST3QIE365T-W22</a>  | \$9,369    | I1           | 1022                          | 1.25           | 57.4           | 94.1        | 34.251             | 460         |       |
|     |        | 1200                                 | 364/5T   | <a href="#">05012ST3HIE365T-W22</a>  | \$9,369    | I1           | 1019                          | 1.25           | 45.9           | 94.1        | 34.251             | 575         |       |
|     |        | 900                                  | 404/5T   | <a href="#">05009ST3QIE404T-W22</a>  | \$19,331   | I1           | 1214                          | 1.25           | 60.0           | 93.0        | 39.730             | 460         |       |
| 60  | 45     | 3600                                 | 364/5TS  | <a href="#">06036ST3QIE364TS-W22</a> | \$8,665    | I1           | 965                           | 1.25           | 67.0           | 93.6        | 32.338             | 460         |       |
|     |        | 3600                                 | 364/5TS  | <a href="#">06036ST3HIE364TS-W22</a> | \$8,665    | I1           | 963                           | 1.25           | 53.6           | 93.6        | 32.338             | 575         |       |
|     |        | 1800                                 | 364/5T   | <a href="#">06018ST3QIE364T-W22</a>  | \$8,044    | I1           | 957                           | 1.25           | 68.3           | 95.0        | 34.251             | 460         |       |
|     |        | 1800                                 | 364/5T   | <a href="#">06018ST3HIE364T-W22</a>  | \$8,044    | I1           | 1030                          | 1.25           | 54.6           | 95.0        | 34.251             | 575         |       |
|     |        | 1200                                 | 404/5T   | <a href="#">06012ST3QIE404T-W22</a>  | \$11,790   | I1           | 1253                          | 1.25           | 69.5           | 94.5        | 39.730             | 460         |       |
|     |        | 1200                                 | 404/5T   | <a href="#">06012ST3HIE404T-W22</a>  | \$11,790   | I1           | 1249                          | 1.25           | 55.6           | 94.5        | 39.730             | 575         |       |
|     |        | 900                                  | 404/5T   | <a href="#">06009ST3QIE405T-W22</a>  | \$22,579   | I1           | 1261                          | 1.25           | 73.0           | 93.0        | 39.730             | 460         |       |
| 75  | 55     | 3600                                 | 364/5TS  | <a href="#">07536ST3QIE365TS-W22</a> | \$10,210   | I1           | 1012                          | 1.25           | 81.9           | 93.6        | 32.338             | 460         |       |
|     |        | 3600                                 | 364/5TS  | <a href="#">07536ST3HIE365TS-W22</a> | \$10,210   | I1           | 972                           | 1.25           | 65.5           | 93.6        | 32.338             | 575         |       |
|     |        | 1800                                 | 364/5T   | <a href="#">07518ST3QIE365T-W22</a>  | \$9,289    | I1           | 996                           | 1.25           | 84.1           | 95.4        | 34.251             | 460         |       |
|     |        | 1800                                 | 364/5T   | <a href="#">07518ST3QIERB365T-W2</a> | \$10,019   | I1           | 1019                          | 1.25           | 84.1           | 95.4        | 34.251             | 460         | 14    |
|     |        | 1800                                 | 364/5T   | <a href="#">07518ST3HIE365T-W22</a>  | \$9,289    | I1           | 1045                          | 1.25           | 67.3           | 95.4        | 34.251             | 575         |       |
|     |        | 1200                                 | 404/5T   | <a href="#">07512ST3QIE405T-W22</a>  | \$12,866   | I1           | 1317                          | 1.25           | 84.9           | 94.5        | 39.730             | 460         |       |
|     |        | 1200                                 | 404/5T   | <a href="#">07512ST3QIERB405T-W2</a> | \$12,866   | I1           | 1326                          | 1.25           | 84.9           | 94.5        | 39.730             | 460         | 14    |
|     |        | 1200                                 | 404/5T   | <a href="#">07512ST3HIE405T-W22</a>  | \$12,866   | I1           | 1298                          | 1.25           | 67.9           | 94.5        | 39.730             | 575         |       |
|     |        | 900                                  | 444/5T   | <a href="#">07509ST3QIE444T-W22</a>  | \$23,457   | I1           | 1666                          | 1.25           | 93.0           | 93.6        | 44.950             | 460         |       |
| 100 | 75     | 3600                                 | 404/5TS  | <a href="#">10036ST3QIE405TS-W22</a> | \$12,806   | I1           | 1182                          | 1.25           | 110            | 94.1        | 36.732             | 460         |       |
|     |        | 3600                                 | 404/5TS  | <a href="#">10036ST3HIE405TS-W22</a> | \$12,806   | I1           | 1191                          | 1.25           | 88.0           | 94.1        | 36.732             | 575         |       |
|     |        | 1800                                 | 404/5T   | <a href="#">10018ST3QIE405T-W22</a>  | \$12,471   | I1           | 1276                          | 1.25           | 116            | 95.4        | 39.730             | 460         |       |
|     |        | 1800                                 | 404/5T   | <a href="#">10018ST3QIERB405T-W2</a> | \$12,471   | I1           | 1292                          | 1.25           | 116            | 95.4        | 39.730             | 460         | 14    |
|     |        | 1800                                 | 404/5T   | <a href="#">10018ST3HIE405T-W22</a>  | \$12,471   | I1           | 1339                          | 1.25           | 92.8           | 95.4        | 39.730             | 575         |       |
|     |        | 1800                                 | 404/5T   | <a href="#">10018ST3HIERB405T-W2</a> | \$12,471   | I1           | 1348                          | 1.25           | 92.8           | 95.4        | 39.730             | 575         | 14    |
|     |        | 1200                                 | 444/5T   | <a href="#">10012ST3QIE444T-W22</a>  | \$17,933   | I1           | 1800                          | 1.25           | 121            | 95.0        | 44.950             | 460         |       |
|     |        | 1200                                 | 444/5T   | <a href="#">10012ST3QIERB444T-W2</a> | \$17,933   | I1           | 1915                          | 1.25           | 121            | 95.0        | 44.950             | 460         | 14    |
|     |        | 1200                                 | 444/5T   | <a href="#">10012ST3HIE444T-W22</a>  | \$17,933   | I1           | 1900                          | 1.25           | 96.8           | 95.0        | 44.950             | 575         |       |
|     |        | 900                                  | 444/5T   | <a href="#">10009ST3QIE445T-W22</a>  | \$24,681   | I1           | 1944                          | 1.25           | 127            | 94.1        | 44.950             | 460         |       |
| 900 | 444/5T | <a href="#">10009ST3QIERB445T-W2</a> | \$24,681 | I1                                   | 1763       | 1.25         | 127                           | 94.1           | 44.950         | 460         | 14                 |             |       |
| 125 | 90     | 3600                                 | 444/5TS  | <a href="#">12536ST3QIE444TS-W22</a> | \$18,198   | I1           | 1805                          | 1.15           | 134            | 95.0        | 41.200             | 460         |       |
|     |        | 3600                                 | 444/5TS  | <a href="#">12536ST3HIE444TS-W22</a> | \$18,198   | I1           | 1796                          | 1.15           | 107            | 95.0        | 41.200             | 575         |       |
|     |        | 1800                                 | 444/5T   | <a href="#">12518ST3QIE444T-W22</a>  | \$16,564   | I1           | 1708                          | 1.15           | 139            | 95.4        | 44.950             | 460         |       |
|     |        | 1800                                 | 444/5T   | <a href="#">12518ST3QIERB444T-W2</a> | \$16,564   | I1           | 1836                          | 1.15           | 139            | 95.4        | 44.950             | 460         | 14    |
|     |        | 1800                                 | 444/5T   | <a href="#">12518ST3HIE444T-W22</a>  | \$16,564   | I1           | 1822                          | 1.15           | 111            | 95.4        | 44.950             | 575         |       |
|     |        | 1200                                 | 444/5T   | <a href="#">12512ST3QIE445T-W22</a>  | \$20,158   | I1           | 2016                          | 1.15           | 143            | 95.0        | 44.950             | 460         |       |
|     |        | 1200                                 | 444/5T   | <a href="#">12512ST3QIERB445T-W2</a> | \$20,158   | I1           | 2028                          | 1.15           | 143            | 95.0        | 44.950             | 460         | 14    |
|     |        | 1200                                 | 444/5T   | <a href="#">12512ST3HIE445T-W22</a>  | \$20,158   | I1           | 2013                          | 1.15           | 114            | 95.0        | 44.950             | 575         |       |
|     |        | 900                                  | 445/7T   | <a href="#">12509ST3QIE447T-W22</a>  | \$29,733   | I1           | 2239                          | 1.15           | 151            | 94.5        | 48.701             | 460         |       |
| 900 | 445/7T | <a href="#">12509ST3QIERB447T-W2</a> | \$29,733 | I1                                   | 2273       | 1.15         | 151                           | 94.5           | 48.701         | 460         | 14                 |             |       |

*continued on next page*

Please refer to back cover for description of "NOTES"

For detailed specifications, data sheets, drawings and performance curves visit <http://www.weg.net>

Data subject to change without notice.

Can't find what you are looking for? Call 1-800-ASK-4WEG (275-4934)



# Three-Phase General Purpose Motors



IEEE 841 - Three-Phase

TEFC - Foot Mount - *continued*

Three-Phase  
General Purpose  
Motors

| HP  | kW  | RPM  | Frame   | Catalog Number                       | List Price | Mult. Symbol | Approx. Shipping Weight (lbs) | Service Factor | FL Amps @ High | FL. Eff (%) | "C" Dimension (in) | Voltage (V) | Notes  |
|-----|-----|------|---------|--------------------------------------|------------|--------------|-------------------------------|----------------|----------------|-------------|--------------------|-------------|--------|
| 150 | 110 | 3600 | 444/5TS | <a href="#">15036ST3QIE445TS-W22</a> | \$21,433   | I1           | 1900                          | 1.15           | 161            | 95.0        | 41.200             | 460         |        |
|     |     | 3600 | 444/5TS | <a href="#">15036ST3HIE445TS-W22</a> | \$21,433   | I1           | 1908                          | 1.15           | 129            | 95.0        | 41.200             | 575         |        |
|     |     | 1800 | 444/5T  | <a href="#">15018ST3QIE445T-W22</a>  | \$18,587   | I1           | 1910                          | 1.15           | 170            | 95.8        | 44.950             | 460         |        |
|     |     | 1800 | 444/5T  | <a href="#">15018ST3QIERB445T-W2</a> | \$18,587   | I1           | 2041                          | 1.15           | 170            | 95.8        | 44.950             | 460         | 14     |
|     |     | 1800 | 444/5T  | <a href="#">15018ST3HIE445T-W22</a>  | \$18,587   | I1           | 2027                          | 1.15           | 136            | 95.8        | 44.950             | 575         |        |
|     |     | 1800 | 444/5T  | <a href="#">15018ST3HIERB445T-W2</a> | \$18,587   | I1           | 2038                          | 1.15           | 136            | 95.8        | 44.950             | 575         | 14     |
|     |     | 1200 | 445/7T  | <a href="#">15012ST3QIE447T-W22</a>  | \$23,181   | I1           | 2511                          | 1.15           | 176            | 95.8        | 48.701             | 460         |        |
|     |     | 1200 | 445/7T  | <a href="#">15012ST3QIERB447T-W2</a> | \$23,181   | I1           | 2543                          | 1.15           | 176            | 95.8        | 48.701             | 460         | 14     |
|     |     | 1200 | 445/7T  | <a href="#">15012ST3HIE447T-W22</a>  | \$23,181   | I1           | 2531                          | 1.15           | 141            | 95.8        | 48.701             | 575         |        |
|     |     | 900  | 445/7T  | <a href="#">15009ST3QIE447T-W22</a>  | \$34,755   | I1           | 2409                          | 1.15           | 185            | 94.5        | 48.701             | 460         |        |
|     |     | 900  | 445/7T  | <a href="#">15009ST3QIERB447T-W2</a> | \$34,755   | I1           | 2421                          | 1.15           | 185            | 94.5        | 48.701             | 460         | 14,51  |
| 200 | 150 | 3600 | 445/7TS | <a href="#">20036ST3QIE447TS-W22</a> | \$28,568   | I1           | 2240                          | 1.15           | 219            | 95.4        | 44.951             | 460         |        |
|     |     | 3600 | 445/7TS | <a href="#">20036ST3HIE447TS-W22</a> | \$28,568   | I1           | 2209                          | 1.15           | 175            | 95.4        | 44.951             | 575         |        |
|     |     | 1800 | 445/7T  | <a href="#">20018ST3QIE447T-W22</a>  | \$23,696   | I1           | 2320                          | 1.15           | 230            | 96.2        | 48.701             | 460         |        |
|     |     | 1800 | 445/7T  | <a href="#">20018ST3QIERB447T-W2</a> | \$23,696   | I1           | 2520                          | 1.15           | 230            | 96.2        | 48.701             | 460         | 14     |
|     |     | 1800 | 445/7T  | <a href="#">20018ST3HIE447T-W22</a>  | \$23,696   | I1           | 2502                          | 1.15           | 184            | 96.2        | 48.701             | 575         |        |
|     |     | 1200 | 447/9T  | <a href="#">20012ST3QIE449T-W22</a>  | \$27,557   | I1           | 2978                          | 1.15           | 237            | 95.8        | 56.338             | 460         |        |
|     |     | 1200 | 447/9T  | <a href="#">20012ST3QIERB449T-W2</a> | \$27,557   | I1           | 3052                          | 1.15           | 237            | 95.8        | 56.338             | 460         | 14     |
|     |     | 1200 | 447/9T  | <a href="#">20012ST3HIE449T-W22</a>  | \$27,577   | I1           | 3030                          | 1.15           | 190            | 95.8        | 56.338             | 575         |        |
|     |     | 1200 | 447/9T  | <a href="#">20012ST3HIERB449T-W2</a> | \$27,557   | I1           | 3046                          | 1.15           | 190            | 95.8        | 56.338             | 575         | 14     |
|     |     | 900  | L447/9T | <a href="#">20009ST3QIE449T-W22</a>  | \$57,394   | I1           | 3655                          | 1.15           | 242            | 95.0        | 57.181             | 460         | 43     |
|     |     | 900  | L447/9T | <a href="#">20009ST3QIERB449T-W2</a> | \$57,394   | I1           | 3669                          | 1.15           | 242            | 95.0        | 57.181             | 460         | 14,43  |
|     |     | 900  | L447/9T | <a href="#">20009ST3HIE449T-W22</a>  | \$57,394   | I1           | 3569                          | 1.15           | 194            | 95.0        | 57.181             | 575         | 43     |
| 250 | 185 | 3600 | 447/9TS | <a href="#">25036ST3QIE449TS-W22</a> | \$34,663   | I1           | 2603                          | 1.15           | 266            | 95.8        | 52.940             | 460         |        |
|     |     | 1800 | 447/9T  | <a href="#">25018ST3QIE449T-W22</a>  | \$30,081   | I1           | 2904                          | 1.15           | 281            | 96.2        | 56.338             | 460         |        |
|     |     | 1800 | 447/9T  | <a href="#">25018ST3QIERB449T-W2</a> | \$30,081   | I1           | 2869                          | 1.15           | 281            | 96.2        | 56.338             | 460         | 14     |
|     |     | 1200 | 447/9T  | <a href="#">25012ST3QIE449T-W22</a>  | \$39,415   | I1           | 3190                          | 1.15           | 292            | 95.8        | 56.338             | 460         |        |
|     |     | 1200 | 447/9T  | <a href="#">25012ST3QIERB449T-W2</a> | \$39,415   | I1           | 2702                          | 1.15           | 292            | 95.8        | 56.338             | 460         | 14     |
| 300 | 220 | 1800 | 447/9T  | <a href="#">30018ST3QIE449T-W22</a>  | \$36,810   | I1           | 3102                          | 1.15           | 330            | 96.2        | 56.338             | 460         |        |
|     |     | 1800 | 447/9T  | <a href="#">30018ST3QIERB449T-W2</a> | \$36,810   | I1           | 3130                          | 1.15           | 330            | 96.2        | 56.338             | 460         | 14     |
|     |     | 1200 | L447/9T | <a href="#">30012ST3QIE449T-W22</a>  | \$44,648   | I1           | 3645                          | 1.15           | 351            | 95.8        | 57.181             | 460         | 43     |
|     |     | 1200 | L447/9T | <a href="#">30012ST3QIERB449T-W2</a> | \$44,648   | I1           | 3571                          | 1.15           | 351            | 95.8        | 57.181             | 460         | 14,43  |
| 350 | 260 | 1800 | L447/9T | <a href="#">35018ST3QIE449T-W22</a>  | \$44,105   | I1           | 3580                          | 1.15           | 394            | 96.2        | 57.181             | 460         | 43     |
|     |     | 1800 | L447/9T | <a href="#">35018ST3QIERB449T-W2</a> | \$44,105   | I1           | 3580                          | 1.15           | 394            | 96.2        | 57.181             | 460         | 14,43  |
|     |     | 1200 | L447/9T | <a href="#">35012ST3QIE449T-W22</a>  | \$52,634   | I1           | 3824                          | 1.15           | 415            | 95.8        | 57.181             | 460         | 43, 37 |
|     |     | 1200 | L447/9T | <a href="#">35012ST3QIERB449T-W2</a> | \$52,634   | I1           | 3756                          | 1.15           | 415            | 95.8        | 57.181             | 460         | 14,43  |
| 400 | 300 | 1800 | L447/9T | <a href="#">40018ST3QIE449T-W22</a>  | \$48,396   | I1           | 3467                          | 1.15           | 455            | 96.2        | 57.181             | 460         | 43     |
|     |     | 1800 | L447/9T | <a href="#">40018ST3QIERB449T-W2</a> | \$48,396   | I1           | 3467                          | 1.15           | 455            | 96.2        | 57.181             | 460         | 14,43  |

Please refer to back cover for description of "NOTES"

For detailed specifications, data sheets, drawings and performance curves visit <http://www.weg.net>



# Three-Phase General Purpose Motors

IEEE 841 - Three-Phase

## TEFC - C-Face - Foot Mount

Three-Phase  
General Purpose  
Motors

| HP  | kW   | RPM  | Frame    | Catalog Number                       | List Price | Mult. Symbol | Approx. Shipping Weight (lbs) | Service Factor | FL Amps @ High | FL. Eff (%) | "C" Dimension (in) | Voltage (V) | Notes |
|-----|------|------|----------|--------------------------------------|------------|--------------|-------------------------------|----------------|----------------|-------------|--------------------|-------------|-------|
| 1   | 0.75 | 1800 | 143/5TC  | <a href="#">00118ST3QIE143TC-W22</a> | \$972      | I1           | 55                            | 1.25           | 1.47           | 85.5        | 13.358             | 460         |       |
|     |      | 1200 | 143/5TC  | <a href="#">00112ST3QIE145TC-W22</a> | \$1,112    | I1           | 63                            | 1.25           | 1.73           | 82.5        | 13.358             | 460         |       |
| 1.5 | 1.1  | 3600 | 143/5TC  | <a href="#">00156ST3QIE143TC-W22</a> | \$1,031    | I1           | 57                            | 1.25           | 1.96           | 84.0        | 13.358             | 460         |       |
|     |      | 1800 | 143/5TC  | <a href="#">00158ST3QIE145TC-W22</a> | \$1,031    | I1           | 61                            | 1.25           | 2.02           | 86.5        | 13.358             | 460         |       |
|     |      | 1200 | 182/4TC  | <a href="#">00152ST3QIE182TC-W22</a> | \$1,351    | I1           | 112                           | 1.25           | 2.54           | 87.5        | 15.860             | 460         |       |
|     |      | 900  | 182/4TC  | <a href="#">00159ST3QIE184TC-W22</a> | \$2,081    | I1           | 116                           | 1.25           | 2.70           | 82.5        | 15.860             | 460         |       |
| 2   | 1.5  | 3600 | 143/5TC  | <a href="#">00236ST3QIE145TC-W22</a> | \$1,073    | I1           | 62                            | 1.25           | 2.56           | 85.5        | 13.358             | 460         |       |
|     |      | 1800 | 143/5TC  | <a href="#">00218ST3QIE145TC-W22</a> | \$1,073    | I1           | 62                            | 1.25           | 2.76           | 86.5        | 13.358             | 460         |       |
|     |      | 1200 | 182/4TC  | <a href="#">00212ST3QIE184TC-W22</a> | \$1,428    | I1           | 117                           | 1.25           | 3.22           | 88.5        | 15.860             | 460         |       |
|     |      | 900  | 213/5TC  | <a href="#">00209ST3QIE213TC-W22</a> | \$2,781    | I1           | 185                           | 1.25           | 3.39           | 85.5        | 19.517             | 460         |       |
| 3   | 2.2  | 3600 | 182/4TC  | <a href="#">00336ST3QIE182TC-W22</a> | \$1,332    | I1           | 113                           | 1.25           | 3.63           | 86.5        | 15.860             | 460         |       |
|     |      | 1800 | 182/4TC  | <a href="#">00318ST3QIE182TC-W22</a> | \$1,289    | I1           | 109                           | 1.25           | 3.91           | 89.5        | 15.860             | 460         |       |
|     |      | 1200 | 213/5TC  | <a href="#">00312ST3QIE213TC-W22</a> | \$1,617    | I1           | 178                           | 1.25           | 4.41           | 89.5        | 19.517             | 460         |       |
|     |      | 900  | 213/5TC  | <a href="#">00309ST3QIE215TC-W22</a> | \$2,963    | I1           | 181                           | 1.25           | 4.55           | 85.5        | 19.517             | 460         |       |
| 5   | 3.7  | 3600 | 182/4TC  | <a href="#">00536ST3QIE184TC-W22</a> | \$1,494    | I1           | 120                           | 1.25           | 5.90           | 88.5        | 15.860             | 460         |       |
|     |      | 1800 | 182/4TC  | <a href="#">00518ST3QIE184TC-W22</a> | \$1,436    | I1           | 119                           | 1.25           | 6.45           | 89.5        | 15.860             | 460         |       |
|     |      | 1200 | 213/5TC  | <a href="#">00512ST3QIE215TC-W22</a> | \$1,981    | I1           | 194                           | 1.25           | 6.83           | 89.5        | 19.517             | 460         |       |
|     |      | 900  | 254/6TC  | <a href="#">00509ST3QIE254TC-W22</a> | \$4,363    | I1           | 309                           | 1.25           | 7.58           | 87.5        | 24.945             | 460         |       |
| 7.5 | 5.5  | 3600 | 213/5TC  | <a href="#">00736ST3QIE213TC-W22</a> | \$1,831    | I1           | 177                           | 1.25           | 8.76           | 89.5        | 19.517             | 460         |       |
|     |      | 1800 | 213/5TC  | <a href="#">00718ST3QIE213TC-W22</a> | \$1,726    | I1           | 189                           | 1.25           | 9.18           | 91.7        | 19.517             | 460         |       |
|     |      | 1200 | 254/6TC  | <a href="#">00712ST3QIE254TC-W22</a> | \$2,664    | I1           | 325                           | 1.25           | 9.48           | 91.0        | 24.945             | 460         |       |
|     |      | 900  | 254/6TC  | <a href="#">00709ST3QIE256TC-W22</a> | \$5,160    | I1           | 321                           | 1.25           | 11.1           | 87.5        | 24.945             | 460         |       |
| 10  | 7.5  | 3600 | 213/5TC  | <a href="#">01036ST3QIE215TC-W22</a> | \$2,000    | I1           | 195                           | 1.25           | 11.6           | 90.2        | 19.517             | 460         |       |
|     |      | 1800 | 213/5TC  | <a href="#">01018ST3QIE215TC-W22</a> | \$1,840    | I1           | 203                           | 1.25           | 12.4           | 91.7        | 19.517             | 460         |       |
|     |      | 1200 | 254/6TC  | <a href="#">01012ST3QIE256TC-W22</a> | \$2,954    | I1           | 340                           | 1.25           | 12.9           | 91.0        | 24.945             | 460         |       |
|     |      | 900  | 284/6TC  | <a href="#">01009ST3QIE284TC-W22</a> | \$6,136    | I1           | 400                           | 1.25           | 13.4           | 90.2        | 27.929             | 460         |       |
| 15  | 11   | 3600 | 254/6TC  | <a href="#">01536ST3QIE254TC-W22</a> | \$2,548    | I1           | 306                           | 1.25           | 17.2           | 91.0        | 24.945             | 460         |       |
|     |      | 1800 | 254/6TC  | <a href="#">01518ST3QIE254TC-W22</a> | \$2,377    | I1           | 355                           | 1.25           | 18.0           | 92.4        | 24.945             | 460         |       |
|     |      | 1200 | 284/6TC  | <a href="#">01512ST3QIE284TC-W22</a> | \$4,403    | I1           | 434                           | 1.25           | 17.9           | 91.7        | 27.929             | 460         |       |
|     |      | 900  | 284/6TC  | <a href="#">01509ST3QIE286TC-W22</a> | \$6,942    | I1           | 444                           | 1.25           | 19.4           | 90.2        | 27.929             | 460         |       |
| 20  | 15   | 3600 | 254/6TC  | <a href="#">02036ST3QIE256TC-W22</a> | \$3,077    | I1           | 332                           | 1.25           | 23.2           | 91.0        | 24.945             | 460         |       |
|     |      | 1800 | 254/6TC  | <a href="#">02018ST3QIE256TC-W22</a> | \$2,717    | I1           | 404                           | 1.25           | 24.1           | 93.0        | 24.945             | 460         |       |
|     |      | 1200 | 284/6TC  | <a href="#">02012ST3QIE286TC-W22</a> | \$4,973    | I1           | 465                           | 1.25           | 24.2           | 91.7        | 27.929             | 460         |       |
|     |      | 900  | 324/6TC  | <a href="#">02009ST3QIE324TC-W22</a> | \$8,494    | I1           | 482                           | 1.25           | 28.3           | 91.0        | 31.116             | 460         |       |
| 25  | 18.5 | 3600 | 284/6TSC | <a href="#">02536ST3QIE284TSC-W2</a> | \$3,568    | I1           | 389                           | 1.25           | 28.5           | 91.7        | 26.557             | 460         |       |
|     |      | 1800 | 284/6TC  | <a href="#">02518ST3QIE284TC-W22</a> | \$3,126    | I1           | 456                           | 1.25           | 29.5           | 93.6        | 27.929             | 460         |       |
|     |      | 1200 | 324/6TC  | <a href="#">02512ST3QIE324TC-W22</a> | \$5,436    | I1           | 603                           | 1.25           | 30.4           | 93.0        | 31.116             | 460         |       |
|     |      | 900  | 324/6TC  | <a href="#">02509ST3QIE326TC-W22</a> | \$9,063    | I1           | 539                           | 1.25           | 35.9           | 91.0        | 31.116             | 460         |       |
| 30  | 22   | 3600 | 284/6TSC | <a href="#">03036ST3QIE286TSC-W2</a> | \$3,999    | I1           | 441                           | 1.25           | 33.8           | 91.7        | 26.557             | 460         |       |
|     |      | 1800 | 284/6TC  | <a href="#">03018ST3QIE286TC-W22</a> | \$3,709    | I1           | 493                           | 1.25           | 35.1           | 93.6        | 27.929             | 460         |       |
|     |      | 1200 | 324/6TC  | <a href="#">03012ST3QIE326TC-W22</a> | \$5,584    | I1           | 646                           | 1.25           | 35.8           | 93.0        | 31.116             | 460         |       |
|     |      | 900  | 364/5TC  | <a href="#">03009ST3QIE364TC-W22</a> | \$13,524   | I1           | 917                           | 1.25           | 37.0           | 92.4        | 34.251             | 460         |       |

continued on next page

Please refer to back cover for description of "NOTES"

For detailed specifications, data sheets, drawings and performance curves visit <http://www.weg.net>

Data subject to change without notice.

Can't find what you are looking for? Call 1-800-ASK-4WEG (275-4934)

A-73

# Three-Phase General Purpose Motors



IEEE 841 - Three-Phase

## TEFC - C-Face - Foot Mount - *continued*

Three-Phase  
General Purpose  
Motors

| HP | kW | RPM  | Frame    | Catalog Number                       | List Price | Mult. Symbol | Approx. Shipping Weight (lbs) | Service Factor | FL Amps @ High | FL. Eff (%) | "C" Dimension (in) | Voltage (V) | Notes |
|----|----|------|----------|--------------------------------------|------------|--------------|-------------------------------|----------------|----------------|-------------|--------------------|-------------|-------|
| 40 | 30 | 3600 | 324/6TSC | <a href="#">04036ST3QIE324TSC-W2</a> | \$5,531    | I1           | 602                           | 1.25           | 45.8           | 92.4        | 29.616             | 460         |       |
|    |    | 1800 | 324/6TC  | <a href="#">04018ST3QIE324TC-W22</a> | \$4,917    | I1           | 633                           | 1.25           | 47.1           | 94.1        | 31.116             | 460         |       |
|    |    | 1200 | 364/5TC  | <a href="#">04012ST3QIE364TC-W22</a> | \$9,011    | I1           | 1032                          | 1.25           | 46.5           | 94.1        | 34.251             | 460         |       |
|    |    | 900  | 364/5TC  | <a href="#">04009ST3QIE365TC-W22</a> | \$15,284   | I1           | 990                           | 1.25           | 50.3           | 92.4        | 34.251             | 460         |       |
| 50 | 37 | 3600 | 324/6TSC | <a href="#">05036ST3QIE326TSC-W2</a> | \$6,195    | I1           | 627                           | 1.25           | 56.1           | 93.0        | 29.616             | 460         |       |
|    |    | 1800 | 324/6TC  | <a href="#">05018ST3QIE326TC-W22</a> | \$5,458    | I1           | 651                           | 1.25           | 59.2           | 94.5        | 31.116             | 460         |       |
|    |    | 1200 | 364/5TC  | <a href="#">05012ST3QIE365TC-W22</a> | \$9,744    | I1           | 983                           | 1.25           | 57.4           | 94.1        | 34.251             | 460         |       |
|    |    | 900  | 404/5TC  | <a href="#">05009ST3QIE404TC-W22</a> | \$19,856   | I1           | 1132                          | 1.25           | 60.0           | 93.0        | 39.730             | 460         |       |
| 60 | 45 | 1200 | 404/5TC  | <a href="#">06012ST3QIE404TC-W22</a> | \$12,315   | I1           | 1156                          | 1.25           | 69.5           | 94.5        | 39.730             | 460         |       |



## TEFC - C-Face - Footless

| HP  | kW   | RPM  | Frame   | Catalog Number                       | List Price | Mult. Symbol | Approx. Shipping Weight (lbs) | Service Factor | FL Amps @ High | FL. Eff (%) | "C" Dimension (in) | Voltage (V) | Notes |
|-----|------|------|---------|--------------------------------------|------------|--------------|-------------------------------|----------------|----------------|-------------|--------------------|-------------|-------|
| 1   | 0.75 | 1800 | 143/5TC | <a href="#">00118ST3QIER143TC-W2</a> | \$1,000    | I1           | 54                            | 1.25           | 1.47           | 85.5        | 14.066             | 460         | 15    |
| 1.5 | 1.1  | 1800 | 143/5TC | <a href="#">00158ST3QIER145TC-W2</a> | \$1,061    | I1           | 62                            | 1.25           | 2.02           | 86.5        | 14.066             | 460         | 15    |
| 2   | 1.5  | 1800 | 143/5TC | <a href="#">00218ST3QIER145TC-W2</a> | \$1,104    | I1           | 63                            | 1.25           | 2.76           | 86.5        | 14.066             | 460         | 15    |
| 3   | 2.2  | 1800 | 182/4TC | <a href="#">00318ST3QIER182TC-W2</a> | \$1,326    | I1           | 110                           | 1.25           | 3.91           | 89.5        | 17.080             | 460         | 15,39 |
| 5   | 3.7  | 1800 | 182/4TC | <a href="#">00518ST3QIER184TC-W2</a> | \$1,478    | I1           | 119                           | 1.25           | 6.45           | 89.5        | 17.080             | 460         | 15    |
| 7.5 | 5.5  | 1800 | 213/5TC | <a href="#">00718ST3QIER213TC-W2</a> | \$1,776    | I1           | 177                           | 1.25           | 9.18           | 91.7        | 21.269             | 460         | 15    |
| 10  | 7.5  | 1800 | 213/5TC | <a href="#">01018ST3QIER215TC-W2</a> | \$1,893    | I1           | 192                           | 1.25           | 12.4           | 91.7        | 21.269             | 460         | 15    |

Please refer to back cover for description of "NOTES"

For detailed specifications, data sheets, drawings and performance curves visit <http://www.weg.net>

# Three-Phase General Purpose Motors

## BRAKE MOTORS

### TEFC - Three-Phase - NEMA Premium®

WEG W22 brake motors consist of an induction motor coupled to a disc brake. Brake is of sturdy construction with few moving parts which guarantees long durability and minimum maintenance.



### Standard Features:

- Class F insulation (Impregnation Resin and Magnet wire are class H)
- 230V Brake Rectifier
- F1 Mounted
- Stainless Steel Nameplate - Laser etched with high contrast background
- Regreasable ball bearings (Frames 254T and up)
- 60HZ - 50HZ available with custom build

Note: If separate power supply to the Brake is required, (Such as on Motors operating with Variable Frequency Drive), 230V to the Brake module is standard.

### Features that make a difference:

- 1.25 Service Factor
- NPT Threaded terminal box
- Armature type brake
- Manual Release

### Inverter Rated:

**1000:1 for variable torque**  
**20:1 for constant torque**

### Optional Feature:

460V brake rectifier is available with motor modification

### Brake Torques

| Frame  | N.m | lb.ft | Optional lb.ft |
|--------|-----|-------|----------------|
| 143/5T | 16  | 12    | 17             |
| 182/4T | 60  | 44    | N/A            |
| 213/5T | 125 | 59    | 92             |
| 254/6T | 235 | 111   | 173            |
| 284/6T | 400 | 192   | 254            |





## CAST IRON BRAKE MOTORS

### TEFC – Foot Mount

Three-Phase  
General Purpose  
Motors

| HP  | kW   | RPM  | Frame  | Catalog Number                      | List Price | Mult. Symbol | Approx. Shipping Weight (lbs) | Service Factor | FL Amps @ High | FL. Eff (%) | "C" Dimension (in) | Voltage (V) | Notes |
|-----|------|------|--------|-------------------------------------|------------|--------------|-------------------------------|----------------|----------------|-------------|--------------------|-------------|-------|
| 1   | 0.75 | 1800 | 143/5T | <a href="#">00118ET3EBM143T-W22</a> | \$1,494    | B1           | 59                            | 1.25           | 1.47           | 85.5        | 16.231             | 230/460     | 25    |
|     |      | 1800 | 143/5T | <a href="#">00118ET3HBM143T-W22</a> | \$1,494    | B1           | 62                            | 1.25           | 1.18           | 85.5        | 16.231             | 575         | 25    |
|     |      | 1200 | 143/5T | <a href="#">00112ET3EBM145T-W22</a> | \$1,587    | B1           | 66                            | 1.25           | 1.73           | 82.5        | 16.231             | 230/460     | 25    |
|     |      | 900  | 182/4T | <a href="#">00109ET3EBM182T-W22</a> | \$2,594    | B1           | 126                           | 1.25           | 2.30           | 78.5        | 19.314             | 230/460     | 25    |
| 1.5 | 1.1  | 3600 | 143/5T | <a href="#">00156ET3EBM143T-W22</a> | \$1,501    | B1           | 73                            | 1.25           | 1.96           | 84.0        | 16.231             | 230/460     | 25    |
|     |      | 1800 | 143/5T | <a href="#">00158ET3EBM145T-W22</a> | \$1,569    | B1           | 65                            | 1.25           | 2.02           | 86.5        | 16.231             | 230/460     | 25    |
|     |      | 1200 | 182/4T | <a href="#">00152ET3EBM182T-W22</a> | \$2,264    | B1           | 117                           | 1.25           | 2.54           | 87.5        | 19.314             | 230/460     | 25    |
|     |      | 900  | 182/4T | <a href="#">00159ET3EBM184T-W22</a> | \$2,703    | B1           | 156                           | 1.25           | 2.70           | 82.5        | 19.314             | 230/460     | 25    |
| 2   | 1.5  | 3600 | 143/5T | <a href="#">00236ET3EBM145T-W22</a> | \$1,501    | B1           | 62                            | 1.25           | 2.56           | 85.5        | 16.231             | 230/460     | 25    |
|     |      | 1800 | 143/5T | <a href="#">00218ET3EBM145T-W22</a> | \$1,594    | B1           | 66                            | 1.25           | 2.76           | 86.5        | 16.231             | 230/460     | 25    |
|     |      | 1200 | 182/4T | <a href="#">00212ET3EBM184T-W22</a> | \$2,369    | B1           | 122                           | 1.25           | 3.23           | 88.5        | 19.314             | 230/460     | 25    |
|     |      | 900  | 213/5T | <a href="#">00209ET3EBM213T-W22</a> | \$3,345    | B1           | 217                           | 1.25           | 3.39           | 85.5        | 23.188             | 230/460     | 25    |
| 3   | 2.2  | 3600 | 182/4T | <a href="#">00336ET3EBM182T-W22</a> | \$2,290    | B1           | 140                           | 1.25           | 3.63           | 86.5        | 19.314             | 230/460     | 25    |
|     |      | 1800 | 182/4T | <a href="#">00318ET3EBM182T-W22</a> | \$2,052    | B1           | 115                           | 1.25           | 3.91           | 89.5        | 19.314             | 230/460     | 25    |
|     |      | 1200 | 213/5T | <a href="#">00312ET3EBM213T-W22</a> | \$3,220    | B1           | 196                           | 1.25           | 4.41           | 89.5        | 23.188             | 230/460     | 25    |
|     |      | 900  | 213/5T | <a href="#">00309ET3EBM215T-W22</a> | \$3,740    | B1           | 259                           | 1.25           | 4.55           | 85.5        | 23.188             | 230/460     | 25    |
| 5   | 3.7  | 3600 | 182/4T | <a href="#">00536ET3EBM184T-W22</a> | \$2,343    | B1           | 126                           | 1.25           | 5.90           | 88.5        | 19.314             | 230/460     | 25    |
|     |      | 1800 | 182/4T | <a href="#">00518ET3EBM184T-W22</a> | \$2,291    | B1           | 124                           | 1.25           | 6.45           | 89.5        | 19.314             | 230/460     | 25    |
|     |      | 1800 | 182/4T | <a href="#">00518ET3HBM184T-W22</a> | \$2,291    | B1           | 124                           | 1.25           | 5.16           | 89.5        | 19.314             | 575         | 25    |
|     |      | 1200 | 213/5T | <a href="#">00512ET3EBM215T-W22</a> | \$3,406    | B1           | 213                           | 1.25           | 6.83           | 89.5        | 23.188             | 230/460     | 25    |
|     |      | 900  | 254/6T | <a href="#">00509ET3EBM254T-W22</a> | \$5,641    | B1           | 358                           | 1.25           | 7.58           | 87.5        | 29.839             | 230/460     | 25    |
| 7.5 | 5.5  | 3600 | 213/5T | <a href="#">00736ET3EBM213T-W22</a> | \$3,002    | B1           | 200                           | 1.25           | 8.76           | 89.5        | 23.188             | 230/460     | 25    |
|     |      | 1800 | 213/5T | <a href="#">00718ET3EBM213T-W22</a> | \$2,903    | B1           | 215                           | 1.25           | 9.18           | 91.7        | 23.188             | 230/460     | 25    |
|     |      | 1200 | 254/6T | <a href="#">00712ET3EBM254T-W22</a> | \$5,172    | B1           | 377                           | 1.25           | 9.48           | 91.0        | 29.839             | 230/460     | 25    |
|     |      | 900  | 254/6T | <a href="#">00709ET3EBM256T-W22</a> | \$6,415    | B1           | 377                           | 1.25           | 11.1           | 87.5        | 29.839             | 230/460     | 25;51 |
| 10  | 7.5  | 3600 | 213/5T | <a href="#">01036ET3EBM215T-W22</a> | \$3,492    | B1           | 238                           | 1.25           | 11.6           | 90.2        | 23.188             | 230/460     | 25;51 |
|     |      | 1800 | 213/5T | <a href="#">01018ET3EBM215T-W22</a> | \$3,474    | B1           | 221                           | 1.25           | 12.4           | 91.7        | 23.188             | 230/460     | 25    |
|     |      | 1800 | 213/5T | <a href="#">01018ET3HBM215T-W22</a> | \$3,474    | B1           | 200                           | 1.25           | 9.92           | 91.7        | 23.188             | 575         | 25    |
|     |      | 1200 | 254/6T | <a href="#">01012ET3EBM256T-W22</a> | \$5,759    | B1           | 367                           | 1.25           | 12.9           | 91.0        | 29.839             | 230/460     | 25    |
| 15  | 11   | 3600 | 254/6T | <a href="#">01536ET3EBM254T-W22</a> | \$4,745    | B1           | 384                           | 1.25           | 17.2           | 91.0        | 29.839             | 230/460     | 25    |
|     |      | 1800 | 254/6T | <a href="#">01518ET3EBM254T-W22</a> | \$5,205    | B1           | 407                           | 1.25           | 18.0           | 92.4        | 29.839             | 230/460     | 25    |
|     |      | 1800 | 254/6T | <a href="#">01518ET3HBM254T-W22</a> | \$5,205    | B1           | 369                           | 1.25           | 14.4           | 92.4        | 29.839             | 575         | 25    |
| 20  | 15   | 3600 | 254/6T | <a href="#">02036ET3EBM256T-W22</a> | \$5,768    | B1           | 424                           | 1.25           | 23.2           | 91.0        | 29.839             | 230/460     | 25    |
|     |      | 1800 | 254/6T | <a href="#">02018ET3EBM256T-W22</a> | \$5,771    | B1           | 456                           | 1.25           | 24.1           | 93.0        | 29.839             | 230/460     | 25    |
| 25  | 18.5 | 1800 | 284/6T | <a href="#">02518ET3EBM284T-W22</a> | \$6,796    | B1           | 520                           | 1.25           | 29.5           | 93.6        | 32.976             | 230/460     | 25    |
| 30  | 22   | 1800 | 284/6T | <a href="#">03018ET3EBM286T-W22</a> | \$7,276    | B1           | 558                           | 1.25           | 35.1           | 93.6        | 32.976             | 230/460     | 25    |

Please refer to back cover for description of "NOTES"

For detailed specifications, data sheets, drawings and performance curves visit <http://www.weg.net>

### Spring-Set brake (Solenoid Actuated)

#### Standard Features:

- 1.15 Service Factor
- Manual Release Lever
- AC brake
- Inverter Rated
- IP55 Enclosure
- Dual Frequency (50/60 Hz)

#### Applications:

- Conveyors
- Door Operators
- Packaging Equipment
- Unit Handling



# Three-Phase General Purpose Motors



## ROLLED STEEL BRAKE MOTORS



Three-Phase  
General Purpose  
Motors

### TEFC - Foot Mount

| HP   | kW   | RPM  | Frame | Catalog Number    | List Price | Mult Symbol | Approx. Shipping Weight (lbs) | Brake Torque (ft.lb) | FL. Amps @ High | FL. Eff (%) | "C" Dimension (in) | Volts       | Notes |
|------|------|------|-------|-------------------|------------|-------------|-------------------------------|----------------------|-----------------|-------------|--------------------|-------------|-------|
| 0.25 | 0.18 | 1800 | W56   | .2518ES3EBMW56-S  | \$928      | RSB         | 24                            | 3                    | 0.50            | 66.0        | 14.610             | 208-230/460 | 9     |
| 0.33 | 0.25 | 1800 | W56   | .3318ES3EBMW56-S  | \$977      | RSB         | 26                            | 3                    | 0.66            | 68.0        | 14.610             | 208-230/460 | 9     |
| 0.5  | 0.37 | 1800 | W56   | .5018ES3EBMW56-S  | \$1,105    | RSB         | 27                            | 3                    | 1.00            | 72.0        | 15.004             | 208-230/460 | 9     |
| 0.75 | 0.55 | 1800 | W56   | .7518ES3EBMW56-S  | \$1,301    | RSB         | 38                            | 6                    | 1.22            | 75.5        | 15.397             | 208-230/460 | 9     |
| 1    | 0.75 | 1800 | 56    | 00118ET3EBM56-S   | \$1,504    | RSB         | 54                            | 6                    | 1.47            | 85.5        | 17.835             | 230/460     | 9     |
|      |      | 1800 | 143T  | 00118ET3EBM143T-S | \$1,729    | RSB         | 55                            | 6                    | 1.47            | 85.5        | 17.914             | 230/460     | 9     |
| 1.5  | 1.1  | 1800 | 145T  | 00158ET3EBM145T-S | \$1,866    | RSB         | 56                            | 10                   | 2.02            | 86.5        | 17.914             | 230/460     | 9     |
| 2    | 1.5  | 1800 | 145T  | 00218ET3EBM145T-S | \$1,921    | RSB         | 60                            | 10                   | 2.72            | 86.5        | 18.307             | 230/460     | 9     |
| 3    | 2.2  | 1800 | 182T  | 00318ET3EBM182T-S | \$2,117    | RSB         | 113                           | 15                   | 3.81            | 89.5        | 22.992             | 230/460     | 9     |
| 5    | 3.7  | 1800 | 184T  | 00518ET3EBM184T-S | \$2,492    | RSB         | 91                            | 25                   | 6.49            | 89.5        | 22.992             | 230/460     | 9     |
| 7.5  | 5.5  | 1800 | 213T  | 00718ET3EBM213T-S | \$4,563    | RSB         | 151                           | 35                   | 9.07            | 91.7        | 26.457             | 230/460     | 9     |
| 10   | 7.5  | 1800 | 215T  | 01018ET3EBM215T-S | \$4,989    | RSB         | 165                           | 50                   | 12.2            | 91.7        | 26.850             | 230/460     | 9     |
| 15   | 11   | 1800 | 254T  | 01518ET3EBM254T-S | \$6,985    | RSB         | 256                           | 75                   | 18.2            | 92.4        | 31.220             | 230/460     | 9     |
| 20   | 15   | 1800 | 256T  | 02018ET3EBM256T-S | \$9,080    | RSB         | 291                           | 100                  | 24.7            | 93.0        | 32.007             | 230/460     | 9     |

Please refer to back cover for description of "NOTES"

For detailed specifications, data sheets, drawings and performance curves visit <http://www.weg.net>



### TEFC - C-Face - Foot Mount

| HP  | kW   | RPM  | Frame | Catalog Number                     | List Price | Mult Symbol | Approx. Shipping Weight (lbs) | Brake Torque (ft.lb) | FL. Amps @ High | FL. Eff (%) | "C" Dimension (in) | Volts   | Notes |
|-----|------|------|-------|------------------------------------|------------|-------------|-------------------------------|----------------------|-----------------|-------------|--------------------|---------|-------|
| 1   | 0.75 | 1800 | 56C   | <a href="#">00118ET3EBM56C-S</a>   | \$1,542    | RSB         | 54                            | 6                    | 1.47            | 85.5        | 17.835             | 230/460 | 9     |
|     |      | 1800 | 143TC | <a href="#">00118ET3EBM143TC-S</a> | \$1,767    | RSB         | 55                            | 6                    | 1.47            | 85.5        | 17.914             | 230/460 | 9     |
| 1.5 | 1.1  | 1800 | 145TC | <a href="#">00158ET3EBM145TC-S</a> | \$1,904    | RSB         | 56                            | 10                   | 2.02            | 86.5        | 17.914             | 230/460 | 9     |
| 2   | 1.5  | 1800 | 145TC | <a href="#">00218ET3EBM145TC-S</a> | \$1,959    | RSB         | 60                            | 10                   | 2.72            | 86.5        | 18.307             | 230/460 | 9     |
| 3   | 2.2  | 1800 | 182TC | <a href="#">00318ET3EBM182TC-S</a> | \$2,189    | RSB         | 113                           | 15                   | 3.81            | 89.5        | 22.992             | 230/460 | 9     |
| 5   | 3.7  | 1800 | 184TC | <a href="#">00518ET3EBM184TC-S</a> | \$2,564    | RSB         | 91                            | 25                   | 6.49            | 89.5        | 22.992             | 230/460 | 9     |
| 7.5 | 5.5  | 1800 | 213TC | <a href="#">00718ET3EBM213TC-S</a> | \$4,702    | RSB         | 151                           | 35                   | 9.07            | 91.7        | 26.457             | 230/460 | 9     |
| 10  | 7.5  | 1800 | 215TC | <a href="#">01018ET3EBM215TC-S</a> | \$5,128    | RSB         | 165                           | 50                   | 12.2            | 91.7        | 26.850             | 230/460 | 9     |



### TEFC - C-Face - Footless

| HP   | kW   | RPM  | Frame | Catalog Number                      | List Price | Mult Symbol | Approx. Shipping Weight (lbs) | Brake Torque (ft.lb) | FL. Amps @ High | FL. Eff (%) | "C" Dimension (in) | Volts          | Notes |
|------|------|------|-------|-------------------------------------|------------|-------------|-------------------------------|----------------------|-----------------|-------------|--------------------|----------------|-------|
| 0.25 | 0.18 | 1800 | W56C  | <a href="#">.2518ES3EBMW56CFL-S</a> | \$966      | RSB         | 24                            | 3                    | 0.50            | 66.0        | 14.610             | 208-230/460    | 9     |
| 0.33 | 0.25 | 1800 | W56C  | <a href="#">.3318ES3EBMW56CFL-S</a> | \$1,015    | RSB         | 26                            | 3                    | 0.66            | 68.0        | 14.610             | 208-230/460    | 9     |
| 0.5  | 0.37 | 1800 | W56C  | <a href="#">.5018ES3EBMW56CFL-S</a> | \$1,143    | RSB         | 27                            | 3                    | 1.00            | 72.0        | 15.004             | 208-230/460    | 9     |
| 0.75 | 0.55 | 1800 | W56C  | <a href="#">.7518ES3EBMW56CFL-S</a> | \$1,339    | RSB         | 38                            | 6                    | 1.22            | 75.5        | 15.397             | 208-230/460    | 9     |
| 1    | 0.75 | 1800 | 56C   | <a href="#">00118ET3EBM56CFL-S</a>  | \$1,542    | RSB         | 54                            | 6                    | 1.47            | 85.5        | 18.165             | 230/460        | 9     |
|      |      | 1800 | 143TC | <a href="#">00118ET3EBMR143TC-S</a> | \$1,767    | RSB         | 55                            | 6                    | 1.47            | 85.5        | 18.244             | 230/460        | 9     |
| 1.5  | 1.1  | 1800 | 56C   | <a href="#">00158ET3EBM56CFL-S</a>  | \$1,856    | RSB         | 55                            | 10                   | 2.02            | 86.5        | 18.165             | 230/460        | 9     |
|      |      | 1800 | 145TC | <a href="#">00158ET3EBMR145TC-S</a> | \$1,904    | RSB         | 56                            | 10                   | 2.02            | 86.5        | 18.244             | 230/460        | 9     |
| 2    | 1.5  | 1800 | 56C   | <a href="#">00218ET3EBM56CFL-S</a>  | \$1,925    | RSB         | 59                            | 10                   | 2.72            | 86.5        | 18.559             | <b>230/460</b> | 9     |
|      |      | 1800 | 145TC | <a href="#">00218ET3EBMR145TC-S</a> | \$1,959    | RSB         | 60                            | 10                   | 2.72            | 86.5        | 18.637             | 230/460        | 9     |
| 3    | 2.2  | 1800 | 182TC | <a href="#">00318ET3EBMR182TC-S</a> | \$2,189    | RSB         | 113                           | 15                   | 3.81            | 89.5        | 22.858             | 230/460        | 9     |
| 5    | 3.7  | 1800 | 184TC | <a href="#">00518ET3EBMR184TC-S</a> | \$2,564    | RSB         | 91                            | 25                   | 6.49            | 89.5        | 22.992             | 230/460        | 9     |
| 7.5  | 5.5  | 1800 | 213TC | <a href="#">00718ET3EBMR213TC-S</a> | \$4,702    | RSB         | 151                           | 35                   | 9.07            | 91.7        | 26.457             | 230/460        | 9     |
| 10   | 7.5  | 1800 | 215TC | <a href="#">01018ET3EBMR215TC-S</a> | \$5,128    | RSB         | 165                           | 50                   | 12.2            | 91.7        | 26.850             | 230/460        | 9     |

Please refer to back cover for description of "NOTES"

For detailed specifications, data sheets, drawings and performance curves visit <http://www.weg.net>

Data subject to change without notice.

Can't find what you are looking for? Call 1-800-ASK-4WEG (275-4934)





# The Superior Choice for **HEAVY INDUSTRIAL** Applications




## Low and Medium Voltage Motors and Drives

Large end users demand WEG products by name because they know WEG meets or exceeds the toughest specifications for Heavy Industrial applications.

# Three-Phase General Purpose Motors

## IEC TRU-METRIC™ - Three Phase



W22 Cast Iron



Aluminum

Three-Phase  
General Purpose  
Motors

### TEFC

This line is designed and built according to European IEC34 and IEC79 standards.

#### Standard Features:

- 60 Hz (1.15 Service Factor) and 50 Hz (1.0 Service Factor)
- Class F insulation (Impregnation Resin and Magnet wire are class H)
- F2 mounted as standard (F1 convertible)
- Stainless Steel Nameplate - Laser etched with High contrast background
- Regreasable ball bearings (Frames 160 and up)
- Gasketed conduit box
- Class I, Div. 2, Groups A, B, C & D – T3, Class II, Div 2, Groups F & G – T3C (Cast Iron Frames only)
- Suitable for WYE/Delta Start (W and Y voltage code motors)

#### Features that make a difference:

- 1.25 Service Factor for 60 Hz operation (IE3)
- Optimized ventilation system for cooler operation and lower noise levels
- Solid base for lower vibration levels (Cast Iron Frames)
- Frames 225 and up can easily be F1 (B3L) converted by rotating the terminal box adapter or F3 by removing it
- Aluminum frames have removable feet for easy F1, F2 and F3 (B3L, B3R, B3T) conversion
- Terminal blocks

#### \*Inverter Rated:

**1000:1 for variable torque**

**12:1 for constant torque**

**Excludes 660-690V**

*\* Insulated NDE bearing housing standard on 315L and above*



# Three-Phase General Purpose Motors



IEC TRU-Metric™

## TEFC - Foot Mount

Three-Phase  
General Purpose  
Motors

| HP   | kW   | RPM        | Frame | Catalog Number       | List Price | Mult. Symbol | Approx. Shipping Weight (lbs) | Service Factor | FL Amps @ High | FL Eff (%) | "C" Dimension (in) | Voltage (V)          | Notes  |
|------|------|------------|-------|----------------------|------------|--------------|-------------------------------|----------------|----------------|------------|--------------------|----------------------|--------|
| 0.25 | 0.18 | 3600//3000 | 63    | .1836EP3EAL63-W22    | \$280      | T1           | 14                            | 1.15           | 0.48           | 68.0       | 8.504              | 230/460//190/380     | 2,7    |
|      |      | 1800//1500 | 63    | .1818EP3EAL63-W22    | \$267      | T1           | 16                            | 1.15           | 0.51           | 69.0       | 8.504              | 230/460//190/380     | 2,7    |
|      |      | 1200//1000 | 71    | .1812EP3EAL71-W22    | \$338      | T1           | 22                            | 1.15           | 0.77           | 61.0       | 9.764              | 230/460//190/380     | 2,7    |
|      |      | 900//750   | 80    | .1809EP3EAL80-W22    | \$540      | T1           | 30                            | 1.15           | 0.80           | 50.5       | 10.866             | 230/460//190/380     | 2,7    |
|      |      | 900//750   | 80    | .1809EP3WAL80-W22    | \$540      | T1           | 28                            | 1.15           | 0.80           | 50.5       | 10.866             | 460//220-240/380-415 | 2,7    |
| 0.33 | 0.25 | 3600//3000 | 63    | .2536EP3EAL63-W22    | \$286      | T1           | 16                            | 1.15           | 0.62           | 70.0       | 8.504              | 230/460//190/380     | 2,7    |
|      |      | 1800//1500 | 71    | .2518EP3EAL71-W22    | \$282      | T1           | 24                            | 1.15           | 0.68           | 73.0       | 9.764              | 230/460//190/380     | 2,7    |
|      |      | 1200//1000 | 71    | .2512EP3EAL71-W22    | \$363      | T1           | 24                            | 1.15           | 1.00           | 64.0       | 9.764              | 230/460//190/380     | 2,7    |
|      |      | 900//750   | 80    | .2509EP3EAL80-W22    | \$583      | T1           | 29                            | 1.15           | 0.87           | 57.5       | 10.866             | 230/460//190/380     | 2,7    |
|      |      | 900//750   | 80    | .2509EP3WAL80-W22    | \$583      | T1           | 32                            | 1.15           | 0.87           | 57.5       | 10.866             | 460//220-240/380-415 | 2,7    |
| 0.5  | 0.37 | 3600//3000 | 71    | .3736EP3EAL71-W22    | \$309      | T1           | 22                            | 1.15           | 0.83           | 73.0       | 9.764              | 230/460//190/380     | 2,7    |
|      |      | 1800//1500 | 71    | .3718EP3EAL71-W22    | \$290      | T1           | 24                            | 1.15           | 1.06           | 73.0       | 9.764              | 230/460//190/380     | 2,7    |
|      |      | 1200//1000 | 80    | .3712EP3EAL80-W22    | \$378      | T1           | 27                            | 1.15           | 1.07           | 64.0       | 10.866             | 230/460//190/380     | 2,7    |
|      |      | 900//750   | 90S/L | .3709EP3EAL90S-W22   | \$662      | T1           | 40                            | 1.15           | 1.35           | 61.5       | 12.953             | 230/460//190/380     | 2,7    |
|      |      | 900//750   | 90S/L | .3709EP3WAL90S/L-W22 | \$662      | T1           | 40                            | 1.15           | 1.35           | 61.5       | 12.953             | 460//220-240/380-415 | 2,7    |
| 0.75 | 0.55 | 3600//3000 | 71    | .5536EP3EAL71-W22    | \$316      | T1           | 23                            | 1.15           | 1.14           | 76.0       | 9.764              | 230/460//190/380     | 2,7    |
|      |      | 1800//1500 | 80    | .5518EP3EAL80-W22    | \$333      | T1           | 28                            | 1.15           | 1.25           | 77.0       | 10.866             | 230/460//190/380     | 2,7    |
|      |      | 1200//1000 | 80    | .5512EP3EAL80-W22    | \$405      | T1           | 32                            | 1.15           | 1.63           | 66.0       | 10.866             | 230/460//190/380     | 2,7    |
|      |      | 900//750   | 90S/L | .5509EP3EAL90L-W22   | \$696      | T1           | 46                            | 1.15           | 2.12           | 62.5       | 12.953             | 230/460//190/380     | 2,7    |
|      |      | 900//750   | 90S/L | .5509EP3WAL90S/L-W22 | \$696      | T1           | 58                            | 1.15           | 2.12           | 62.5       | 12.953             | 460//220-240/380-415 | 2,7    |
| 1    | 0.75 | 3600//3000 | 80    | .7536ET3WAL80-W22    | \$397      | T1           | 27                            | 1.25           | 1.43           | 81.5       | 10.866             | 460//220-240/380-415 | 2,7    |
|      |      | 1800//1500 | 90S/L | .7518ET3EAL90S/L-W22 | \$420      | T1           | 42                            | 1.25           | 1.47           | 85.5       | 12.953             | 230/460//190/380     | 2,7    |
|      |      | 1800//1500 | 90S/L | .7518ET3WAL90S/L-W22 | \$420      | T1           | 43                            | 1.25           | 1.47           | 85.5       | 12.953             | 460//220-240/380-415 | 2,7    |
|      |      | 1200//1000 | 90S/L | .7512ET3EAL90S-W22   | \$537      | T1           | 47                            | 1.25           | 1.68           | 82.5       | 12.953             | 230/460//190/380     | 2,7    |
|      |      | 1200//1000 | 90S/L | .7512ET3WAL90S-W22   | \$537      | T1           | 51                            | 1.25           | 1.68           | 82.5       | 12.953             | 460//220-240/380-415 | 2,7    |
|      |      | 900//750   | 100L  | .7509ET3EAL100L-W22  | \$869      | T1           | 68                            | 1.25           | 2.11           | 75.5       | 14.803             | 230/460//190/380     | 2,7    |
| 1.5  | 1.1  | 3600//3000 | 80    | 00136ET3EAL80-W22    | \$444      | T1           | 29                            | 1.25           | 2.03           | 84.0       | 10.866             | 230/460//190/380     | 2,7    |
|      |      | 3600//3000 | 80    | 00136ET3WAL80-W22    | \$444      | T1           | 30                            | 1.25           | 2.03           | 84.0       | 10.866             | 460//220-240/380-415 | 2,7    |
|      |      | 1800//1500 | 90S/L | 00118ET3EAL90S-W22   | \$470      | T1           | 44                            | 1.25           | 2.05           | 86.5       | 12.953             | 230/460//190/380     | 2,7    |
|      |      | 1800//1500 | 90S/L | 00118ET3WAL90S-W22   | \$470      | T1           | 44                            | 1.25           | 2.05           | 86.5       | 12.953             | 460//220-240/380-415 | 2,7    |
|      |      | 1200//1000 | 100L  | 00112ET3EAL100L-W22  | \$746      | T1           | 80                            | 1.00           | 2.32           | 87.5       | 14.803             | 230/460//190/380     | 2,7    |
| 2    | 1.5  | 3600//3000 | 90S/L | 00156ET3EAL90S-W22   | \$504      | T1           | 44                            | 1.25           | 2.69           | 85.5       | 12.953             | 230/460//190/380     | 2,7    |
|      |      | 3600//3000 | 90S/L | 00156ET3WAL90S-W22   | \$504      | T1           | 44                            | 1.25           | 2.69           | 85.5       | 12.953             | 460//220-240/380-415 | 2,7    |
|      |      | 1800//1500 | 90S/L | 00158ET3EAL90L-W22   | \$524      | T1           | 49                            | 1.25           | 2.79           | 86.5       | 12.953             | 230/460//190/380     | 2,7    |
|      |      | 1800//1500 | 90S/L | 00158ET3WAL90L-W22   | \$524      | T1           | 49                            | 1.25           | 2.79           | 86.5       | 12.953             | 460//220-240/380-415 | 2,7    |
|      |      | 1800//1500 | 90L   | 00158ET3W90L-W22     | \$537      | T1           | 55                            | 1.25           | 2.83           | 86.5       | 12.953             | 460//220-240/380-415 | 7      |
|      |      | 1200//1000 | 100L  | 00152ET3WAL100L-W22  | \$812      | T1           | 76                            | 1.25           | 3.13           | 88.5       | 16.535             | 460//220-240/380-415 | 2,7    |
|      |      | 1200//1000 | 112M  | 00152ET3EAL112M-W22  | \$923      | T1           | 93                            | 1.25           | 3.08           | 88.5       | 15.472             | 230/460//190/380     | 2,7,51 |
|      |      | 1200//1000 | 112M  | 00152ET3WAL112M-W22  | \$923      | T1           | 93                            | 1.25           | 3.08           | 88.5       | 15.472             | 460//220-240/380-415 | 2,7,51 |
| 3    | 2.2  | 900//750   | 112M  | 00159ET3YAL112M-W22  | \$1,001    | T1           | 90                            | 1.25           | 3.50           | 84.0       | 15.472             | 460//380-415/660-690 | 2,7    |
|      |      | 3600//3000 | 90S/L | 00236ET3EAL90L-W22   | \$756      | T1           | 50                            | 1.25           | 3.85           | 86.5       | 12.953             | 230/460//190/380     | 2,7    |
|      |      | 3600//3000 | 90S/L | 00236ET3WAL90L-W22   | \$756      | T1           | 49                            | 1.25           | 3.85           | 86.5       | 12.953             | 460//220-240/380-415 | 2,7    |
|      |      | 1800//1500 | 100L  | 00218ET3EAL100L-W22  | \$630      | T1           | 66                            | 1.25           | 4.11           | 89.5       | 14.803             | 230/460//190/380     | 2,7    |
|      |      | 1800//1500 | 100L  | 00218ET3WAL100L-W22  | \$630      | T1           | 66                            | 1.25           | 4.11           | 89.5       | 14.803             | 460//220-240/380-415 | 2,7    |
|      |      | 1800//1500 | 100L  | 00218ET3W100L-W22    | \$645      | T1           | 78                            | 1.25           | 4.11           | 89.5       | 14.803             | 460//220-240/380-415 | 7      |
|      |      | 1200//1000 | 132S  | 00212ET3EAL132S-W22  | \$1,166    | T1           | 131                           | 1.25           | 4.41           | 89.5       | 19.291             | 230/460//190/380     | 2,7    |
|      |      | 1200//1000 | 132S  | 00212ET3YAL132S-W22  | \$1,166    | T1           | 136                           | 1.25           | 4.41           | 89.5       | 19.291             | 460//380-415/660-690 | 2,7    |
|      |      | 900//750   | 132S  | 00209ET3YAL132S-W22  | \$1,412    | T1           | 145                           | 1.25           | 4.75           | 85.5       | 19.291             | 460//380-415/660-690 | 2,7    |

continued on next page



## TEFC - Foot Mount - continued

Three-Phase  
General Purpose  
Motors

| HP  | kW   | RPM        | Frame  | Catalog Number                      | List Price | Mult. Symbol | Approx. Shipping Weight (lbs) | Service Factor | FL Amps @ High | FL Eff (%) | "C" Dimension (in) | Voltage (V)          | Notes |
|-----|------|------------|--------|-------------------------------------|------------|--------------|-------------------------------|----------------|----------------|------------|--------------------|----------------------|-------|
| 4   | 3    | 3600//3000 | 100L   | <a href="#">00336ET3EAL100L-W22</a> | \$805      | T1           | 65                            | 1.25           | 5.01           | 88.5       | 14.803             | 230/460//190/380     | 2,7   |
|     |      | 3600//3000 | 100L   | <a href="#">00336ET3WAL100L-W22</a> | \$805      | T1           | 65                            | 1.25           | 5.01           | 88.5       | 14.803             | 460//220-240/380-415 | 2,7   |
|     |      | 1800//1500 | 100L   | <a href="#">00318ET3EAL100L-W22</a> | \$672      | T1           | 77                            | 1.25           | 5.33           | 89.5       | 14.803             | 230/460//190/380     | 2,7   |
|     |      | 1800//1500 | 100L   | <a href="#">00318ET3WAL100L-W22</a> | \$672      | T1           | 77                            | 1.25           | 5.33           | 89.5       | 14.803             | 460//220-240/380-415 | 2,7   |
|     |      | 1200//1000 | 132M   | <a href="#">00312ET3EAL132M-W22</a> | \$1,247    | T1           | 137                           | 1.25           | 6.01           | 89.5       | 19.291             | 230/460//190/380     | 2,7   |
|     |      | 1200//1000 | 132M   | <a href="#">00312ET3YAL132M-W22</a> | \$1,247    | T1           | 147                           | 1.25           | 6.01           | 89.5       | 19.291             | 460//380-415/660-690 | 2,7   |
|     |      | 900//750   | 132M   | <a href="#">00309ET3EAL132M-W22</a> | \$1,610    | T1           | 193                           | 1.25           | 6.29           | 85.5       | 19.291             | 230/460//190/380     | 2,7   |
|     |      | 900//750   | 132M   | <a href="#">00309ET3YAL132M-W22</a> | \$1,610    | T1           | 156                           | 1.25           | 6.29           | 85.5       | 19.291             | 460//380-415/660-690 | 2,7   |
| 5.5 | 4    | 3600//3000 | 112M   | <a href="#">00436ET3EAL112M-W22</a> | \$874      | T1           | 86                            | 1.25           | 6.67           | 88.5       | 15.472             | 230/460//190/380     | 2,7   |
|     |      | 3600//3000 | 112M   | <a href="#">00436ET3YAL112M-W22</a> | \$874      | T1           | 86                            | 1.25           | 6.67           | 88.5       | 15.472             | 460//380-415/660-690 | 2,7   |
|     |      | 1800//1500 | 112M   | <a href="#">00418ET3EAL112M-W22</a> | \$679      | T1           | 93                            | 1.25           | 7.28           | 89.5       | 15.472             | 230/460//190/380     | 2,7   |
|     |      | 1800//1500 | 112M   | <a href="#">00418ET3YAL112M-W22</a> | \$679      | T1           | 93                            | 1.25           | 7.28           | 89.5       | 15.472             | 460//380-415/660-690 | 2,7   |
|     |      | 1200//1000 | 132M   | <a href="#">00412ET3EAL132M-W22</a> | \$1,254    | T1           | 147                           | 1.25           | 7.90           | 89.5       | 19.291             | 230/460//190/380     | 2,7   |
|     |      | 1200//1000 | 132M   | <a href="#">00412ET3YAL132M-W22</a> | \$1,254    | T1           | 147                           | 1.25           | 7.90           | 89.5       | 19.291             | 460//380-415/660-690 | 2,7   |
|     |      | 900//750   | 160M   | <a href="#">00409ET3Y160M-W22</a>   | \$1,947    | T1           | 299                           | 1.25           | 8.17           | 86.5       | 23.543             | 460//380-415/660-690 | 7     |
| 7.5 | 5.5  | 3600//3000 | 132S   | <a href="#">00536ET3EAL132S-W22</a> | \$1,144    | T1           | 136                           | 1.25           | 8.97           | 89.5       | 19.291             | 230/460//190/380     | 2,7   |
|     |      | 3600//3000 | 132S   | <a href="#">00536ET3YAL132S-W22</a> | \$1,144    | T1           | 136                           | 1.25           | 8.97           | 89.5       | 19.291             | 460//380-415/660-690 | 2,7   |
|     |      | 1800//1500 | 132S   | <a href="#">00518ET3EAL132S-W22</a> | \$932      | T1           | 142                           | 1.25           | 9.07           | 91.7       | 19.291             | 230/460//190/380     | 2,7   |
|     |      | 1800//1500 | 132S   | <a href="#">00518ET3YAL132S-W22</a> | \$932      | T1           | 142                           | 1.25           | 9.07           | 91.7       | 19.291             | 460//380-415/660-690 | 2,7   |
|     |      | 1800//1500 | 132S   | <a href="#">00518ET3Y132S-W22</a>   | \$953      | T1           | 161                           | 1.25           | 9.07           | 91.7       | 19.291             | 460//380-415         | 7     |
|     |      | 1200//1000 | 132M/L | <a href="#">00512ET3Y132M/L-W22</a> | \$1,760    | T1           | 206                           | 1.25           | 10.8           | 91.0       | 20.276             | 460//380-415/660-690 | 7     |
|     |      | 900//750   | 160M   | <a href="#">00509ET3Y160M-W22</a>   | \$2,244    | T1           | 306                           | 1.25           | 11.1           | 87.5       | 23.543             | 460//380-415/660-690 | 7     |
| 10  | 7.5  | 3600//3000 | 132S   | <a href="#">00736ET3EAL132S-W22</a> | \$1,292    | T1           | 148                           | 1.25           | 12.3           | 90.2       | 19.291             | 230/460//190/380     | 2,7   |
|     |      | 3600//3000 | 132S   | <a href="#">00736ET3YAL132S-W22</a> | \$1,292    | T1           | 147                           | 1.25           | 12.3           | 90.2       | 19.291             | 460//380-415/660-690 | 2,7   |
|     |      | 1800//1500 | 132M   | <a href="#">00718ET3EAL132M-W22</a> | \$1,110    | T1           | 159                           | 1.25           | 12.2           | 91.7       | 19.291             | 230/460//190/380     | 2,7   |
|     |      | 1800//1500 | 132M   | <a href="#">00718ET3YAL132M-W22</a> | \$1,110    | T1           | 159                           | 1.25           | 12.2           | 91.7       | 19.291             | 460//380-415/660-690 | 2,7   |
|     |      | 1800//1500 | 132M   | <a href="#">00718ET3Y132M-W22</a>   | \$1,135    | T1           | 186                           | 1.25           | 12.4           | 91.7       | 19.291             | 460//380-415         | 7     |
|     |      | 1200//1000 | 160M   | <a href="#">00712ET3Y160M-W22</a>   | \$2,306    | T1           | 306                           | 1.25           | 13.1           | 91.0       | 23.543             | 460//380-415/660-690 | 7     |
|     |      | 900//750   | 160L   | <a href="#">00709ET3Y160L-W22</a>   | \$2,774    | T1           | 352                           | 1.25           | 15.2           | 88.5       | 25.276             | 460//380-415/660-690 | 7     |
| 15  | 11   | 3600//3000 | 160M   | <a href="#">01136ET3Y160M-W22</a>   | \$2,102    | T1           | 304                           | 1.25           | 17.9           | 91.7       | 23.543             | 460//380-415/660-690 | 7     |
|     |      | 1800//1500 | 160M   | <a href="#">01118ET3Y160M-W22</a>   | \$1,726    | T1           | 321                           | 1.25           | 18.2           | 92.4       | 23.543             | 460//380-415/660-690 | 7     |
|     |      | 1200//1000 | 160L   | <a href="#">01112ET3Y160L-W22</a>   | \$3,160    | T1           | 354                           | 1.25           | 18.8           | 91.7       | 25.276             | 460//380-415/660-690 | 7     |
|     |      | 900//750   | 180L   | <a href="#">01109ET3Y180L-W22</a>   | \$4,031    | T1           | 419                           | 1.25           | 19.5           | 89.5       | 27.638             | 460//380-415/660-690 | 7     |
| 20  | 15   | 3600//3000 | 160M   | <a href="#">01536ET3Y160M-W22</a>   | \$2,413    | T1           | 320                           | 1.25           | 24.4           | 91.7       | 23.543             | 460//380-415/660-690 | 7     |
|     |      | 1800//1500 | 160L   | <a href="#">01518ET3Y160L-W22</a>   | \$2,118    | T1           | 375                           | 1.25           | 25.0           | 93.0       | 25.276             | 460//380-415/660-690 | 7     |
|     |      | 1200//1000 | 180L   | <a href="#">01512ET3Y180L-W22</a>   | \$3,884    | T1           | 447                           | 1.25           | 24.7           | 91.7       | 27.638             | 460//380-415/660-690 | 7     |
|     |      | 900//750   | 200L   | <a href="#">01509ET3Y200L-W22</a>   | \$5,158    | T1           | 517                           | 1.25           | 28.0           | 91.0       | 30.197             | 460//380-415/660-690 | 7     |
| 25  | 18.5 | 3600//3000 | 160L   | <a href="#">01836ET3Y160L-W22</a>   | \$2,925    | T1           | 353                           | 1.25           | 29.9           | 92.4       | 25.276             | 460//380-415/660-690 | 7     |
|     |      | 1800//1500 | 180M   | <a href="#">01818ET3Y180M-W22</a>   | \$2,689    | T1           | 436                           | 1.25           | 30.6           | 93.6       | 26.142             | 460//380-415/660-690 | 7     |
|     |      | 1200//1000 | 200L   | <a href="#">01812ET3Y200L-W22</a>   | \$4,886    | T1           | 552                           | 1.25           | 30.8           | 93.0       | 30.197             | 460//380-415/660-690 | 7     |
|     |      | 900//750   | 225S/M | <a href="#">01809ET3Y225S/M-W22</a> | \$5,902    | T1           | 830                           | 1.25           | 31.6           | 93.0       | 34.882             | 460//380-415/660-690 | 7     |
| 30  | 22   | 3600//3000 | 180M   | <a href="#">02236ET3Y180M-W22</a>   | \$3,492    | T1           | 424                           | 1.25           | 34.7           | 92.4       | 26.142             | 460//380-415/660-690 | 7     |
|     |      | 1800//1500 | 180L   | <a href="#">02218ET3Y180L-W22</a>   | \$3,225    | T1           | 457                           | 1.25           | 36.0           | 93.6       | 27.638             | 460//380-415/660-690 | 7     |
|     |      | 1200//1000 | 200L   | <a href="#">02212ET3Y200L-W22</a>   | \$4,924    | T1           | 601                           | 1.25           | 37.1           | 93.0       | 30.197             | 460//380-415/660-690 | 7     |
|     |      | 900//750   | 225S/M | <a href="#">02209ET3Y225S/M-W22</a> | \$7,506    | T1           | 885                           | 1.25           | 37.6           | 93.0       | 34.882             | 460//380-415/660-690 | 7     |

continued on next page

Please refer to back cover for description of "NOTES"

For detailed specifications, data sheets, drawings and performance curves visit <http://www.weg.net>

Data subject to change without notice.

Can't find what you are looking for? Call 1-800-ASK-4WEG (275-4934)

# Three-Phase General Purpose Motors




## IEC TRU-Metric™ TEFC - Foot Mount - continued

Three-Phase  
General Purpose  
Motors

| HP  | kW  | RPM        | Frame  | Catalog Number                      | List Price | Mult. Symbol | Approx. Shipping Weight (lbs) | Service Factor | FL Amps @ High | FL Eff (%) | "C" Dimension (in) | Voltage (V)          | Notes   |
|-----|-----|------------|--------|-------------------------------------|------------|--------------|-------------------------------|----------------|----------------|------------|--------------------|----------------------|---------|
| 40  | 30  | 3600//3000 | 200L   | <a href="#">03036ET3Y200L-W22</a>   | \$4,877    | T1           | 575                           | 1.25           | 47.1           | 93.0       | 30.197             | 460//380-415/660-690 | 7       |
|     |     | 1800//1500 | 200L   | <a href="#">03018ET3Y200L-W22</a>   | \$4,312    | T1           | 580                           | 1.25           | 49.4           | 94.1       | 30.197             | 460//380-415/660-690 | 7       |
|     |     | 1200//1000 | 225S/M | <a href="#">03012ET3Y225S/M-W22</a> | \$7,689    | T1           | 1055                          | 1.25           | 47.6           | 94.1       | 34.882             | 460//380-415/660-690 | 7       |
|     |     | 900//750   | 250S/M | <a href="#">03009ET3Y250S/M-W22</a> | \$8,858    | T1           | 1078                          | 1.25           | 50.9           | 93.6       | 37.992             | 460//380-415/660-690 | 7       |
| 50  | 37  | 3600//3000 | 200L   | <a href="#">03736ET3Y200L-W22</a>   | \$5,487    | T1           | 587                           | 1.25           | 61.3           | 93.6       | 30.197             | 460//380-415/660-690 | 7       |
|     |     | 1800//1500 | 225S/M | <a href="#">03718ET3Y225S/M-W22</a> | \$6,984    | T1           | 1041                          | 1.25           | 58.5           | 94.5       | 34.882             | 460//380-415/660-690 | 7       |
|     |     | 1200//1000 | 250S/M | <a href="#">03712ET3Y250S/M-W22</a> | \$9,947    | T1           | 1266                          | 1.25           | 58.8           | 94.1       | 37.992             | 460//380-415/660-690 | 7       |
|     |     | 900//750   | 280S/M | <a href="#">03709ET3Y280S/M-W22</a> | \$11,751   | T1           | 1481                          | 1.25           | 64.1           | 94.1       | 42.165             | 460//380-415/660-690 | 7       |
| 60  | 45  | 3600//3000 | 225S/M | <a href="#">04536ET3Y225S/M-W22</a> | \$7,961    | T1           | 1053                          | 1.25           | 66.7           | 94.1       | 33.701             | 460//380-415/660-690 | 7       |
|     |     | 1800//1500 | 225S/M | <a href="#">04518ET3Y225S/M-W22</a> | \$7,391    | T1           | 1022                          | 1.25           | 69.9           | 95.0       | 34.882             | 460//380-415/660-690 | 7       |
|     |     | 1200//1000 | 280S/M | <a href="#">04512ET3Y280S/M-W22</a> | \$11,023   | T1           | 1681                          | 1.25           | 74.7           | 94.5       | 42.165             | 460//380-415/660-690 | 7       |
|     |     | 900//750   | 280S/M | <a href="#">04509ET3Y280S/M-W22</a> | \$12,815   | T1           | 1631                          | 1.25           | 77.0           | 94.1       | 42.165             | 460//380-415/660-690 | 7       |
| 75  | 55  | 3600//3000 | 250S/M | <a href="#">05536ET3Y250S/M-W22</a> | \$9,847    | T1           | 1259                          | 1.25           | 80.3           | 94.5       | 37.992             | 460//380-415/660-690 | 7       |
|     |     | 1800//1500 | 250S/M | <a href="#">05518ET3Y250S/M-W22</a> | \$8,961    | T1           | 1206                          | 1.25           | 85.1           | 95.4       | 37.992             | 460//380-415/660-690 | 7       |
|     |     | 1200//1000 | 280S/M | <a href="#">05512ET3Y280S/M-W22</a> | \$13,622   | T1           | 1794                          | 1.25           | 90.2           | 94.5       | 42.165             | 460//380-415/660-690 | 7       |
|     |     | 900//750   | 315S/M | <a href="#">05509ET3Y315S/M-W22</a> | \$15,379   | T1           | 2436                          | 1.25           | 93.7           | 94.5       | 50.157             | 460//380-415/660-690 | 7       |
| 100 | 75  | 3600//3000 | 280S/M | <a href="#">07536ET3Y280S/M-W22</a> | \$12,472   | T1           | 1776                          | 1.25           | 111            | 94.5       | 42.165             | 460//380-415/660-690 | 7       |
|     |     | 1800//1500 | 280S/M | <a href="#">07518ET3Y280S/M-W22</a> | \$12,353   | T1           | 1738                          | 1.25           | 116            | 95.4       | 42.165             | 460//380-415/660-690 | 7       |
|     |     | 1200//1000 | 315S/M | <a href="#">07512ET3Y315S/M-W22</a> | \$16,479   | T1           | 2399                          | 1.25           | 122            | 95.0       | 50.157             | 460//380-415/660-690 | 7       |
|     |     | 900//750   | 315S/M | <a href="#">07509ET3Y315S/M-W22</a> | \$18,647   | T1           | 2701                          | 1.25           | 127            | 95.0       | 50.157             | 460//380-415/660-690 | 7       |
| 125 | 90  | 3600//3000 | 280S/M | <a href="#">09036ET3Y280S/M-W22</a> | \$16,720   | T1           | 1862                          | 1.25           | 132            | 95.0       | 42.165             | 460//380-415/660-690 | 7       |
|     |     | 1800//1500 | 280S/M | <a href="#">09018ET3Y280S/M-W22</a> | \$15,220   | T1           | 1835                          | 1.25           | 139            | 95.4       | 42.165             | 460//380-415/660-690 | 7       |
|     |     | 1200//1000 | 315S/M | <a href="#">09012ET3Y315S/M-W22</a> | \$19,448   | T1           | 2601                          | 1.25           | 146            | 95.4       | 50.157             | 460//380-415/660-690 | 7       |
|     |     | 900//750   | 315S/M | <a href="#">09009ET3Y315S/M-W22</a> | \$21,288   | T1           | 2884                          | 1.25           | 152            | 95.0       | 50.157             | 460//380-415/660-690 | 7       |
| 150 | 110 | 3600//3000 | 315S/M | <a href="#">11036ET3Y315S/M-W22</a> | \$21,018   | T1           | 2382                          | 1.25           | 163            | 95.0       | 48.976             | 460//380-415/660-690 | 7       |
|     |     | 1800//1500 | 280S/M | <a href="#">11018ET3Y280S/M-W22</a> | \$17,078   | T1           | 2210                          | 1.25           | 170            | 95.8       | 42.165             | 460//380-415/660-690 | 7       |
|     |     | 1200//1000 | 315S/M | <a href="#">11012ET3Y315S/M-W22</a> | \$22,507   | T1           | 2730                          | 1.25           | 178            | 95.8       | 50.157             | 460//380-415/660-690 | 7       |
|     |     | 900//750   | 315L   | <a href="#">11009ET3Y315L-W22</a>   | \$27,910   | T1           | 3008                          | 1.25           | 186            | 95.4       | 54.685             | 460//380-415/660-690 | 7,43    |
| 175 | 132 | 3600//3000 | 315S/M | <a href="#">13236ET3Y315S/M-W22</a> | \$23,180   | T1           | 2662                          | 1.25           | 193            | 95.4       | 48.976             | 460//380-415/660-690 | 7       |
|     |     | 1800//1500 | 315S/M | <a href="#">13218ET3Y315S/M-W22</a> | \$19,732   | T1           | 2540                          | 1.25           | 203            | 96.2       | 50.157             | 460//380-415/660-690 | 7       |
|     |     | 1200//1000 | 315S/M | <a href="#">13212ET3Y315S/M-W22</a> | \$25,642   | T1           | 3031                          | 1.25           | 214            | 95.8       | 50.157             | 460//380-415/660-690 | 7       |
|     |     | 900//750   | 315L   | <a href="#">13209ET3Y315L-W22</a>   | \$33,687   | T1           | 3796                          | 1.25           | 223            | 95.4       | 54.685             | 460//380-415/660-690 | 7,43    |
| 200 | 150 | 3600//3000 | 315S/M | <a href="#">15036ET3Y315S/M-W22</a> | \$26,249   | T1           | 2682                          | 1.25           | 219            | 95.4       | 48.976             | 460//380-415/660-690 | 7       |
|     |     | 1800//1500 | 315S/M | <a href="#">15018ET3Y315S/M-W22</a> | \$21,772   | T1           | 2784                          | 1.25           | 228            | 96.2       | 50.157             | 460//380-415/660-690 | 7       |
|     |     | 1200//1000 | 315L   | <a href="#">15012ET3Y315L-W22</a>   | \$28,298   | T1           | 3557                          | 1.15           | 240            | 95.8       | 54.685             | 460//380-415/660-690 | 7,43    |
| 250 | 185 | 3600//3000 | 315S/M | <a href="#">18536ET3Y315S/M-W22</a> | \$26,529   | T1           | 2900                          | 1.25           | 269            | 95.8       | 48.976             | 460//380-415/660-690 | 7       |
|     |     | 1800//1500 | 315S/M | <a href="#">18518ET3Y315S/M-W22</a> | \$26,247   | T1           | 2948                          | 1.25           | 284            | 96.2       | 50.157             | 460//380-415/660-690 | 7       |
|     |     | 1200//1000 | 355M/L | <a href="#">18512ET3Y355M/L-W22</a> | \$43,876   | T1           | 3666                          | 1.15           | 311            | 95.8       | 58.346             | 460//380-415/660-690 | 7       |
| 300 | 220 | 3600//3000 | 315L   | <a href="#">22036ET3Y315L-W22</a>   | \$44,212   | T1           | 3468                          | 1.25           | 315            | 96.2       | 53.268             | 460//380-415/660-690 | 7,43    |
|     |     | 1800//1500 | 315L   | <a href="#">22018ET3Y315L-W22</a>   | \$36,234   | T1           | 3113                          | 1.25           | 338            | 96.2       | 54.685             | 460//380-415/660-690 | 7,43    |
|     |     | 1200//1000 | 355M/L | <a href="#">22012ET3Y355M/L-W22</a> | \$46,322   | T1           | 4507                          | 1.15           | 370            | 95.8       | 58.346             | 460//380-415/660-690 | 7,43    |
| 350 | 260 | 3600//3000 | 355M/L | <a href="#">26036ET3Y355M/L-W22</a> | \$50,637   | T1           | 4975                          | 1.15           | 373            | 96.2       | 55.591             | 460//380-415/660-690 | 7,43,51 |
|     |     | 1800//1500 | 355M/L | <a href="#">26018ET3Y355M/L-W22</a> | \$43,761   | T1           | 4218                          | 1.15           | 399            | 96.2       | 58.346             | 460//380-415/660-690 | 7,43    |
|     |     | 1200//1000 | 355M/L | <a href="#">26012ET3Y355M/L-W22</a> | \$53,001   | T1           | 5075                          | 1.15           | 436            | 95.9       | 58.346             | 460//380-415/660-690 | 7,43    |
| 400 | 300 | 3600//3000 | 355M/L | <a href="#">30036ET3Y355M/L-W22</a> | \$66,321   | T1           | 4034                          | 1.15           | 315            | 96.2       | 55.591             | 460//380-415/660-690 | 7,43    |
|     |     | 1800//1500 | 355M/L | <a href="#">30018ET3Y355M/L-W22</a> | \$60,292   | T1           | 4337                          | 1.00           | 466            | 96.2       | 58.346             | 460//380-415/660-690 | 7,43    |
| 450 | 330 | 1800//1500 | 355M/L | <a href="#">33018ET3Y355M/L-W22</a> | \$64,557   | T1           | 4906                          | 1.15           | 505            | 96.5       | 58.346             | 460//380-415/660-690 | 7,43    |

Please refer to back cover for description of "NOTES"

For detailed specifications, data sheets, drawings and performance curves visit <http://www.weg.net>



## TEFC – Foot Mount - (FF) B5 D-Flange Style with Feet

Three-Phase  
General Purpose  
Motors

| HP   | kW   | RPM        | Frame  | Catalog Number        | List Price | Mult. Symbol | Approx. Shipping Weight (lbs) | Service Factor | FL Amps @ High | FL Eff (%) | "C" Dimension (in) | Voltage (V)          | Notes |
|------|------|------------|--------|-----------------------|------------|--------------|-------------------------------|----------------|----------------|------------|--------------------|----------------------|-------|
| 0.50 | 0.37 | 1800//1500 | 71     | .3718EP3EAL71FF-W22   | \$340      | T1           | 26                            | 1.15           | 1.06           | 73.0       | 9.764              | 230/460//190/380     | 2,7   |
|      |      | 3600//3000 | 71     | .5536EP3EAL71FF-W22   | \$366      | T1           | 23                            | 1.15           | 1.14           | 76.0       | 9.764              | 230/460//190/380     | 2,7   |
| 0.75 | 0.55 | 1800//1500 | 80     | .5518EP3EAL80FF-W22   | \$383      | T1           | 28                            | 1.15           | 1.25           | 77.0       | 10.866             | 230/460//190/380     | 2,7   |
|      |      | 1800//1500 | 90S/L  | .7518ET3WAL90S/LFF-W  | \$479      | T1           | 43                            | 1.25           | 1.47           | 85.5       | 12.953             | 460//220-240/380-415 | 2,7   |
| 1    | 0.75 | 1800//1500 | 90S/L  | .7518ET3EAL90S/LFF-W  | \$479      | T1           | 42                            | 1.25           | 1.47           | 85.5       | 12.953             | 230/460//190/380     | 2,7   |
|      |      | 1800//1500 | 90S/L  | 00158ET3EAL90LFF-W22  | \$583      | T1           | 49                            | 1.25           | 2.79           | 86.5       | 12.953             | 230/460//190/380     | 2,7   |
| 2    | 1.5  | 1800//1500 | 90L    | 00158ET3WAL90LFF-W22  | \$583      | T1           | 51                            | 1.25           | 2.79           | 86.5       | 12.953             | 460//220-240/380-415 |       |
|      |      | 1200//1000 | 100L   | 00152ET3WAL100LFF-W2  | \$882      | T1           | 76                            | 1.25           | 3.04           | 88.5       | 14.803             | 460//220-240/380-415 | 2,7   |
|      |      | 3600//3000 | 90L    | 00236ET3WAL90LFF-W22  | \$815      | T1           | 46                            | 1.25           | 3.85           | 86.5       | 12.953             | 460//220-240/380-415 |       |
| 3    | 2.2  | 1800//1500 | 100L   | 00218ET3EAL100LFF-W2  | \$700      | T1           | 66                            | 1.25           | 4.11           | 89.5       | 14.803             | 230/460//190/380     | 2,7   |
|      |      | 1800//1500 | 100L   | 00218ET3WAL100LFF-W2  | \$700      | T1           | 68                            | 1.25           | 4.05           | 87.5       | 14.803             | 460//220-240/380-415 |       |
|      |      | 1800//1500 | 100L   | 00318ET3WAL100LFF-W2  | \$742      | T1           | 77                            | 1.25           | 5.33           | 89.5       | 14.803             | 460//220-240/380-415 | 2,7   |
| 4    | 3    | 1800//1500 | 100L   | 00318ET3WAL100LFF-W2  | \$742      | T1           | 77                            | 1.25           | 5.33           | 89.5       | 14.803             | 460//220-240/380-415 | 2,7   |
|      |      | 3600//3000 | 112M   | 00436ET3YAL112MFF-W2  | \$944      | T1           | 86                            | 1.25           | 6.67           | 88.5       | 15.472             | 460//380-415/660-690 | 2,7   |
|      |      | 1800//1500 | 112M   | 00418ET3YAL112MFF-W2  | \$749      | T1           | 93                            | 1.25           | 7.28           | 89.5       | 15.472             | 460//380-415/660-690 | 2,7   |
| 5.5  | 4    | 1200//1000 | 132M   | 00412ET3YAL132MFF-W2  | \$1,333    | T1           | 147                           | 1.25           | 7.9            | 89.5       | 19.291             | 460//380-415/660-690 | 2,7   |
|      |      | 3600//3000 | 132S   | 00536ET3YAL132SFF-W2  | \$1,223    | T1           | 135                           | 1.25           | 8.97           | 89.5       | 19.291             | 460//380-415/660-690 | 39    |
|      |      | 1800//1500 | 132S   | 00518ET3YAL132SFF-W2  | \$1,011    | T1           | 142                           | 1.25           | 9.07           | 91.7       | 19.291             | 460//380-415/660-690 | 2,7   |
| 7.5  | 5.5  | 3600//3000 | 132S   | 00736ET3YAL132SFF-W2  | \$1,371    | T1           | 147                           | 1.25           | 12.3           | 90.2       | 19.291             | 460//380-415/660-690 | 2,7   |
|      |      | 1800//1500 | 132M   | 00718ET3YAL132MFF-W2  | \$1,189    | T1           | 159                           | 1.25           | 12.2           | 91.7       | 19.291             | 460//380-415/660-690 | 2,7   |
|      |      | 3600//3000 | 160M   | 01136ET3Y160MFF-W22   | \$2,219    | T1           | 304                           | 1.25           | 17.9           | 91.7       | 23.543             | 460//380-415/660-690 | 7     |
| 15   | 11   | 1800//1500 | 160M   | 01118ET3Y160MFF-W22   | \$1,843    | T1           | 304                           | 1.25           | 18.2           | 92.4       | 23.543             | 460//380-415/660-690 | 7     |
|      |      | 1800//1500 | 160L   | 01518ET3Y160LFF-W22   | \$2,235    | T1           | 358                           | 1.25           | 25.0           | 93.0       | 25.276             | 460//380-415/660-690 | 7     |
| 20   | 15   | 1800//1500 | 160L   | 01518ET3Y160LFF-W22   | \$2,235    | T1           | 358                           | 1.25           | 25.0           | 93.0       | 25.276             | 460//380-415/660-690 | 7     |
| 30   | 22   | 1800//1500 | 180L   | 02218ET3Y180LFF-W22   | \$3,361    | T1           | 501                           | 1.25           | 36.0           | 93.6       | 27.638             | 460//380-415/660-690 | 7     |
| 50   | 37   | 3600//3000 | 200L   | 03736ET3Y200LFF-W22   | \$5,789    | T1           | 595                           | 1.25           | 61.3           | 93.6       | 30.197             | 460//380-415/660-690 | 7,51  |
|      |      | 1800//1500 | 225S/M | 03718ET3Y225S/MFF-W22 | \$7,774    | T1           | 1058                          | 1.25           | 58.5           | 94.5       | 34.882             | 460//380-415/660-690 | 7     |

Please refer to back cover for description of "NOTES"

For detailed specifications, data sheets, drawings and performance curves visit [http:// www.weg.net](http://www.weg.net)

Data subject to change without notice.

Can't find what you are looking for? Call 1-800-ASK-4WEG (275-4934)

- Models in black text are Standard Efficiency
- Models in blue text are NEMA Premium® Efficiency
- Models in green text are NEMA Super Premium Efficiency

## Catalog Notes

|    |  |    |   |
|----|--|----|---|
| 1  | 1.0 Service Factor   | 31 | Rating is suitable for 1.0SF @ 50Hz. Also suitable for next lower HP @ 1.15SF 50Hz    |
| 2  | Aluminum Frame with Removable Feet   | 32 | Suitable for 1.15SF @ 50°C ambient  |
| 3  | Automatic Reset Thermal Overload Protector   | 33 | Suitable for 380V 60Hz when wired as YY (double WYE)                                  |
| 4  | Manual Reset Thermal Overload Protector  | 34 | AEGIS® Inside   |
| 5  | CCW Rotation Viewed from Shaft End - Non Reversible  | 35 | AEGIS® ring installation reduces the available "N-W" length                           |
| 6  | Compressor Duty  | 36 | Super Premium   |
| 7  | F2 Mount   | 37 | Design A  |
| 8  | F3 Mount   | 38 | TEAO - Totally Enclosed Air Over  |
| 9  | Rolled Steel Frame - Cannot be modified with T Box on opposite side                              | 39 | Cannot be modified with T Box on opposite side  |
| 10 | Not Thermally Protected  | 40 | NDE shaft with 3/8" drive socket  |
| 11 | Metal fan - Not suitable for division 2  | 41 | Also rated 230/460V 50Hz 1.0 SF   |
| 12 | Reduced Frame  | 42 | Rated 50°C ambient  |
| 13 | Resilient Base   | 43 | With insulated non drive end housing  |
| 14 | Roller Bearing   | 44 | With air deflector. Flange MOD not available  |
| 15 | Round Body - Drip Cover Included   | 45 | Also rated 380V 50Hz  |
| 16 | Split-Phase Motor  | 46 | 56J shaft end with dual opposed threads (7/16-20 UNF-2A R.H and 3/8-16 UNF-2A L.H)    |
| 17 | TENV - Totally Enclosed Non Ventilated   | 47 | Motor designed with copper bar rotor  |
| 18 | Z-Frame; Bigger Shaft Diameter and Bearings  | 48 | Motor suitable for safe area only   |
| 19 | 105K Temperature Rise; VFD service requires HP derate  | 49 | Rating suitable for replate to 1.15SF on variable torque VFD power                    |
| 20 | Round Body - Drip Cover NOT Included   | 50 | Rating requires replate to Class H insulation for 1.15SF on variable torque VFD power |
| 21 | Stainless Steel Body   | 51 | Not normally stocked. Factory build lead time may apply                               |
| 22 | Two Speed - Double Windings  |    |   |
| 23 | Two Speed - Single Winding   |    |   |
| 24 | Modified item. Usually ships in two weeks  |    |   |
| 25 | Brake rectifier suitable for 230VAC  |    |   |
| 26 | Brake rectifier suitable for 460VAC  |    |   |
| 27 | For Export Only (not to be used in the USA) due to Certification and/or Efficiency requirements. |    |   |
| 28 | ODP Fan Cooled   |    |   |
| 29 | Standard Efficiency  |    |   |
| 30 | High Efficiency (EPACT)  |    |   |