



TEFC & ODP NEMA Premium Motors


with AEGIS[®] Bearing Protection Ring **INSIDE**



TEFC NEMA Premium Efficiency Motors with AEGIS® Bearing Protection Ring **INSIDE**

W22 - Cast Iron

- 50/60 Hz rated (380V on nameplate - 400/415 available)
- Rated 50HZ at same horsepower up to 250HP 1.0 Service Factor
- Class F insulation (impregnation resin and magnet wire are class H)
- F1 mounted (cast iron frames are F2 convertible).
- Cast iron frames: regreasable ball bearings (frames 254T and up)
- Gasketed conduit box



Inverter Rated (Cast Iron):
1000:1 for variable torque
20:1 for constant torque

Features that make a difference:

- All NEMA Premium ratings have a 1.25 service factor (up to 100 HP) resulting in cooler operation and extended life of the motor
- All Cast Iron Construction, including Terminal Box and Fan Cover (*)
- Solid feet for reduced vibration levels and impact absorption
- Optimized ventilation system for cooler operation and extended life
- High Grade FC200 cast iron provides superior mechanical strength and heat dissipation
- All WEG W22 motors are Totally Enclosed Fan Cooled with a true IP55 rating against dust and moisture. (IPW56, IPW65 and IPW66 available as optional)
- Exclusive W-Seal 364T and larger provides superior bearing protection
- Exclusive WEG painting system exceed 200hrs ASTM 117 corrosion test (Exceeds IEEE841 standard)
- Balanced to 0.08 inches per second vibration limits (Meets IEEE841 standard)
- Four Bolt Conduit Cover with glued Neoprene Gasket
- Impregnation Resin and magnet wire are insulation class H
- Stainless Steel Nameplate - Laser edged with high contrast background
- Corrosion Proof Drains
- Inverter Duty per NEMA MG1, Part 31

*cast iron fan cover available as an option on 143-215T frames

You do not need a special motor for severe duty.
 Severe Duty is standard with WEG.



TEFC NEMA Premium Efficiency Motors with AEGIS® Bearing Protection Ring **INSIDE**

Rolled Steel

Standard Features:

- Class F insulation (impregnation resin and magnet wire are class H)
- Frequency: 60 Hz (dual rated 50 Hz 190-220/380-415V)
- IP55 standard
- F-1 mount as standard
- Foot mount / C-face / Footless availability
- Enclosure: TEFC, TEAO, and TENV as optional
- Aluminum endshields
- Cast Iron flanges for improved strength (182/4TC and larger)
- Internal bolts, giving a clean surface to the motor, avoiding trapping materials and allowing easy paint job after assembly to the load if required
- Doubled shielded ball bearings on frames 56 to 213/5T. Optional doubled sealed ball bearings and/or bearing cap



Features that make a difference:

- Optimized ventilation system for superior thermal performance
- Robust feet design suitable for tougher applications
- Robust eyebolts design (frames 182/4T and up) plus a second eyebolt on non-drive end allowing vertical lifting capability (frames 213/5T and 254/6T)
- Oversized diagonally split aluminum terminal box that exceeds IP55 requirements
- Terminal box rotatable in 90 degree increments
- Color coded leads for easy wiring
- Regreaseable ball bearings on 254/6T frame as standard (optional for 182/4T and 213/5T)
- IP55 Ingress Protection making it suitable for severe environments
- Bearing cap on flanged motors
- Suitable for VFD operation as per NEMA MG1 part 31.4.4.2
- Motor frame painting system resistant to 500 hours salt spray

Inverter Rated

Frames	Enclosure	Eff	Pole	Turndown Ratio		VT
				CT		
				<1HP	≥ 1HP	
143/5T up to 254/6T	TEFC	High	All	2:1		1000:1
		NEMA Premium	2	10:1		
			4-6	4:1		



TEFC NEMA Premium Motors with AEGIS® Bearing Protection Ring INSIDE

HP	KW	RPM	Frame Size	Catalog Number	List Price	Multiplier	Approx. Shipping Weight (lbs)	Service Factor	FL Amps @ High	FL. Eff (%)	"C" Dimension (in)	Voltage	Frame*
1	0.75	3600	143/5T	00136ET3E143T-SG	560	RSP	39	1.15	1.40	84.0	13.189	208-230/460	RS
				00136ET3H143T-SG	560	RSP	39	1.15	1.12	84.0	13.189	575	RS
		1800	143/5T	00118ET3E143T-SG	599	RSP	43	1.15	1.47	85.5	13.583	208-230/460	RS
				00118ET3H143T-SG	599	RSP	43	1.15	1.18	85.5	13.583	575	RS
				00118ET3V143T-SG	599	RSP	43	1.15	1.69	85.5	13.583	200/400	RS
		1200	143/5T	00112ET3E145T-SG	669	RSP	43	1.15	1.58	82.5	13.583	208-230/460	RS
00112ET3H145T-SG	669			RSP	43	1.15	1.26	82.5	13.583	575	RS		
1.5	1.1	3600	143/5T	00156ET3E143T-SG	613	RSP	39	1.15	1.87	84.0	13.189	208-230/460	RS
				00156ET3H143T-SG	613	RSP	39	1.15	1.49	84.0	13.189	575	RS
		1800	143/5T	00158ET3E145T-SG	620	RSP	43	1.15	2.02	86.5	13.583	208-230/460	RS
				00158ET3H145T-SG	620	RSP	43	1.15	1.62	86.5	13.583	575	RS
				00158ET3V145T-SG	620	RSP	43	1.15	2.32	86.5	13.583	200/400	RS
		1200	182/4T	00152ET3E182T-SG	826	RSP	73	1.15	2.22	87.5	16.339	208-230/460	RS
00152ET3H182T-SG	826			RSP	73	1.15	1.78	87.5	16.339	575	RS		
2	1.5	3600	143/5T	00236ET3E145T-SG	654	RSP	45	1.15	2.47	85.5	13.976	208-230/460	RS
				00236ET3H145T-SG	654	RSP	45	1.15	1.98	85.5	13.976	575	RS
		1800	143/5T	00218ET3E145T-SG	673	RSP	47	1.15	2.72	86.5	13.976	208-230/460	RS
				00218ET3E145T-W22G	708	N1	56	1.25	2.61	86.5	13.346	208-230/460	CI
				00218ET3H145T-SG	673	RSP	47	1.15	2.18	86.5	13.976	575	RS
		1200	143/5T	00218ET3V145T-SG	673	RSP	47	1.15	3.13	86.5	13.976	200/400	RS
182/4T	00212ET3E184T-SG			883	RSP	83	1.15	3.00	88.5	17.126	208-230/460	RS	
	00212ET3H184T-SG	883	RSP	83	1.15	2.40	88.5	17.126	575	RS			
3	2.2	3600	182/4T	00336ET3E182T-SG	835	RSP	71	1.15	3.67	86.5	16.339	208-230/460	RS
				00336ET3H182T-SG	835	RSP	71	1.15	2.94	86.5	16.339	575	RS
		1800	182/4T	00318ET3E182T-SG	747	RSP	87	1.15	3.81	89.5	17.894	208-230/460	RS
				00318ET3E182TC-SG	780	RSP	87	1.15	3.81	89.5	17.894	208-230/460	RS
				00318ET3H182T-SG	747	RSP	87	1.15	3.05	89.5	17.894	575	RS
		1200	182/4T	00318ET3V182T-SG	747	RSP	87	1.15	4.38	89.5	17.894	200/400	RS
213/5T	00312ET3E213T-SG			1,183	RSP	142	1.15	4.17	89.5	19.291	208-230/460	RS	
	00312ET3H213T-SG	1,183	RSP	142	1.15	3.34	89.5	19.291	575	RS			
5	3.7	3600	182/4T	00536ET3E184T-SG	930	RSP	86	1.15	5.90	88.5	17.894	208-230/460	RS
				00536ET3E184TC-SG	963	RSP	86	1.15	5.90	88.5	17.894	208-230/460	RS
				00536ET3H184T-SG	930	RSP	86	1.15	4.72	88.5	17.894	575	RS
		1800	182/4T	00518ET3E184T-SG	842	RSP	79	1.15	6.49	89.5	17.894	208-230/460	RS
				00518ET3E184T-W22G	882	N1	102	1.25	6.45	89.5	15.860	208-230/460	CI
				00518ET3E184TC-SG	876	RSP	79	1.15	6.49	89.5	17.894	208-230/460	RS
				00518ET3H184T-SG	842	RSP	79	1.15	5.19	89.5	17.894	575	RS
		1200	182/4T	00518ET3V184T-SG	842	RSP	79	1.15	7.46	89.5	17.894	200/400	RS
213/5T	00512ET3E215T-SG			1,360	RSP	156	1.15	6.74	89.5	20.079	208-230/460	RS	
	00512ET3H215T-SG	1,360	RSP	156	1.15	5.39	89.5	20.079	575	RS			

* CI = Cast Iron
RS = Rolled Steel

continued next page





TEFC NEMA Premium Motors with AEGIS® Bearing Protection Ring INSIDE

HP	KW	RPM	Frame Size	Catalog Number	List Price	Multiplier	Approx. Shipping Weight (lbs)	Service Factor	FL Amps @ High	FL Eff (%)	"C" Dimension (in)	Voltage	Frame*	
7.5	5.5	3600	213/5T	00736ET3E213T-SG	1,180	RSP	144	1.15	8.67	89.5	20.079	208-230/460	RS	
			213T	00736ET3E213T-SRG	1,298	RSP	144	1.15	8.67	89.5			208-230/460	RS
			213/5T	00736ET3E213TC-SG	1,225	RSP	144	1.15	8.67	89.5	20.079	208-230/460	RS	
			213/5T	00736ET3H213T-SG	1,180	RSP	144	1.15	6.93	89.5	20.079	575	RS	
		1800	213/5T	00718ET3E213T-SG	1,148	RSP	131	1.15	9.07	91.7	18.898	208-230/460	RS	
			213/5T	00718ET3E213TC-SG	1,194	RSP	131	1.15	9.07	91.7	18.898	208-230/460	RS	
			213/5T	00718ET3H213T-SG	1,148	RSP	131	1.15	7.26	91.7	18.898	575	RS	
			213/5T	00718ET3V213T-SG	1,148	RSP	131	1.15	10.4	91.7	18.898	200/400	RS	
		1200	254/6T	00712ET3E254T-SG	2,079	RSP	248	1.15	9.98	91.0	22.559	208-230/460	RS	
			254/6T	00712ET3H254T-SG	2,079	RSP	248	1.15	7.98	91.0	22.559	575	RS	
10	7.5	3600	213/5T	01036ET3E215T-SG	1,360	RSP	173	1.15	11.5	90.2	21.654	208-230/460	RS	
			215T	01036ET3E215T-SRG	1,496	RSP	173	1.15	11.5	90.2			208-230/460	RS
			213/5T	01036ET3E215TC-SG	1,405	RSP	173	1.15	11.5	90.2	21.654	208-230/460	RS	
			213/5T	01036ET3H215T-SG	1,360	RSP	173	1.15	9.20	90.2	21.654	575	RS	
		1800	213/5T	01018ET3E215T-SG	1,310	RSP	142	1.15	12.2	91.7	19.291	208-230/460	RS	
			213/5T	01018ET3E215T-W22G	1,460	N1	190	1.25	12.4	91.7	19.517	208-230/460	CI	
			213/5T	01018ET3E215TC-SG	1,354	RSP	142	1.15	12.2	91.7	19.291	208-230/460	RS	
			213/5T	01018ET3H215T-SG	1,310	RSP	142	1.15	9.76	91.7	19.291	575	RS	
		1200	254/6T	01012ET3E256T-SG	2,368	RSP	277	1.15	13.8	91.0	23.346	208-230/460	RS	
			254/6T	01012ET3H256T-SG	2,368	RSP	277	1.15	11.0	91.0	23.346	575	RS	
15	11	3600	254/6T	01536ET3E254T-SG	1,869	RSP	220	1.15	17.4	91.0	22.559	208-230/460	RS	
			254/6T	01536ET3E254TC-SG	1,929	RSP	220	1.15	17.4	91.0	22.559	208-230/460	RS	
			254/6T	01536ET3H254T-SG	1,869	RSP	220	1.15	14.0	91.0	22.559	575	RS	
		1800	254/6T	01518ET3E254T-SG	1,890	RSP	242	1.15	18.2	92.4	22.559	208-230/460	RS	
			254/6T	01518ET3E254TC-SG	1,950	RSP	242	1.15	18.2	92.4	22.559	208-230/460	RS	
			254/6T	01518ET3H254T-SG	1,890	RSP	242	1.15	14.6	92.4	22.559	575	RS	
			254/6T	01518ET3V254T-SG	1,890	RSP	242	1.15	20.9	92.4	22.559	200/400	RS	
		1200	284/6T	01512ET3E284T-W22G	3,601	N1	402	1.25	17.9	91.7	27.929	208-230/460	CI	
			284/6TS	01512ET3E284TS-W22G	3,601	N1	360	1.25	17.9	91.7	26.557	208-230/460	CI	
			284/6TS	01512ET3H284TS-W22G	3,601	N1	360	1.25	14.3	91.7	26.557	575	CI	
20	15	3600	254/6T	02036ET3E256T-SG	2,356	RSP	256	1.15	22.7	91.0	23.346	208-230/460	RS	
			254/6T	02036ET3E256TC-SG	2,416	RSP	256	1.15	22.7	91.0	23.346	208-230/460	RS	
			254/6T	02036ET3H256T-SG	2,356	RSP	256	1.15	18.2	91.0	23.346	575	RS	
		1800	254/6T	02018ET3E256T-SG	2,198	RSP	271	1.15	24.5	92.4	23.346	208-230/460	RS	
			254/6T	02018ET3E256TC-SG	2,258	RSP	271	1.15	24.5	92.4	23.346	208-230/460	RS	
			254/6T	02018ET3H256T-SG	2,198	RSP	271	1.15	19.6	92.4	23.346	575	RS	
			254/6T	02018ET3V256T-SG	2,198	RSP	271	1.15	28.2	92.4	23.346	200/400	RS	
		1200	284/6T	02012ET3E286T-W22G	4,272	N1	450	1.25	24.2	91.7	27.929	208-230/460	CI	
			284/6T	02012ET3H286T-W22G	4,272	N1	450	1.25	19.4	91.7	27.929	575	CI	

* CI = Cast Iron
RS = Rolled Steel

continued next page





TEFC NEMA Premium Motors with AEGIS® Bearing Protection Ring INSIDE

HP	KW	RPM	Frame Size	Catalog Number	List Price	Multiplier	Approx. Shipping Weight (lbs)	Service Factor	FL Amps @ High	FL Eff (%)	"C" Dimension (in)	Voltage	Frame
25	18.5	3600	284/6TS	02536ET3E284TS-W22G	3,308	N1	400	1.25	28.5	91.7	26.557	208-230/460	CI
			284/6TS	02536ET3H284TS-W22G	3,308	N1	400	1.25	22.8	91.7	26.557	575	CI
		1800	284/6T	02518ET3E284T-W22G	3,053	N1	433	1.25	29.5	93.6	27.929	208-230/460	CI
			284/6T	02518ET3H284T-W22G	3,053	N1	433	1.25	23.6	93.6	27.929	575	CI
		1200	284/6T	02518ET3V284T-W22G	3,053	N1	433	1.25	33.9	93.6	27.929	200/400	CI
			324/6T	02512ET3E324T-W22G	5,137	N1	569	1.25	30.4	93.0	31.116	208-230/460	CI
			324/6T	02512ET3H324T-W22G	5,137	N1	569	1.25	24.3	93.0	31.116	575	CI
30	22	3600	284/6TS	03036ET3E286TS-W22G	3,871	N1	430	1.25	33.8	91.7	26.557	208-230/460	CI
			284/6TS	03036ET3H286TS-W22G	3,871	N1	430	1.25	27.0	91.7	26.557	575	CI
		1800	284/6T	03018ET3E286T-W22G	3,533	N1	482	1.25	35.1	93.6	27.929	208-230/460	CI
			284/6T	03018ET3H286T-W22G	3,533	N1	482	1.25	28.1	93.6	27.929	575	CI
		1200	284/6T	03018ET3V286T-W22G	3,533	N1	482	1.25	40.4	93.6	27.929	200/400	CI
			324/6T	03012ET3E326T-W22G	5,673	N1	621	1.25	35.8	93.0	31.116	208-230/460	CI
			324/6TC	03012ET3E326TC-W22G	5,794	N1	621	1.25	35.8	93.0	31.116	208-230/460	CI
			324/6T	03012ET3H326T-W22G	5,673	N1	621	1.25	28.6	93.0	31.116	575	CI
40	30	3600	324/6TS	04036ET3E324TS-W22G	5,125	N1	572	1.25	45.8	92.4	29.616	208-230/460	CI
			324/6TS	04036ET3H324TS-W22G	5,125	N1	572	1.25	36.6	92.4	29.616	575	CI
		1800	324/6T	04018ET3E324T-W22G	4,578	N1	595	1.25	48.2	94.1	31.116	208-230/460	CI
			324/6T	04018ET3H324T-W22G	4,578	N1	595	1.25	38.6	94.1	31.116	575	CI
		1200	324/6T	04018ET3V324T-W22G	4,578	N1	595	1.25	55.4	94.1	31.116	200/400	CI
			364/5T	04012ET3E364T-W22G	8,124	N1	950	1.25	46.5	94.1	34.251	208-230/460	CI
			364/5T	04012ET3H364T-W22G	8,124	N1	950	1.25	37.2	94.1	34.251	575	CI
50	37	3600	324/6TS	05036ET3E326TS-W22G	5,716	N1	605	1.25	56.1	93.0	29.616	208-230/460	CI
			324/6TS	05036ET3H326TS-W22G	5,716	N1	605	1.25	44.9	93.0	29.616	575	CI
		1800	324/6T	05018ET3E326T-W22G	5,500	N1	634	1.25	59.2	94.5	31.116	208-230/460	CI
			324/6T	05018ET3H326T-W22G	5,500	N1	634	1.25	47.4	94.5	31.116	575	CI
		1200	324/6T	05018ET3V326T-W22G	5,500	N1	634	1.25	68.1	94.5	31.116	200/400	CI
			364/5T	05012ET3E365T-W22G	9,358	N1	1,009	1.25	57.4	94.1	34.251	208-230/460	CI
			365/5T	05012ET3H365T-W22G	9,358	N1	1,009	1.25	45.9	94.1	34.251	575	CI
60	45	3600	364/5TS	06036ET3E364TS-W22G	8,392	N1	954	1.25	67.0	93.6	32.276	208-230/460	CI
			364/5TS	06036ET3H364TS-W22G	8,392	N1	954	1.25	53.6	93.6	32.276	575	CI
		1800	364/5T	06018ET3E364T-W22G	8,229	N1	1,027	1.25	68.3	95.0	34.251	208-230/460	CI
			364/5T	06018ET3H364T-W22G	8,229	N1	1,027	1.25	54.6	95.0	34.251	575	CI
		1200	404/5T	06012ET3E404T-W22G	11,697	N1	1,213	1.25	69.5	94.5	39.730	208-230/460	CI
			404/5T	06012ET3H404T-W22G	11,697	N1	1,213	1.25	55.6	94.5	39.730	575	CI
75	55	3600	364/5TS	07536ET3E365TS-W22G	9,931	N1	965	1.25	81.9	93.6	32.276	208-230/460	CI
			364/5TS	07536ET3H365TS-W22G	9,931	N1	965	1.25	65.5	93.6	32.276	575	CI
		1800	364/5T	07518ET3E365T-W22G	9,545	N1	1,044	1.25	84.1	95.4	34.251	208-230/460	CI
			364/5TC	07518ET3E365TC-W22G	9,988	N1	1,041	1.25	84.1	95.4	34.251	208-230/460	CI
		1200	364/5T	07518ET3H365T-W22G	9,545	N1	1,044	1.25	67.3	95.4	34.251	575	CI
			404/5T	07512ET3E405T-W22G	13,258	N1	882	1.25	84.9	94.5	39.730	208-230/460	CI
			404/5T	07512ET3H405T-W22G	13,258	N1	882	1.25	67.9	94.5	39.730	575	CI

* CI = Cast Iron
RS = Rolled Steel

continued next page





TEFC NEMA Premium Motors with AEGIS® Bearing Protection Ring INSIDE

HP	KW	RPM	Frame Size	Catalog Number	List Price	Multiplier	Approx. Shipping Weight (lbs)	Service Factor	FL Amps @ High	FL. Eff (%)	“C” Dimension (in)	Voltage	Frame
100	75	3600	404/5TS	10036ET3E405TS-W22G	13,202	N1	1,193	1.25	110	94.1	36.732	208-230/460	CI
		1800	404/5T	10018ET3E405T-W22G	12,889	N1	1,292	1.25	111	95.4	39.730	208-230/460	CI
			404/5T	10018ET3H405T-W22G	12,889	N1	1,292	1.25	88.8	95.4	39.730	575	CI
		1200	444/5T	10012ET3E444T-W22G	17,181	N1	1,885	1.25	121	95.0	44.950	208-230/460	CI
			444/5T	10012ET3H444T-W22G	17,181	N1	1,885	1.25	96.8	95.0	44.950	575	CI
125	90	3600	444/5TS	12536ET3E444TS-W22G	16,900	N1	1,836	1.15	134	95.0	41.200	208-230/460	CI
			444/5TS	12536ET3H444TS-W22G	16,900	N1	1,836	1.15	107	95.0	41.200	575	CI
		1800	444/5T	12518ET3E444T-W22G	16,298	N1	1,824	1.15	139	95.4	44.950	208-230/460	CI
			444/5TC	12518ET3G444TC-W22G	17,768	N1	1,754	1.15	139	95.4	44.950	460	CI
			444/5T	12518ET3H444T-W22G	16,298	N1	1,824	1.15	139	95.4	44.950	575	CI
		1200	444/5T	12512ET3E445T-W22G	19,497	N1	2,004	1.15	143	95.0	44.950	208-230/460	CI
			444/5T	12512ET3H445T-W22G	19,497	N1	2,004	1.15	114	95.0	44.950	575	CI
150	110	1800	444/5TC	15018ET3G445TC-W22G	19,575	N1	1,960	1.15	170	95.8	44.950	460	CI

* CI = Cast Iron
RS = Rolled Steel



ODP NEMA Premium Efficiency Motors with AEGIS[®] Bearing Protection Ring **INSIDE**

Cast Iron

WEG Open Drip Proof motors are designed to meet demanding applications in environments where dirt and humidity are minimal. These motors are specifically designed to provide maximum ventilation and cool operation.



Inverter Rated:
1000:1 for variable torque
4:1 for constant torque

Features that make a difference:

- 50/60 Hz rated (Same Horse Power at 50 Hz with a 1.0 service factor)
- Class F insulation (Impregnation Resin and Magnet wire are class H)
- Class B Rise at 1.15 Service Factor
- F1 Mounted (Cast Iron Frame motors are F2 convertible)
- Stainless Steel Nameplate - Laser etched with high contrast background (Cast Iron Frames only)
- Cast Iron Frames: Regreasable ball bearings (Frames 254T and up)



ODP NEMA Premium Efficiency Motors with AEGIS® Bearing Protection Ring **INSIDE**

Rolled Steel

Standard Features:

- Class F insulation (impregnation resin and magnet wire are class H)
- Efficiency levels: NEMA Premium®
- Frequency: 60 Hz (dual rated 50 Hz 190-220/380-415V)
- F-1 mount
- Foot mount / C-face / Footless availability
- Enclosure: ODP, ODPAO as optional
- Aluminum endshields
- Cast Iron flanges for additional strength (182/4TC and larger)
- Internal bolts, giving a clean surface to the motor, avoiding trapping materials and allowing easy paint job after assembly to the load if required
- Doubled shielded ball bearings on frames 56 to 213/5T. Optional doubled sealed ball bearings and/or bearing cap



Features that make a difference:

- Optimized ventilation system for superior thermal performance
- Robust feet design suitable for tougher applications
- Robust eyebolts design (frames 182/4T and up) plus a second eyebolt on non-drive end allowing vertical lifting capability (frames 213/5T and 254/6T)
- Oversized diagonally split aluminum terminal box that exceeds IP55 requirements
- Terminal box rotatable in 90 degrees increments for flexibility during installation
- Color coded leads for easy wiring
- Regreaseable ball bearings on 254/6T frame (optional for 182/4T and 213/5T)
- Bearing cap on flanged motors
- Suitable for VFD operation as per NEMA MG1 part 31.4.4.2
- Motor frame painting system resistant to 500 hours salt spray

Inverter Rated

Frames	Enclosure	Eff	Pole	Turndown Ratio		VT
				CT		
				<1HP	≥ 1HP	
143/5T up to 254/6T	ODP	High	All	2:1		1000:1
		NEMA Premium	2	3:1		
			4-6	5:1		



ODP NEMA Premium Motors with AEGIS® Bearing Protection Ring INSIDE

HP	KW	RPM	Frame Size	Catalog Number	List Price	Multiplier	Approx. Shipping Weight (lbs)	Service Factor	FL Amps @ High	FL. Eff (%)	"C" Dimension (in)	Voltage	Frame*
1	0.75	1800	143/5T	001180T3E143T-SG	530	N1S	39	1.15	1.51	85.5	11.181	208-230/460	RS
			143/5T	001180T3H143T-SG	530	N1S	39	1.15	1.21	85.5	11.181	575	RS
			143/5T	001180T3V143T-SG	530	N1S	39	1.15	1.74	85.5	11.181	200/400	RS
		1200	143/5T	001120T3E145T-SG	586	N1S	40	1.15	1.65	82.5	11.181	208-230/460	RS
			143/5T	001120T3H145T-SG	586	N1S	40	1.15	1.32	82.5	11.181	575	RS
1.5	1.1	3600	143/5T	001560T3E143T-SG	582	N1S	34	1.15	1.85	84.0	11.181	208-230/460	RS
			143/5T	001580T3E145T-SG	589	N1S	47	1.15	2.07	86.5	12.362	208-230/460	RS
		1800	143/5TC	001580T3E145TC-SG	623	N1S	47	1.15	2.07	86.5	12.362	208-230/460	RS
			143/5T	001580T3H145T-SG	589	N1S	47	1.15	1.66	86.5	12.362	575	RS
			143/5T	001580T3V145T-SG	589	N1S	47	1.15	2.38	86.5	12.362	200/400	RS
		1200	143/5T	001580T3V145TC-SG	623	N1S	47	1.15	2.38	86.5	12.362	200/400	RS
			182/4T	001520T3E182T-SG	758	N1S	63	1.15	2.25	86.5	13.957	208-230/460	RS
2	1.5	3600	143/5T	002360T3E145T-SG	627	N1S	42	1.15	2.42	85.5	11.969	208-230/460	RS
			143/5T	002180T3E145T-SG	632	N1S	44	1.15	2.69	86.5	12.362	208-230/460	RS
		1800	143/5TC	002180T3E145TC-SG	666	N1S	44	1.15	2.69	86.5	12.362	208-230/460	RS
			143/5T	002180T3H145T-SG	632	N1S	44	1.15	2.15	86.5	12.362	575	RS
			143/5T	002180T3V145T-SG	632	N1S	44	1.15	3.09	86.5	12.362	200/400	RS
		1200	182/4T	002120T3E184T-SG	767	N1S	73	1.15	2.95	87.5	14.744	208-230/460	RS
3	2.2	3600	143/5T	003360T3E145T-SG	685	N1S	45	1.15	3.59	85.5	12.362	208-230/460	RS
			182/4T	003180T3E182T-SG	694	N1S	73	1.15	3.86	89.5	15.138	208-230/460	RS
		1800	182/4T	003180T3E182TC-SG	732	N1S	73	1.15	3.86	89.5	15.138	208-230/460	RS
			182/4T	003180T3H182T-SG	694	N1S	73	1.15	3.09	89.5	15.138	575	RS
			182/4T	003180T3V182T-SG	694	N1S	73	1.15	4.44	89.5	15.138	200/400	RS
			182/4TC	003180T3V182TC-SG	732	N1S	73	1.15	4.43	89.5	15.138	200/400	RS
		1200	213/5T	003120T3E213T-SG	975	N1S	110	1.15	4.16	88.5	16.575	208-230/460	RS
213/5T	003120T3H213T-SG		975	N1S	110	1.15	3.33	88.5	16.575	575	RS		
5	3.7	3600	182/4T	005360T3E182T-SG	821	N1S	66	1.15	6.10	86.5	14.764	208-230/460	RS
			182/4T	005360T3E182TC-SG	859	N1S	66	1.15	6.10	86.5	14.764	208-230/460	RS
		1800	182/4T	005180T3E184T-SG	800	N1S	87	1.15	6.33	89.5	16.319	208-230/460	RS
			182/4T	005180T3E184TC-SG	838	N1S	87	1.15	6.33	89.5	16.319	208-230/460	RS
			182/4T	005180T3H184T-SG	800	N1S	87	1.15	5.06	89.5	16.319	575	RS
			182/4T	005180T3V184T-SG	800	N1S	87	1.15	7.28	89.5	16.319	200/400	RS
		1200	182/4T	005180T3V184TC-SG	838	N1S	87	1.15	7.28	89.5	16.319	200/400	RS
213/5T	005120T3E215T-SG		1,257	N1S	129	1.15	6.74	89.5	16.969	208-230/460	RS		

* CI = Cast Iron
RS = Rolled Steel

continued next page





ODP NEMA Premium Motors with AEGIS® Bearing Protection Ring INSIDE

HP	KW	RPM	Frame Size	Catalog Number	List Price	Multiplier	Approx. Shipping Weight (lbs)	Service Factor	FL Amps @ High	FL. Eff (%)	"C" Dimension (in)	Voltage	Frame*
7.5	5.5	3600	182/4T	007360T3E184T-SG	1,090	N1S	77	1.15	8.67	88.5	15.138	208-230/460	RS
			182/4T	007360T3E184TC-SG	1,128	N1S	77	1.15	8.67	88.5	15.138	208-230/460	RS
		1800	213/5T	007180T3E213T-SG	1,110	N1S	128	1.15	9.14	91.0	16.575	208-230/460	RS
			213/5T	007180T3E213TC-SG	1,161	N1S	128	1.15	9.14	91.0	16.575	208-230/460	RS
			213/5T	007180T3H213T-SG	1,110	N1S	128	1.15	7.31	91.0	16.575	575	RS
			213/5T	007180T3V213T-SG	1,110	N1S	128	1.15	10.5	91.0	16.575	200/400	RS
			213/5TC	007180T3V213TC-SG	1,161	N1S	128	1.15	10.5	91.0	16.575	200/400	RS
		1200	254/6T	007120T3E254T-SG	1,747	N1S	231	1.15	10.2	90.2	20.472	208-230/460	RS
			254/6TC	007120T3E254TC-SG	1,815	N1S	231	1.15	10.2	90.2	20.472	208-230/460	RS
254/6T	007120T3H254T-SG		1,747	N1S	231	1.15	8.16	90.2	20.472	575	RS		
10	7.5	3600	213/5T	010360T3E213T-SG	1,281	N1S	128	1.15	12.0	89.5	16.969	208-230/460	RS
			213/5T	010360T3E213TC-SG	1,332	N1S	128	1.15	12.0	89.5	16.969	208-230/460	RS
		1800	213/5T	010180T3E215T-SG	1,302	N1S	149	1.15	12.4	91.7	17.756	208-230/460	RS
			213/5T	010180T3E215TC-SG	1,353	N1S	149	1.15	12.4	91.7	17.756	208-230/460	RS
			213/5T	010180T3H215T-SG	1,302	N1S	149	1.15	9.92	91.7	17.756	575	RS
			213/5T	010180T3V215T-SG	1,302	N1S	149	1.15	14.3	91.7	17.756	200/400	RS
			213/5TC	010180T3V215TC-SG	1,353	N1S	149	1.15	14.3	91.7	17.756	200/400	RS
		1200	254/6T	010120T3E256T-SG	1,997	N1S	254	1.15	13.9	91.7	20.472	208-230/460	RS
			254/6T	010120T3H256T-SG	1,997	N1S	254	1.15	11.1	91.7	20.472	575	RS
15	11	3600	213/5T	015360T3E215T-SG	1,692	N1S	143	1.15	17.2	90.2	17.756	208-230/460	RS
			213/5T	015360T3E215TC-SG	1,743	N1S	143	1.15	17.2	90.2	17.756	208-230/460	RS
		1800	254/6T	015180T3E254T-SG	1,757	N1S	220	1.15	18.3	93.0	20.472	208-230/460	RS
			254/6T	015180T3E254TC-SG	1,825	N1S	220	1.15	18.3	93.0	20.472	208-230/460	RS
			254/6T	015180T3H254T-SG	1,757	N1S	220	1.15	14.6	93.0	20.472	575	RS
			254/6T	015180T3V254T-SG	1,757	N1S	220	1.15	21.0	93.0	20.472	200/400	RS
		1200	284T	015120T3E284T-G	2,722	N1B	360	1.15	17.7	91.7	23.386	208-230/460	CI
20	15	3600	254/6T	020360T3E254T-SG	2,040	N1S	196	1.15	23.8	91.0	20.472	208-230/460	RS
			254/6T	020360T3E254TC-SG	2,108	N1S	196	1.15	23.8	91.0	20.472	208-230/460	RS
		1800	254/6T	020180T3E256T-SG	2,112	N1S	243	1.15	24.7	93.0	20.472	208-230/460	RS
			254/6T	020180T3E256TC-SG	2,180	N1S	243	1.15	24.7	93.0	20.472	208-230/460	RS
			254/6T	020180T3H256T-SG	2,112	N1S	243	1.15	19.8	93.0	20.472	575	RS
			254/6T	020180T3V256T-SG	2,112	N1S	243	1.15	28.4	93.0	20.472	200/400	RS
			254/6TC	020180T3V256TC-SG	2,180	N1S	243	1.15	28.4	93.0	20.472	200/400	RS
1200	286T	020120T3E286T-G	3,344	N1B	418	1.15	24.0	92.4	24.882	208-230/460	CI		
25	18.5	3600	254/6T	025360T3E256T-SG	2,419	N1S	219	1.15	29.1	91.7	20.472	208-230/460	RS
			254/6T	025360T3E256TC-SG	2,487	N1S	219	1.15	29.1	91.7	20.472	208-230/460	RS
		1800	284T	025180T3E284T-G	2,470	N1B	382	1.15	29.9	93.6	23.386	208-230/460	CI
			284TC	025180T3E284TC-G	2,555	N1B	382	1.15	29.9	93.6	23.386	208-230/460	CI
			284T	025180T3H284T-G	2,470	N1B	382	1.15	23.9	93.6	23.386	575	CI
			284T	025180T3V284T-G	2,470	N1B	382	1.15	34.4	93.6	23.386	200/400	CI
			284T	025180T3V284TC-G	2,555	N1B	382	1.15	34.4	93.6	23.386	200/400	CI
1200	324T	025120T3E324T-G	3,919	N1B	556	1.15	30.4	93.0	26.181	208-230/460	CI		

* CI = Cast Iron
RS = Rolled Steel

continued next page





ODP NEMA Premium Motors with AEGIS® Bearing Protection Ring INSIDE

HP	KW	RPM	Frame Size	Catalog Number	List Price	Multiplier	Approx. Shipping Weight (lbs)	Service Factor	FL Amps @ High	FL. Eff (%)	"C" Dimension (in)	Voltage	Frame*	
30	22	1800	3600	284TS	030360T3E284TS-G	2,797	N1B	373	1.15	35.2	92.4	220.00	208-230/460	CI
			286T	030180T3E286T-G	2,840	N1B	459	1.15	35.4	94.1	24.882	208-230/460	CI	
			286TC	030180T3E286TC-G	2,925	N1B	459	1.15	35.4	94.1	24.882	208-230/460	CI	
			286T	030180T3H286T-G	2,840	N1B	459	1.15	28.3	94.1	24.882	575	CI	
			286T	030180T3V286T-G	2,840	N1B	459	1.15	40.7	94.1	24.882	200/400	CI	
		1200	326T	030120T3E326T-G	4,290	N1B	578	1.15	36.0	93.6	27.667	208-230/460	CI	
40	30	3600	286TS	040360T3E286TS-G	3,618	N1B	457	1.15	47.1	93.0	23.504	208-230/460	CI	
			286TSC	040360T3E286TSC-G	3,703	N1B	372	1.15	47.1	93.0	23.504	208-230/460	CI	
		1800	324T	040180T3E324T-G	3,495	N1B	574	1.15	48.2	94.1	26.181	208-230/460	CI	
			324TC	040180T3E324TC-G	3,595	N1B	574	1.15	48.2	94.1	26.181	208-230/460	CI	
			324TS	040180T3E324TS-G	3,372	N1B	574	1.15	48.2	94.1	24.685	208-230/460	CI	
			324T	040180T3H324T-G	3,495	N1B	574	1.15	38.6	94.1	26.181	575	CI	
			324T	040180T3V324T-G	3,495	N1B	574	1.15	55.4	94.1	26.181	200/400	CI	
324T	040180T3V324TC-G	3,595	N1B	574	1.15	55.4	94.1	26.181	200/400	CI				
1200	364/5T	040120T3E364T-G	6,384	N1B	910	1.15	48.2	94.1	29.764	208-230/460	CI			
50	37	1800	3600	324TS	050360T3E324TS-G	4,097	N1B	541	1.15	59.1	93.6	24.685	208-230/460	CI
			326T	050180T3E326T-G	4,188	N1B	595	1.15	61.4	94.5	27.667	208-230/460	CI	
			326TC	050180T3E326TC-G	4,288	N1B	595	1.15	61.4	94.5	27.667	208-230/460	CI	
			326T	050180T3H326T-G	4,188	N1B	595	1.15	49.1	94.5	27.667	575	CI	
			326T	050180T3V326T-G	4,188	N1B	595	1.15	70.6	94.5	27.667	200/400	CI	
1200	364/5T	050120T3E365T-G	7,232	N1B	924	1.15	60.2	94.1	29.764	208-230/460	CI			
60	45	1800	3600	326TS	060360T3E326TS-G	4,858	N1B	627	1.15	71.0	93.6	26.181	208-230/460	CI
			364/5T	060180T3E364T-G	5,283	N1B	935	1.15	69.9	95.0	29.764	208-230/460	CI	
			364/5TC	060180T3E364TC-G	5,677	N1B	935	1.15	69.9	95.0	29.764	208-230/460	CI	
			364/5T	060180T3H364T-G	5,283	N1B	935	1.15	55.9	95.0	29.764	575	CI	
1200	404/5T	060120T3E404T-G	8,762	N1B	1,095	1.15	71.2	94.5	34.133	208-230/460	CI			
75	55	3600	364/5TS	075360T3E364TS-G	6,172	N1B	805	1.15	81.5	94.1	27.638	208-230/460	CI	
			364/5TSC	075360T3E364TSC-G	6,566	N1B	873	1.15	81.5	94.1	27.638	208-230/460	CI	
		1800	364/5T	075180T3E365T-G	6,498	N1B	935	1.15	85.5	95.0	29.764	208-230/460	CI	
			364/5TC	075180T3E365TC-G	6,892	N1B	935	1.15	85.5	95.0	29.764	208-230/460	CI	
		364/5T	075180T3H365T-G	6,498	N1B	935	1.15	68.4	95.0	29.764	575	CI		
1200	404/5T	075120T3E405T-G	9,558	N1B	1,121	1.15	85.9	94.5	34.133	208-230/460	CI			
100	75	1800	3600	364/5TS	100360T3E365TS-G	7,484	N1B	905	1.15	111	94.5	27.638	208-230/460	CI
			404/5T	100180T3E404T-G	8,341	N1B	1,207	1.15	115	95.4	34.133	208-230/460	CI	
			404/5TS	100180T3E404TS-G	7,751	N1B	1,207	1.15	115	95.4	31.141	208-230/460	CI	
			404/5T	100180T3H404T-G	8,341	N1B	1,207	1.15	92.0	95.4	34.133	575	CI	
1200	444/5T	100120T3E444T-G	13,463	N1B	1,521	1.15	125	95.0	39.803	208-230/460	CI			

* CI = Cast Iron
RS = Rolled Steel

continued next page





ODP NEMA Premium Motors with AEGIS® Bearing Protection Ring INSIDE

HP	KW	RPM	Frame Size	Catalog Number	List Price	Multiplier	Approx. Shipping Weight (lbs)	Service Factor	FL Amps @ High	FL. Eff (%)	"C" Dimension (in)	Voltage	Frame*
125	90	3600	404/5TS	125360T3E404TS-G	10,026	N1B	1,049	1.15	136	94.5	31.141	208-230/460	CI
			404/5T	125180T3E405T-G	9,181	N1B	1,189	1.15	142	95.4	34.133	208-230/460	CI
			404/5TC	125180T3E405TC-G	9,627	N1B	1,217	1.15	142	95.4	34.133	208-230/460	CI
			404/5T	125180T3H405T-G	9,181	N1B	1,189	1.15	114	95.4	34.133	575	CI
		1200	444/5T	125120T3G445T-G	14,353	N1B	1,602	1.15	158	95.0	39.803	460	CI
150	110	3600	404/5TS	150360T3G405TS-G	12,616	N1B	1,114	1.15	162	94.5	31.141	460	CI

* CI = Cast Iron
RS = Rolled Steel





Pump Motors

CLOSE-COUPLED PUMP MOTORS

TEFC

Standard Features:

- Class F insulation (impregnation resin and magnet wire are class H)
- Frequency: 60 Hz (dual rated 50 Hz 190-220/380-415V)
- IP55 standard
- F-1 mount
- Aluminum endshields
- Cast Iron flanges for additional strength (182/4JM/JP and larger)
- Internal bolts, giving a clean surface to the motor, avoiding trapping materials and allowing easy paint job after assembly to the load if required
- Doubled shielded ball bearings on frames 143/5JM/JP to 213/5JM/JP. Optional doubled sealed ball bearings and/or bearing cap



Inverter Rated: 1000 : 1 for variable torque

Features that make a difference:

- Optimized ventilation system for superior thermal performance
- Robust feet design suitable for tougher applications
- Robust eyebolts design (frames 182/4JM/JP and up) plus a second eyebolt on non-drive end allowing vertical lifting capability (frames 213/5JM/JP and 254/6JM/JP)
- Oversized diagonally split aluminum terminal box that exceeds IP55 requirements
- Terminal box rotatable in 90 degree increments
- Color coded leads for easy wiring
- Regreaseable ball bearings on 254/6JM/JP frame (optional for 182/4JM/JP and 213/5JM/JP)
- IP55 Ingress Protection makes it appropriate for severe environments
- Bearing cap as standard on flanged motors
- Suitable for VFD operation as per NEMA MG1 part 31.4.4.2
- Motor frame painting system resistant to 500 hours salt spray





Close-Coupled Pump Motors with AEGIS® Bearing Protection Ring INSIDE JM - TEFC - Three Phase

HP	KW	RPM	Frame Size	Catalog Number	List Price	Multiplier	Approx. Shipping Weight (lbs)	Service Factor	FL Amps @ High	FL Eff (%)	"C" Dimension (in)	Voltage	Frame*
1	0.75	1800	143/5JM	00118ET3E143JM-SG	764	P1S	43	1.15	1.47	85.5	15.709	208-230/460	RS
			143/5JM	00118ET3H143JM-SG	764	P1S	43	1.15	1.17	85.5	15.709	575	RS
1.5	1.1	3600	143/5JM	00156ET3E143JM-SG	850	P1S	39	1.15	1.87	84.0	15.709	208-230/460	RS
			143/5JM	00156ET3H143JM-SG	850	P1S	39	1.15	1.50	84.0	15.709	575	RS
		1800	143/5JM	00158ET3E145JM-SG	793	P1S	43	1.15	2.02	86.5	15.709	208-230/460	RS
			143/5JM	00158ET3H145JM-SG	793	P1S	43	1.15	1.62	86.5	15.709	575	RS
2	1.5	3600	143/5JM	00236ET3E145JM-SG	834	P1S	45	1.15	2.47	85.5	16.102	208-230/460	RS
			143/5JM	00236ET3H145JM-SG	834	P1S	45	1.15	1.98	85.5	16.102	575	RS
		1800	143/5JM	00218ET3E145JM-SG	858	P1S	47	1.15	2.72	86.5	16.102	208-230/460	RS
			143/5JM	00218ET3H145JM-SG	858	P1S	47	1.15	2.18	86.5	16.102	575	RS
3	2.2	3600	182/4JM	00336ET3E182JM-SG	1,103	P1S	71	1.15	3.67	86.5	17.835	208-230/460	RS
			182/4JM	00336ET3H182JM-SG	1,103	P1S	71	1.15	2.94	86.5	17.835	575	RS
		1800	182/4JM	00318ET3E182JM-SG	1,211	P1S	87	1.15	3.81	89.5	19.390	208-230/460	RS
			182/4JM	00318ET3H182JM-SG	1,211	P1S	87	1.15	3.05	89.5	19.390	575	RS
5	3.7	3600	182/4JM	00536ET3E184JM-SG	1,264	P1S	86	1.15	5.90	88.5	19.390	208-230/460	RS
			182/4JM	00536ET3H184JM-SG	1,264	P1S	86	1.15	4.72	88.5	19.390	575	RS
		1800	182/4JM	00518ET3E184JM-SG	1,331	P1S	79	1.15	6.49	89.5	19.390	208-230/460	RS
			182/4JM	00518ET3H184JM-SG	1,331	P1S	79	1.15	5.19	89.5	18.209	575	RS
7.5	5.5	3600	213/5JM	00736ET3E213JM-SG	1,645	P1S	144	1.15	8.67	89.5	21.220	208-230/460	RS
			213/5JM	00736ET3H213JM-SG	1,645	P1S	144	1.15	6.94	89.5	21.220	575	RS
		1800	213/5JM	00718ET3E213JM-SG	1,743	P1S	131	1.15	9.07	91.7	20.039	208-230/460	RS
			213/5JM	00718ET3H213JM-SG	1,743	P1S	131	1.15	7.26	91.7	20.039	575	RS
10	7.5	3600	213/5JM	01036ET3E215JM-SG	2,001	P1S	173	1.15	11.5	90.2	22.795	208-230/460	RS
			213/5JM	01036ET3H215JM-SG	2,001	P1S	173	1.15	9.20	90.2	22.795	575	RS
		1800	213/5JM	01018ET3E215JM-SG	2,023	P1S	142	1.15	12.2	91.7	20.433	208-230/460	RS
			213/5JM	01018ET3H215JM-SG	2,023	P1S	142	1.15	9.76	91.7	20.433	575	RS
15	11	3600	213/5JM	01536ET3E215JM-SG	2,258	P1S	181	1.15	17.1	91.0	22.795	208-230/460	RS
			254/6JM	01536ET3E254JM-SG	2,909	P1S	220	1.15	17.4	91.0	24.055	208-230/460	RS
			213/5JM	01536ET3H215JM-SG	2,258	P1S	181	1.15	13.7	91.0	22.795	575	RS
		1800	254/6JM	01536ET3H254JM-SG	2,909	P1S	220	1.15	14.0	91.0	24.055	575	RS
			254/6JM	01518ET3E254JM-SG	2,933	P1S	242	1.15	18.2	92.4	24.055	208-230/460	RS
			254/6JM	01518ET3H254JM-SG	2,933	P1S	242	1.15	14.6	92.4	24.055	575	RS
20	15	3600	254/6JM	02036ET3E256JM-SG	3,298	P1S	256	1.15	22.7	91.0	24.842	208-230/460	RS
			254/6JM	02036ET3H256JM-SG	3,298	P1S	256	1.15	18.2	91.0	24.842	575	RS
		1800	254/6JM	02018ET3E256JM-SG	3,188	P1S	271	1.15	24.5	92.4	24.843	208-230/460	RS
			254/6JM	02018ET3H256JM-SG	3,188	P1S	271	1.15	19.6	92.4	24.843	575	RS

* CI = Cast Iron
RS = Rolled Steel





Close-Coupled Pump Motors with AEGIS® Bearing Protection Ring INSIDE JP - TEFC - Three Phase

HP	KW	RPM	Frame Size	Catalog Number	List Price	Multiplier	Approx. Shipping Weight (lbs)	Service Factor	FL Amps @ High	FL. Eff (%)	"C" Dimension (in)	Voltage	Frame*
1	0.75	1800	143/5JP	00118ET3E143JP-SG	764	P1S	43	1.15	1.47	85.5	18.780	208-230/460	RS
1.5	1.1	3600	143/5JP	00156ET3E143JP-SG	850	P1S	39	1.15	1.87	84.0	18.780	208-230/460	RS
		1800	143/5JP	00158ET3E145JP-SG	793	P1S	43	1.15	2.02	86.5	18.780	208-230/460	RS
2	1.5	3600	143/5JP	00236ET3E145JP-SG	834	P1S	45	1.15	2.47	85.5	19.173	208-230/460	RS
		1800	143/5JP	00218ET3E145JP-SG	858	P1S	47	1.15	2.72	86.5	19.173	208-230/460	RS
3	2.2	3600	182/4JP	00336ET3E182JP-SG	1,103	P1S	71	1.15	3.67	86.5	20.906	208-230/460	RS
		1800	182/4JP	00318ET3E182JP-SG	1,211	P1S	87	1.15	3.81	89.5	22.461	208-230/460	RS
5	3.7	3600	182/4JP	00536ET3E184JP-SG	1,264	P1S	86	1.15	5.90	88.5	22.461	208-230/460	RS
		1800	182/4JP	00518ET3E184JP-SG	1,331	P1S	79	1.15	6.49	89.5	22.461	208-230/460	RS
7.5	5.5	3600	213/5JP	00736ET3E213JP-SG	1,645	P1S	144	1.15	8.67	89.5	25.079	208-230/460	RS
		1800	213/5JP	00718ET3E213JP-SG	1,743	P1S	131	1.15	9.07	91.7	23.898	208-230/460	RS
			213/5JP	00718ET3H213JP-SG	1,743	P1S	131	1.15	7.26	91.7	23.898	575	RS
10	7.5	3600	213/5JP	01036ET3E215JP-SG	2,001	P1S	173	1.15	11.5	90.2	26.654	208-230/460	RS
		1800	213/5JP	01018ET3E215JP-SG	2,023	P1S	142	1.15	12.2	91.7	24.291	208-230/460	RS
			213/5JP	01018ET3H215JP-SG	2,023	P1S	142	1.15	9.80	91.7	24.291	575	RS
15	11	3600	254/6JP	01536ET3E254JP-SG	2,909	P1S	220	1.15	17.4	91.0	26.929	208-230/460	RS
		1800	254/6JP	01518ET3E254JP-SG	2,933	P1S	242	1.15	18.2	92.4	26.929	208-230/460	RS
20	15	3600	254/6JP	02036ET3E256JP-SG	3,298	P1S	256	1.15	22.7	91.0	27.716	208-230/460	RS
		1800	254/6JP	02018ET3E256JP-SG	3,188	P1S	271	1.15	24.5	92.4	27.717	208-230/460	RS
50	37	1800	324/6JP	05018ET3E326JP-W22G	7,024	P1	476	1.25	59.2	94.5	34.021	208-230/460	CI

* CI = Cast Iron
RS = Rolled Steel



Pump Motors

CLOSE-COUPLED PUMP MOTORS ODP



Standard Features:

- Class F insulation (impregnation resin and magnet wire are class H)
- Frame Sizes: NEMA 143/5JM/JP to 254/5JM/JP
- Frequency: 60 Hz (dual rated 50 Hz 190-220/380-415V)
- F-1 mount
- Aluminum endshields
- Cast Iron flanges for improved strength (182/4JM/JP and larger)
- Internal bolts, giving a clean surface to the motor, avoiding trapping materials and allowing easy paint job after assembly to the load if required
- Doubled shielded ball bearings on frames 143/5JM/JP to 254/5JM/JP. Optional doubled sealed ball bearings and/or bearing cap

Inverter Rated: 1000 : 1 for variable torque

Features that make a difference:

- Optimized ventilation system superior thermal performance
- Robust feet design suitable for tougher applications
- Robust eyebolts design (frames 182/4T and up) plus a second eyebolt on non-drive end allowing vertical lifting capability (frames 213/5JM/JP and 254/6JM/JP)
- Oversized diagonally split aluminum terminal box that exceeds IP55 requirements
- Terminal box rotatable in 90 degrees increments for flexibility during installation
- Color coded leads for easy wiring
- Regreaseable ball bearings on 254/6JM/JP frame (optional for 182/4JM/JP and 213/5JM/JP)
- Bearing cap on flanged motors, optional on non flanged
- Suitable for VFD operation as per NEMA MG1 part 31.4.4.2
- Motor frame painting system resistant to 500 hours salt spray test



Close-Coupled Pump Motors with AEGIS® Bearing Protection Ring INSIDE JM - ODP - Three Phase

HP	KW	RPM	Frame Size	Catalog Number	List Price	Multiplier	Approx. Shipping Weight (lbs)	Service Factor	FL Amps @ High	FL. Eff (%)	"C" Dimension (in)	Voltage	Frame*
1	0.75	1800	143/5JM	001180T3E143JM-SG	626	P1S	39	1.15	1.51	85.5	13.701	208-230/460	RS
			143/5JM	001180T3H143JM-SG	626	P1S	39	1.15	1.21	85.5	13.701	575	RS
1.5	1.1	3600	143/5JM	001560T3E143JM-SG	674	P1S	34	1.15	1.85	84.0	13.701	208-230/460	RS
			143/5JM	001560T3H143JM-SG	674	P1S	34	1.15	1.48	84.0	13.701	575	RS
		1800	143/5JM	001580T3E145JM-SG	693	P1S	47	1.15	2.07	86.5	14.488	208-230/460	RS
			143/5JM	001580T3H145JM-SG	693	P1S	47	1.15	1.66	86.5	14.488	575	RS
2	1.5	3600	143/5JM	002360T3E145JM-SG	720	P1S	42	1.15	2.42	85.5	14.094	208-230/460	RS
			143/5JM	002360T3H145JM-SG	720	P1S	42	1.15	1.94	85.5	14.094	575	RS
			143/5JM	002360T3V145JM-SG	720	P1S	42	1.15	2.78	85.5	14.094	200/400	RS
		1800	143/5JM	002180T3E145JM-SG	747	P1S	44	1.15	2.69	86.5	14.488	208-230/460	RS
			143/5JM	002180T3H145JM-SG	747	P1S	44	1.15	2.15	86.5	13.701	575	RS
			143/5JM	003360T3E145JM-SG	800	P1S	45	1.15	3.59	85.5	14.488	208-230/460	RS
3	2.2	3600	143/5JM	003360T3H145JM-SG	800	P1S	45	1.15	2.87	85.5	14.488	575	RS
			143/5JM	003360T3V145JM-SG	800	P1S	45	1.15	4.13	85.5	14.488	200/400	RS
			1800	182/4JM	003180T3E182JM-SG	835	P1S	73	1.15	3.86	89.5	16.634	208-230/460
		182/4JM		003180T3H182JM-SG	835	P1S	73	1.15	3.09	89.5	16.634	575	RS
		182/4JM		003180T3V182JM-SG	835	P1S	73	1.15	4.43	89.5	16.634	200/400	RS
		5	3.7	3600	182/4JM	005360T3E182JM-SG	962	P1S	66	1.15	6.10	86.5	16.260
182/4JM	005360T3H182JM-SG				962	P1S	66	1.15	4.88	86.5	16.260	575	RS
182/4JM	005360T3V182JM-SG				962	P1S	66	1.15	7.02	86.5	16.260	200/400	RS
1800	182/4JM			005180T3E184JM-SG	1,019	P1S	87	1.15	6.33	89.5	17.815	208-230/460	RS
	182/4JM			005180T3H184JM-SG	1,019	P1S	87	1.15	5.06	89.5	17.815	575	RS
7.5	5.5	3600	182/4JM	007360T3E184JM-SG	1,256	P1S	77	1.15	8.67	88.5	16.634	208-230/460	RS
			182/4JM	007360T3H184JM-SG	1,256	P1S	77	1.15	6.93	88.5	16.634	575	RS
		1800	213/5JM	007180T3E213JM-SG	1,320	P1S	128	1.15	9.14	91.0	17.717	208-230/460	RS
			213/5JM	007180T3H213JM-SG	1,320	P1S	128	1.15	7.31	91.0	17.717	575	RS
10	7.5	3600	213/5JM	010360T3E213JM-SG	1,489	P1S	128	1.15	12.0	89.5	18.110	208-230/460	RS
			213/5JM	010360T3H213JM-SG	1,489	P1S	128	1.15	9.60	89.5	18.110	575	RS
		1800	213/5JM	010180T3E215JM-SG	1,566	P1S	149	1.15	12.4	91.7	18.898	208-230/460	RS
			213/5JM	010180T3H215JM-SG	1,566	P1S	149	1.15	9.90	91.7	18.898	575	RS
15	11	3600	213/5JM	015360T3E215JM-SG	1,907	P1S	143	1.15	17.2	90.2	18.898	208-230/460	RS
			213/5JM	015360T3H215JM-SG	1,907	P1S	143	1.15	13.8	90.2	18.898	575	RS
		1800	254/6JM	015180T3E254JM-SG	2,275	P1S	220	1.15	18.3	93.0	21.969	208-230/460	RS
			254/6JM	015180T3H254JM-SG	2,275	P1S	220	1.15	14.7	93.0	21.969	575	RS
20	15	3600	254/6JM	020360T3E254JM-SG	2,387	P1S	196	1.15	23.8	91.0	21.969	208-230/460	RS
			254/6JM	020360T3H254JM-SG	2,387	P1S	196	1.15	19.0	91.0	21.969	575	RS
		1800	254/6JM	020180T3E256JM-SG	2,693	P1S	243	1.15	24.7	93.0	21.969	208-230/460	RS
20	15	1800	254/6JM	020180T3H256JM-SG	2,693	P1S	243	1.15	19.7	93.0	21.969	575	RS
			3600	254/6JM	025360T3E256JM-SG	2,879	P1S	219	1.15	29.1	91.7	21.969	208-230/460
		254/6JM		025360T3H256JM-SG	2,879	P1S	219	1.15	23.3	91.7	21.969	575	RS

* CI = Cast Iron
RS = Rolled Steel





Close-Coupled Pump Motors with AEGIS® Bearing Protection Ring INSIDE JP - ODP - Three Phase

HP	KW	RPM	Frame Size	Catalog Number	List Price	Multiplier	Approx. Shipping Weight (lbs)	Service Factor	FL Amps @ High	FL. Eff (%)	“C” Dimension (in)	Voltage	Frame*
1	0.75	1800	143/5JP	001180T3E143JP-SG	626	P1S	39	1.15	1.51	85.5	16.772	208-230/460	RS
1.5	1.1	3600	143/5JP	001560T3E143JP-SG	674	P1S	34	1.15	1.85	84.0	16.772	208-230/460	RS
		1800	143/5JP	001580T3E145JP-SG	693	P1S	47	1.15	2.07	86.5	17.559	208-230/460	RS
2	1.5	3600	143/5JP	002360T3E145JP-SG	720	P1S	42	1.15	2.42	85.5	17.165	208-230/460	RS
		1800	143/5JP	002180T3E145JP-SG	747	P1S	44	1.15	2.69	86.5	17.559	208-230/460	RS
3	2.2	3600	143/5JP	003360T3E145JP-SG	800	P1S	45	1.15	3.59	85.5	17.559	208-230/460	RS
		1800	182/4JP	003180T3E182JP-SG	835	P1S	73	1.15	3.86	89.5	19.705	208-230/460	RS
5	3.7	3600	182/4JP	005360T3E182JP-SG	962	P1S	66	1.15	6.10	86.5	19.331	208-230/460	RS
		1800	182/4JP	005180T3E184JP-SG	1,019	P1S	87	1.15	6.33	89.5	20.886	208-230/460	RS
7.5	5.5	3600	182/4JP	007360T3E184JP-SG	1,256	P1S	77	1.15	8.67	88.5	19.705	208-230/460	RS
		1800	213/5JP	007180T3E213JP-SG	1,320	P1S	128	1.15	9.14	91.0	21.575	208-230/460	RS
			213/5JP	007180T3H213JP-SG	1,320	P1S	128	1.15	7.31	91.0	21.575	575	RS
			213/5JP	007180T3V213JP-SG	1,320	P1S	128	1.15	10.5	91.0	21.575	200/400	RS
10	7.5	3600	213/5JP	010360T3E213JP-SG	1,489	P1S	128	1.15	12.0	89.5	21.969	208-230/460	RS
			213/5JP	010360T3H213JP-SG	1,489	P1S	128	1.15	9.60	89.5	21.969	575	RS
		1800	213/5JP	010180T3E215JP-SG	1,566	P1S	149	1.15	12.4	91.7	22.756	208-230/460	RS
			213/5JP	010180T3H215JP-SG	1,566	P1S	149	1.15	9.90	91.7	22.756	575	RS
			213/5JP	010180T3V215JP-SG	1,566	P1S	149	1.15	14.2	91.7	22.756	200/400	RS
15	11	3600	213/5JP	015360T3E215JP-SG	1,907	P1S	143	1.15	17.2	90.2	22.756	208-230/460	RS
			213/5JP	015360T3H215JP-SG	1,907	P1S	143	1.15	13.8	90.2	22.756	575	RS
		1800	254/6JP	015180T3E254JP-SG	2,275	P1S	220	1.15	18.3	93.0	24.843	208-230/460	RS
20	15	3600	254/6JP	020360T3E254JP-SG	2,387	P1S	196	1.15	23.8	91.0	24.843	208-230/460	RS
		1800	254/6JP	020180T3E256JP-SG	2,693	P1S	243	1.15	24.7	93.0	24.843	208-230/460	RS
25	18.5	3600	254/6JP	025360T3E256JP-SG	2,879	P1S	219	1.15	29.1	91.7	24.843	208-230/460	RS
		1800	284JP	025180T3E284JP-G	3,221	P1C	392	1.15	29.9	93.6	27.141	208-230/460	CI

* CI = Cast Iron
RS = Rolled Steel





WEG Warranty

WEG Electric Corp's warranty covers manufacturing defects of our motor per our standard warranty policy. Electro Static Technology covers the performance of the AEGIS® Bearing Protection Ring with a separate warranty, as follows:



For motors to 100 HP/75kW

AEGIS SGR
BEARING PROTECTION RING

GUARANTEED
to Protect Bearings
against
Electrical Damage
for Life!

Electro Static Technology
Patented Technology

Guarantee

Electro Static Technology guarantees any new motor up to 100hp/75kW will not fail from electrical bearing fluting damage during the motor's warranty period when AEGIS® SGR Bearing Protection Ring is installed by the motor's manufacturer. If electrically induced fluting damage occurs, Electro Static Technology will replace motor bearings. Guarantee is subject to the terms and conditions of the AEGIS® SGR Guarantee Program.

WEG Electric Corp. offers the following products, and more! With a full range of IEC/NEMA Global Certifications and a full line of products, WEG can supply the right solution for your needs anywhere in the world. To learn more about WEG's products and solutions or to locate a Distributor near you, please call 1-800-ASK-4WEG or visit www.weg.net/us.

- Low Voltage Motors, Single and 3-Phase, 1/8 – 700HP**
- Large Electric Motors**
- Variable Frequency Drives**
- Soft Starters**
- Controls**
- Custom Panels**
- Generators**
- Power Transformers**
- Custom Solution Package Sales**

WEG can package any of its products for ease of sale! Enjoy a single point of contact for the entire package of products and assistance from quote through after-sales support. Ask your WEG Sales Representative for details.



WEG ELECTRIC CORP.
6655 Sugarloaf Parkway
Duluth, GA 30097
Phone: 1-800-ASK-4WEG
info-us@weg.net
www.weg.net/us

Please contact your authorized distributor: