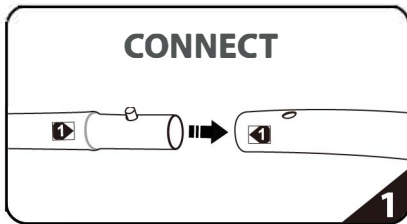
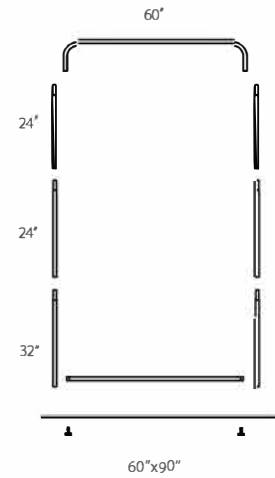
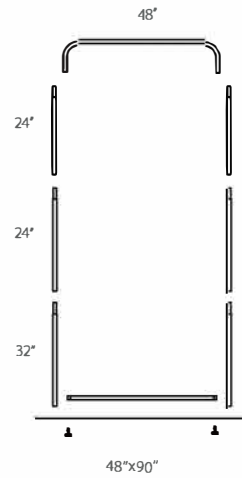
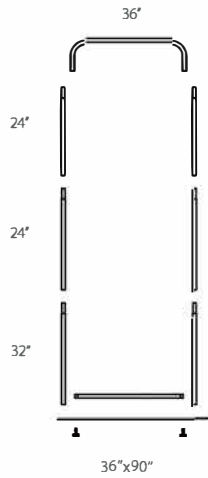
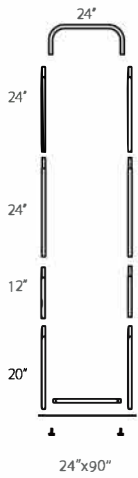
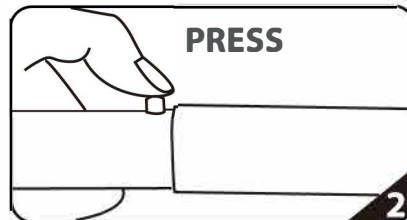


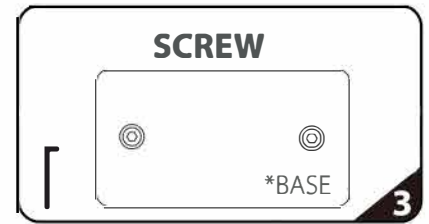
Slip Cover Banner Stand



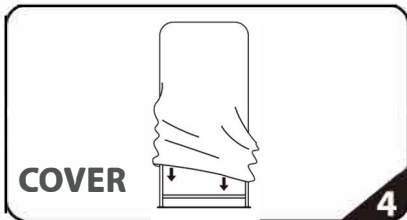
Connect numbered tubes together.



Snap tubes together.



Screw base to tube with threaded bottom.



Cover frame with fabric graphic.

To assemble, secure the longest vertical poles onto the black steel base using the included allen wrench. Add the bottom horizontal support pole and secure. Snap on the remaining vertical poles, then top frame with the curved bar to complete. Tilt or lay down to swiftly drape with the pillowcase graphic. Using the industrial-size zipper, zip underneath the bottom support pole, maximizing fabric tension.

