

i30 INDUSTRIAL PUMPS

Technical Specifications



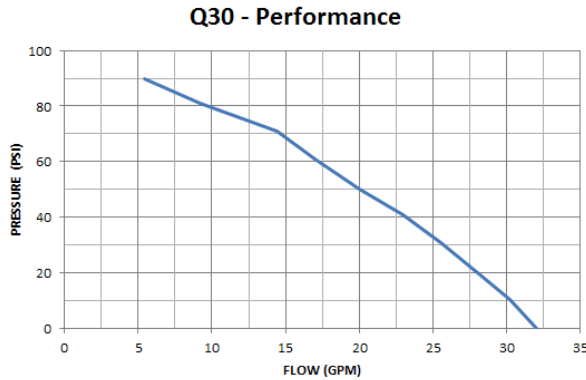
TECHNICAL SPECIFICATIONS	US	METRIC
Maximum Fluid Pressure	100 psi	6.89 bar, 0.69 MPa
Maximum Fluid Flow	30 gpm	114 lpm
Maximum Particle Size	0.13 in.	3.2 mm
Environmental Temp Rating	0 to 104 °F	-18 to 40 °C
Fluid Connection	AL, SST, HAS (1.0 in. NPT)	AL, SST, HAS (1.0 in. BSPT)
	CP, PP, PV (1.0 in. ANSI/DIN)	CP, PP, PV (1.0 in. ANSI/DIN)
Suction Lift	Dry (11.3 ft)	Dry (3.4 m)
	Wet (22.6 ft)	Wet (6.8 m)
Approvals*	UL, ATEX, C1D1 Group D	
Fluid Section Materials	Aluminum, Stainless Steel, Polypropylene, Conductive Polypropylene, PVDF, Hastelloy	
Seat Options	Aluminum, Santoprene, Geolast, Hytrel, Stainless Steel, Buna, FKM	
Check Ball Options	TPE, Santoprene, Geolast, Hytrel, PTFE, Buna, FKM, Stainless Steel, Acetal	
Diaphragm Options	2-piece PTFE, PTFE OM, Santoprene, Buna, FKM, Geolast, Hytrel	
Seals and Gasket Options	PTFE, Buna	

*Approvals depend on the pump configuration build

ELECTRICAL RATINGS	RATED VOLTAGE	PHASE	HERTZ	CURRENT	PLUG TYPE	APPROVALS
FF2 Motor (World Wide)	200–240 V	1	50/60 Hz	10 A	NEMA L15-20	UL, Ordinary Location
FF4 Motor (World Wide)	200–240 V	1	50/60 Hz	10 A	Flying Leads	UL, ATEX
FF5 Motor (North America)	100–120 V	1	50/60 Hz	12 A	NEMA 5-15	UL, Ordinary Location
FF6 Motor (North America)	100–120 V	1	50/60 Hz	12 A	Flying Leads	UL, C1D1 Group D

QUANTM™ i30 TECHNICAL SPECIFICATIONS

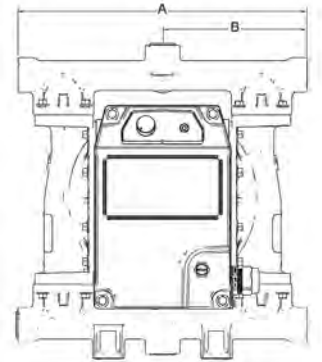
PERFORMANCE CURVE



ALUMINUM

DIM REF.	IN	CM
A	14.70	37.34
B	7.35	18.67
C	13.25	33.66
D	4.57	11.61
E	15.94	40.49
F	14.44	36.68
G	1.76	4.47
H	3.70	9.40
J	5.00	12.70
K	5.50	13.97

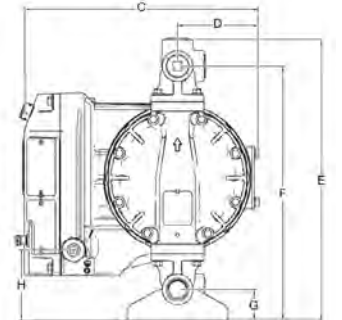
WEIGHT	
62 lb	28.1 kg



STAINLESS STEEL & HASTELLOY

DIM REF.	IN	CM
A	13.90	35.31
B	6.58	16.71
C	13.25	33.66
D	4.57	11.61
E	13.70	64.80
F	13.90	32.77
G	1.10	2.79
H	2.20	5.59
J	5.00	12.70
K	5.50	13.97

WEIGHT	
79 lb	35.8 kg



POLYPROPYLENE, CONDUCTIVE POLYPROPYLENE & PVDF

DIM REF.	IN	CM
A	15.20	38.61
B	8.00	20.32
C	13.25	33.66
D	4.57	11.61
E	17.80	45.21
F	15.70	39.88
G	2.50	6.35
H	4.69	11.91
J	5.00	12.70
K	10.42	26.47

WEIGHT		
PP, CP	61 lb	27.7 kg
PV	67 lb	30.4 kg

