

**NEW**




**BATSAFE**  
BREATHER MEMBRANE

# THE FIRST EVER BAT FRIENDLY BREATHABLE MEMBRANE.

TLX Insulation Ltd has been setting standards of excellence in high performance breathable membranes and building insulation for nearly 25 years. We've now used our knowledge and expertise to create **TLX BATSAFE** - the first ever bat friendly, energy-saving breather membrane.

Until now when Bats are found, only 1F felt has been used. This has come at considerable cost to energy saving because 1F felt requires extra rafter space if insulation is used; in old buildings this is often not possible.



PROTECTIVE  
BAT MESH

HIGH PERFORMANCE  
BREATHER MEMBRANE

PROTECTIVE  
BAT MESH

**TLX BATSAFE** is designed with a tough mesh protection. Unlike 1F felt, **TLX BATSAFE** is lightweight, high strength and breathable whilst continuing to offer all the usual levels of performance you'd expect from TLX energy-saving breather membranes.



TLX Insulation Ltd.  
Moss Lane  
Blackrod  
Bolton  
BL6 5JB  
01204 695666  
[www.tlxinsulation.co.uk](http://www.tlxinsulation.co.uk)



**THERMAL  
HOTLINE**  
**01204 674730**

**We've got the answers... just ask**

## Applications

- Can be used in warm or cold roof constructions
- Suitable for unsupported and supported applications

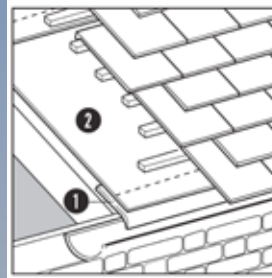
## Fixing instructions

- Install Batsafe in accordance with the following instructions and with the relevant standards, for example:
- BS 5534:2014+A2:2018 Code of Practice for slating and Tiling
- BS 5250:2011 Code of Practice for the control of condensation in Buildings
- Lap Batsafe according to the following tables-minimum overlap requirements:

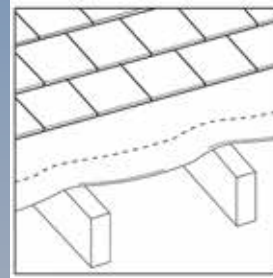
Roof Pitch	Horizontal Lap mm		Vertical Lap mm
	partially supported	fully supported	
12.5°-14°	225	150	100
15°-30°	150	100	100
34° +	100	75	100

Hips mm	150
Valleys mm	300
Standard ridges mm	150 on either side of the apex

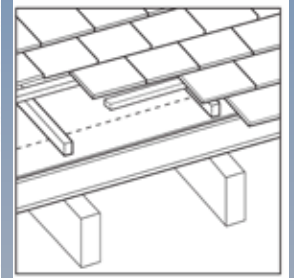
- At hips Batsafe should be lapped over 600mm (min) wide strips of Batsafe covering hips
- At valleys a conventional breather membrane or protective sheet should be used underneath the valley lining itself with the Batsafe lapping over it under the first tile



- **At eaves, use an eaves guard or eaves sheet extending into the gutter then overlap the eaves guard with the first run of Batsafe, black side uppermost (1)**
- **Lay Batsafe parallel to eaves, starting at the eaves and working up the slope of the roof (2)**



- For unsupported applications, allow Batsafe to drape slightly (at least 10mm) between the rafters to allow water run-off.



- Where Batsafe is installed over a fully supported system, fix counter battens, at least 25mm thick, over the underlay and through to the rafters using corrosion-resistant clout nails. Fix tile battens to the counter battens so that there is an uninterrupted air space between the underlay and the roof tiles or slates.

## Limitation advice

- Laid directly over insulation a vapour control layer may be required on the warm side of the insulation. Refer to BS5250 : 2011 British Standard Code of Practice for the Control of Condensation in Buildings
- Do not bring into contact with solvents or undried timber preservatives
- Avoid excessive use of nails and clamps
- Damaged areas should be covered with a second layer of Batsafe, sealing around the edges with a proprietary breather membrane tape with thick acrylic adhesive and applying pressure
- Counter-battening is recommended
- Batsafe may be used as a temporary waterproof covering for up to 2 weeks. However, like all polymer membranes, sunlight will cause gradual deterioration and it is good practice to cover with tiles or slates at the earliest opportunity. In periods of intense sunlight, protect the roof underlay with a temporary cover prior to tiling or slating

CE

0338

Web Dynamics Ltd, Moss Lane, Blackrod, Bolton, Lancashire, BL6 5JB, UK  
18

EN 13859 – 1 Breathable roofing underlay for discontinuous roofing and walls

Resistance to fire	Class F	Resistance to tearing (CD)	248 N
Resistance to water penetration	W1	Flexibility at low temperature (Pliability)	NPD
Water vapour transmission (S <sub>w</sub> )	0.019	Artificial ageing by UV and Heat	-
Tensile properties (MD)	380 N/50mm	Resistance to water penetration after ageing	W1
Tensile properties (CD)	240 N/50mm	Tensile properties after ageing (MD)	335 N/50mm
Resistance to tearing (MD)	327 N	Tensile properties after ageing (CD)	205 N/50mm

[http://www.txinsulation.co.uk/uploads/file/TLX\\_BatSafeDOP\\_December2018.pdf](http://www.txinsulation.co.uk/uploads/file/TLX_BatSafeDOP_December2018.pdf)