



Detroit Speed, Inc.
Mustang Shock Tower Delete Closeout Panel Kit
P/N: 032055
Installation Instructions

Thank you for your purchase of the Detroit Speed Mustang Shock Tower Delete Closeout Panel Kit. This kit provides an attractive way to closeout the inner fenders of a 1964.5-1970 Mustang once the factory shock towers have been removed. These panels are stamped from 14 gauge steel and they will add structure back into the vehicle. They can be welded or bolted in place.

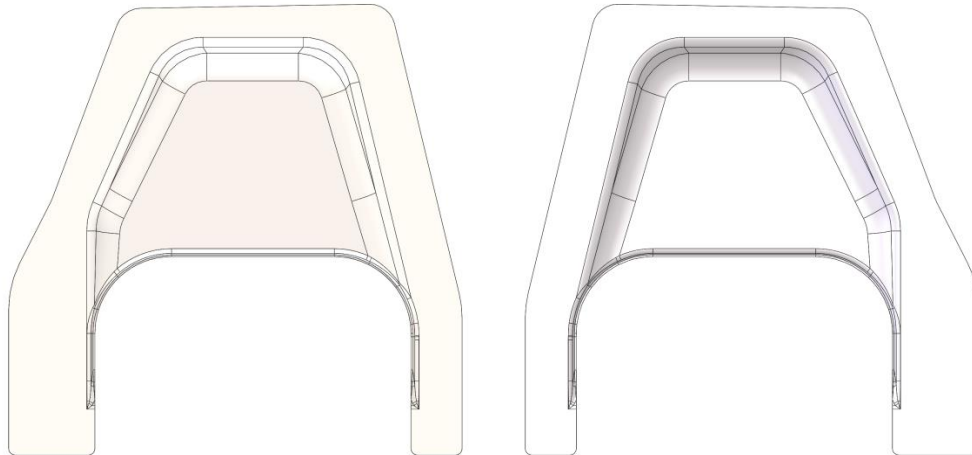


Figure 1

Description	Quantity
Shock Tower Closeout Panel, Left	1
Shock Tower Closeout Panel, Right	1

1. Remove the original shock towers by cutting around them flush with the surface of the inner fenders as shown in Figures 2 & 3. Some additional trimming will most likely be required at the rear to clear aftermarket suspension systems.



Figure 2



Figure 3

- On 1967-70 models the towers come to the top of the inner fender panels so if you are not welding the closeouts in place it would be beneficial to weld a piece of sheetmetal along the top of the opening to create a flange to bolt the closeout to.
- Trim the closeout panels as shown in Figures 4 & 5 depending on the model year of your vehicle.

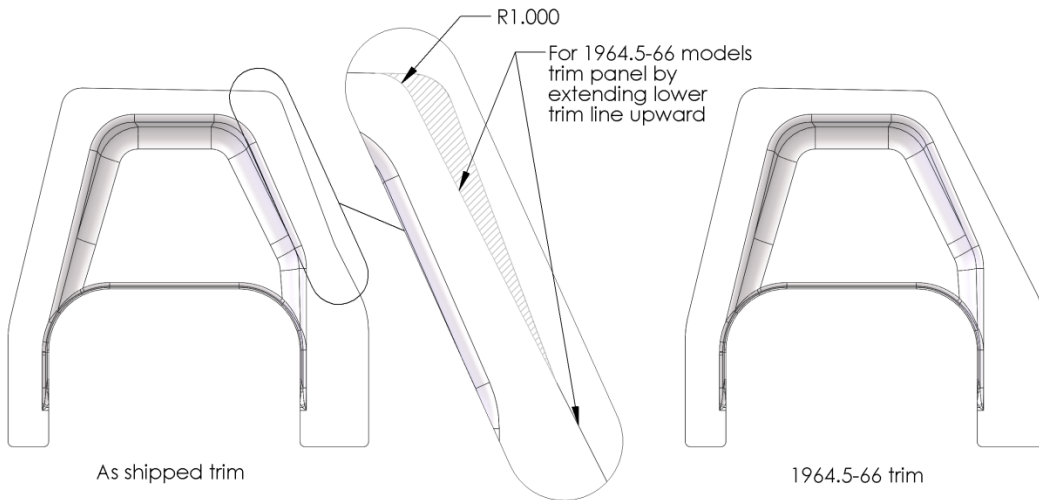


Figure 4

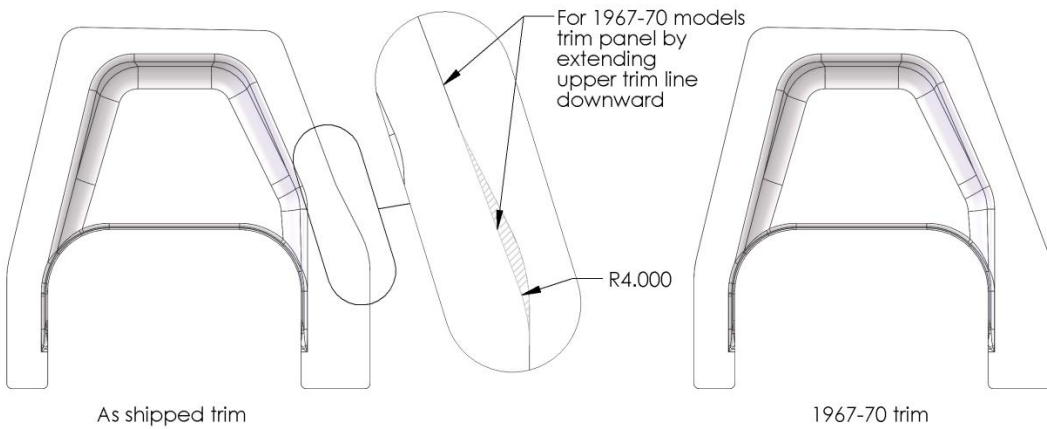


Figure 5

- Locate the panels over the openings and weld or bolt in place as shown in Figures 7 & 8.



Figure 6



Figure 7

Thank you for your purchase. If you have any questions please call Detroit Speed at (704) 662-3272.