



OMEGA[®]

C A B I N E T R Y

SELECTION GUIDE



YOUR STYLE. YOUR WAY.

BEAUTIFULLY YOURS.

With options and opportunities to pique your interest, choosing your preference couldn't be easier with Omega. Peruse our beautiful doors, arranged from plain to ornate. Then look to our finish options, sure to delight your senses. Go ahead—dream and scheme while planning your beautiful reality!

-
- ■ standard door offering
 - ■ selectable overlay, drawer fronts, & outside profiles
 - ■ custom designed doors
 - ■ inset doors
 - ■ 1" thick inset doors
 - ■ metal doors
 - ■ resin + glass inserts
 - ■ mullion doors

- *Pinnacle Series*
- *Dynasty Series*

SOLID REVERSED RAISED PANEL AND SLAB DOORS




SOLID RAISED PANEL DOORS




WONDERING WHAT THOSE CODES MEAN?

Flip to the back cover and you will find the key to our door and finish codes found throughout this selection guide. Simply flip open, and the information is at your fingertips as you make your cabinetry selection.

VENEER FLAT PANEL AND SLAB DOORS



SPECIALTY MATERIALS DOORS



OPAQUE MDF DOORS




DETAILS MAKE A DIFFERENCE


CHOOSE THE LOOK YOU LOVE

Love everything about a door except the surrounding edge profile? Or maybe you'd rather have a different style of drawer front? Omega allows you to choose the overlay, drawer front style, and outside edge, creating a look that is uniquely yours. Your Omega Designer will tell you how!


Not all drawer front options shown are applicable to every door. See your Omega Designer for appropriate door/drawer profile combinations.



5-Piece flat



Slab



5-Piece raised



Decorative slab



1-Piece raised



Inset Overlay Slab



Elite Slab



5-Piece Beaded




3-Piece Slab

DETAILS MATTER

Creating a design theme around the authenticity of handcrafted detail begins at the workbenches of Omega craftsmen and -women.

Door/Drawer Front Pegs are not applicable on every door. See your Omega Designer for availability.



Door/Drawer Front Pegs

EXCLUSIVE TO YOU

Looking for something more? Perhaps you've spied a style you'd love to live with—but just can't seem to locate. Your Omega Designer will work within our Pinnacle Series to create the look that lives in your mind's-eye, enjoying the freedom of creativity with Omega.



profile AH

profile S

profile W

profile F

profile A

profile M

profile AA

profile E

profile K

profile AB

profile C

profile AG



style PURITAN NO BEAD INSET
 specie CHERRY
 finish TRUFFLE

INSET DOOR STYLES

INSET DOORS

Capture the tradition and beauty of inset door styling exactly as you desire. Our options include a slab or five-piece drawer head, hidden or exposed finial hinges, and beaded moulding, as well as a 1" thick frame and door option to appeal to the most discerning homeowners. Insets are available in our standard finishes offering, including opaques, and are a classic indicator of fine craftsmanship.



No Bead

Beaded

Beaded with
Finial Hinge

See pages 4-6 to view which door styles are available in inset styling. Look for the symbol.

1" THICK INSET DOORS AND FACE FRAMES

For the most discerning palates, consider our nine door styles available in both Beaded and Non-Beaded Inset options. Due to their unique designs, these door styles are mounted in a thicker, one inch face frame. The added depth allows for more detail in the profile and a finer, furniture-quality appearance. Available for Omega Pinnacle Series only.



Adagio♦
A 4

Bravura♦
A 4

Calendo♦
A 5

Feuring♦
A 4


Forza♦
A 4



Legato♦
A 5



Nonet♦
A 4



Tacet♦
A 4



Trema♦
A 5



style LYSSA
specie MAPLE
finish METEOR

style RAZZLE
specie STAINLESS STEEL

METAL DOORS

STAINLESS STEEL DOORS

If Modern styling is your mantra, you'll find that sleek sophistication is easy to evoke with the cool vibe of our stainless steel doors and drawer fronts. Available in 3 styles—collected and cool—you'll love what a little attitude adjustment will do for your room.



Dazzle♦

Razzle♦

Sizzle♦

ALUMINUM FRAME DOORS

For a similar look with a very different twist, choose from a variety of Aluminum Frame door profiles in an array of finishes. Perfect for pairing with exciting insert materials, found on the following page—discover modern design via aluminum accentuation.



AF002*

AF003

AF011

AF007

AF006

AF010

* Insert material selection will dictate the visibility of the framework of the door

FRAME FINISHES



White Powder Coat

Chrome Look

Natural Aluminum

Brushed Stainless Steel Look

Arctic Gold

Oil Rubbed Bronze Powder Coat


Black Powder Coat

See your Omega Designer for availability.

ALUMINUM FRAME INSERTS

Transcend the ordinary by choosing a look you'll find inspiring every day. Meant to pair with Aluminum Frame door profiles, choose from a plethora of materials and finishes for the ambience and effect that makes your house a home.

STANDARD AND PATTERNED*




Satin Glass Clear Glass Reeded Glass Listral D Smoked Glass Master Carre Glass

HIGH GLOSS PARAPAN®




Alpine White White Opal White Latte Pale Ivory Cappuccino Light Grey Stone Grey
 Orange Signal Red Oxide Red Bordeaux Mint Kiwi Turquoise Cobalt Blue
 Brown Black

METALLIC FINISH




Natural Aluminum Brushed Stainless Steel Look Platinum Ice

3FORM® ARCHITECTURAL RESIN



Bear Grass Fossil Leaf Thatch Quattro Carbon Wisp Silver Linea Ivory Ting Ting Pop Clear

LEATHER




Grey Thunder Buffalo Coal Buffalo Antique Brown Walrus

BACKPAINTED GLASS**



White Gloss White Matte Sand Gloss Sand Matte Mocha Gloss Mocha Matte Bronze Gloss Bronze Matte
 Silver Gloss Silver Matte Charcoal Gloss Charcoal Matte Olive Gloss Olive Matte Scarlet Gloss Scarlet Matte
 Black Gloss Black Matte

CUSTOM ETCHED GLASS DESIGNS***



* Low-Iron Clear and Low-Iron Satin Glass also available but not shown.

** Custom Color Backpainted Glass also available. White Gloss Backpainted Glass can be used as Magnetic Markerboard (Rare Earth Magnets are recommended).

*** Available via special order.

DOOR INSERTS

Reflect a look you love, with inserts in resin or glass—from opaque to translucent. Choose from natural materials set into resin or tactile resin patterns, as well as glass inserts that feature textures and motifs culled from great architectural styles.

RESIN INSERTS




GLASS INSERTS



MULLION DOORS

Nothing says “beautiful design detail” like a mullion door, combined with a glass or resin insert in clear or translucent. Our many styles allow you to create the precise look you want, from classical to deco, farmhouse to modern—or make your own special mix.

MULLION DOORS



TINT. TEXTURE. TRANSFORM.

DREAM IN COLOR.

Choose from seven species and a variety of specialty materials for a look that speaks to you. Top those with stains, paints and textured finishes that range from traditional coloration to trending chromas that exude lasting appeal. Look to Omega as your leader for glaze detailing and applied techniques for capturing your essence of the perfect home.

-
- ■ standard finish offering
 - ■ glazing
 - ■ brushed finishes
 - ■ iced top coat
 - ■ additional finish techniques
 - ■ specialty effects
 - ■ custom opaques
 - ■ custom stains or techniques

- *Pinnacle Series*
- *Dynasty Series*






style LAROCHE
specie MAPLE
finish PURE WHITE

style LAROCHE
specie CHERRY
finish SMOKEY HILLS

OPAQUE FINISHES


What's your color story—composed and cool or warm and vibrant? Choose from a wealth of neutral tones, designed to be the perfect backdrop for living. Want more options? Learn about our custom color capability on page 33, and rely on your Omega Designer to show you how.

OPAQUE FINISHES: AVAILABLE ON MAPLE, OAK AND MDF*




* When opaque finishes are ordered, the door center panel may be constructed of Medium Density Fiberboard (MDF), except when Heirloom, Vintage Touch, Antiquing, or any finish that includes physical distressing are specified. MDF provides a smoother finish when painted, and is more resistant to warping, expansion, and contraction.


ALDER AND RUSTIC ALDER FINISHES




OAK AND RUSTIC OAK FINISHES



CHERRY AND RUSTIC CHERRY FINISHES



QUARTERSAWN OAK FINISHES




MAPLE FINISHES




SPECIALTY VENEER FINISHES FULL ACCESS ONLY


PECAN AND RUSTIC PECAN FINISHES




WALNUT FINISHES



BAMBOO FINISHES



WENGE FINISHES



HIGH GLOSS LAMINATE



TEXTURED LAMINATE



GLAZE OPTIONS

specie MAPLE
finish ALMA
glaze CARAMEL

FINISH DRY GLAZES



Cherry Desert
(no glazing)



Pewter



Coffee



Bronze



Porcelain




Onyx

FINISH WET GLAZES

Nearly every stain is available with a selection of light or dark glaze options, allowing you to choose the look that works best for your project. Dry glazes are meant to highlight and accentuate the profiles of a door, while wet glazes change the overall tone of the underlying stain.

OPAQUE DRY GLAZES



Maple Beach House
(no glazing)



Caramel



Coffee



Pewter



Amaretto/
Cappuccino♦



Cognac/
Hazelnut♦

Adding dry or brushed glazes to opaque finishes is perfect for creating the illusion of a well-loved piece. While dry glazing is meant to highlight profiled areas of a door, a brushed glaze effect adds another level of artisan craftsmanship with every brush stroke.

style LORING
specie QUARTERSAWN OAK
finish PORCH SWING
finish technique BRUSHED SEPIA

SPECIALTY FINISH TECHNIQUES

BRUSHED FINISHES

This beautiful technique consists of a base color that is touched with a directional brush stroke. Applied by hand, this finish creates unparalleled depth and movement to the final product. Finish combinations present looks that range from aged or weathered, to a modern contemporary feel. Choose from the rich black tones of Brushed Ebony or the lush brown nuances of Brushed Sepia for a subtle finish treatment. Carefully applied by hand, brush strokes follow the directional wood grain of the selected door.



Maple Beach House
(no brushed finish)



Brushed Sepia



Brushed Ebony



Cherry Riverbed
(no brushed finish)



Brushed Sepia



Brushed Ebony

ICED TOP COAT

With its subtle opalescence, our exclusive top coat transforms any finish, glaze or opaque, giving it a unique shimmer. It is applied to the entire exterior unit, not only doors and drawers. This gentle layer of frosting is so distinctive that we recommend you look at an actual sample to appreciate its full effect. Available for Omega Pinnacle Series only.




Battleship



Iced Battleship



Cherry Smokey Hills



Iced Cherry Smokey Hills

ADDITIONAL TECHNIQUES AVAILABLE

Take your cabinetry finish wish list to the next level within our Pinnacle Series. For applied moulding door styles, we're happy to add a Second Color. Perhaps you'd prefer a Matte Top Coat or maybe a Hand-Rubbed Furniture Finish?—Ask your Omega Designer how.



style ARTESIA
 specie MAPLE
 finish technique BLACKBERRY

style ARTESIA
 specie CHERRY
 finish CUSTOM

SPECIALTY EFFECTS

ANTIQUING AND VINTAGE TOUCH

Antiquing creates heirloom appeal by using lighter & fewer effects than Vintage Touch. The antiqued look of natural wear is achieved by lightly sanding and softening profiles, applying realistic looking worm holes, light dents & chiseling with randomly scraped profiles. All special effects are applied prior to finish. The underlying wood is not exposed with this technique.

Vintage Touch creates vintage appeal by randomly distressing the wood with dents, rasping, speckling, applying worm holes, and features the sand over of profiles before and after finish exposing the underlying wood. A gray toned edging is applied to soften the exposed areas creating a look that simulates the natural wearing of wood resulting from years of use.

FINISH TECHNIQUE	DISTRESSING	SAND OVER	SAND THROUGH	SPECKLING	WORM HOLES
Antiquing	•	•			
Vintage Clear		•	•		
Vintage Touch	•	•	•	•	•

FINISHES WITH SPECIAL EFFECTS

Enjoy a unique group of finishes paired with striking special effects. Omega has carefully considered door style, stain color and glaze pairing along with Vintage Touch methodology and Antiquing, resulting in a dramatic presentation that truly shows the possibilities that Omega offers.



Heirloom Black Blackberry Bristol Rococo Camelot Bungalow Tuscany Burnt Sienna Baroque Renaissance



CUSTOM COLORS

CUSTOM OPAQUES

Dream in color, we'll make it come true! With two levels of color selection to choose from, your Omega Designer will guide you in the right direction. Our Dynasty Series offers the breadth of colors available from any national paint manufacturer, while the Pinnacle Series takes you beyond the realm. Supply a fabric swatch or artifact to match and custom color has a whole new meaning with Pinnacle.



CUSTOM STAINS AND TECHNIQUE

Perhaps you've come upon a wood stain or particular technique that has become the object of your desire. Supply a minimum 6" x 6" solid wood sample and Omega will produce a door to match within our Pinnacle Series. We'll send half to you for approval, while we keep the other for reference. See your Omega Designer for details.

QUALITY EXECUTION.

THAT'S WHAT DRIVES OMEGA.

Sincere effort and skilled execution are at the forefront of what we do, with master craftsmen and -women who are truly artisans of their trade. We build beautiful cabinetry day in and day out, with the intention that you'll love your finished product and enjoy the everyday excellence of Omega.

PINNACLE SERIES *Raising the bar for luxurious living, you'll love the details and features that custom cabinetry has to offer.*

DYNASTY SERIES *Enjoy Omega's high quality standard, while keeping your dreams within reach.*





BUILDING A PASSION FOR WHAT WE DO.

1. IN THE BEGINNING.

We start with raw wood. Lumber—in board feet and a variety of species—right off the truck and into our Rough Mill. This is where your cabinetry begins. Meticulously sorted, expertly milled and then hand-crafted into a work of art.

2. THE BEST TOOLS OF THE TRADE.

Selecting the best tool for a task doesn't always mean choosing high technology. At Omega, we match device to assignment, knowing that often, time-honored methods are best.

3. OUR PEOPLE ARE OUR GREATEST ASSET.



Skill and sensibility is what makes our product great. The human touch that goes into every piece with precision and thoughtfulness is non-negotiable.

4. FURNITURE QUALITY AS STANDARD.

We build cabinetry on the order of fine furniture. Expect dovetailed joints on drawers, drawer glides that move quickly and smoothly, and gently close with a push of a fingertip.

5. CARE AND CRAFTSMANSHIP, IT'S OUR BOTTOM LINE.

Painstaking care with an eye for detail, it's evident in everything we do. We value the folks that build our products, and you'll appreciate the conscious effort applied to every project.



OMEGA CONSTRUCTION DETAILS

At Omega, we offer beautiful choices for creating a look you'll love, along with the financial allocation that you desire to attribute to your project. The appropriate construction platform selection is something that you'll want to discuss with your Designer as you choose between Pinnacle Series, Dynasty Series and Dynasty Series Full Access. Each features the same good looks, yet offers distinctive differences tailored just for you.

PINNACLE SERIES FRAMED AND INSET

Perfect for projects that require custom doors, colors or special effects, or those few door styles which are only available in Omega Pinnacle Series. Featuring over 128 modifications and custom quoting.



DYNASTY SERIES FRAMED AND INSET

The Dynasty Series features most of the same door profiles available with Pinnacle, and boasts 45 modifications plus up to 5 Pinnacle cabinets within an order. Construction differences resulting in a bit lower price point.



DYNASTY SERIES FULL ACCESS

A full complement of door styles plus the addition of modern material options pair with Full Access construction for a sleek look. Enjoy over 40 modifications and custom quoting.



		PINNACLE SERIES	DYNASTY SERIES	DYNASTY SERIES FULL-ACCESS
DOORS	3/4" solid hardwood doors and a variety of other solutions	•	•	•
	1" thick inset hardwood doors	•		
FRAMES	3/4" solid hardwood face frames	•	•	
DRAWER	5/8" hardwood drawer and plywood bottom with smooth sanded dovetail joinery		•	•
	5/8" hardwood drawer and plywood bottom with smooth sanded dovetail joinery and detailed top edges	•		
	Soft-close, full-extension glides on drawers and roll-out trays	•	•	•
SHELVING	18 mm thick plywood shelves with vinyl edge banding		•	•
	3/4" thick plywood shelves with 1/4" solid hardwood front edge banding	•		
CABINET FLOOR	3/8" floor		•	
	1/2" floor	•		
	3/4" floor			•
CABINET SIDES	1/2" sides		• (on designer, full, and classic overlay)	
	3/4" sides	•	• (on inset and cabinets taller than 96")	•
CABINET TOPS/COVERS	3/4" top			•
	1/2" dust Cover on all base cabinets (except sinkbases)	•		
HINGES	Integrated Soft-Close hinges	•	•	•
CABINET INTERIORS	Natural Maple Melamine Cabinet Interiors on stained product White Melamine Cabinet Interior on opaque product		•	•
	Stained or Natural Maple Veneer Interiors on stained product Opaque Interior available on opaque product	•		
	Species Interior on stained product	•	•	•
CABINET INTERIORS FOR PREP FOR GLASS/MULLION DOORS	Matching Opaque interior on opaque product	•	•	•
	Contrasting Interior Color option		optional	
CABINET ENDS	Multiple finished end treatments	•	•	•
DOOR OPTIONS	Selectable drawer front, and outer profile options available on applicable door styles	•	•	•
	Selectable overlays	•	•	
	Custom Door Configuration		optional	
FINISH OPTIONS	Custom opaque color match capabilities	•	•	•
	Custom stain, or technique color match capabilities	•		

MORE OPTIONS ARE AVAILABLE THAN SHOWN. SELECTABLE OVERLAY, DRAWER FRONT, AND OUTSIDE PROFILE OPTIONS AVAILABLE ON MOST DOORS. See your Designer for details.

- Ⓐ Available in A, C, M, O, P, QSO, RA, RC, RO, RP, W
- Ⓑ Available in A, C, M, O, P, QSO, RA, RC, RO, RP
- Ⓒ Available in A, C, M, O, P, RA, RC, RO, RP, W
- Ⓓ Available in A, C, M, O, P, QSO, RC, W
- Ⓔ Available in A, C, M, O, QSO, RA, RC
- Ⓕ Available in A, C, M, O, P, RA, RC, W
- Ⓖ Available in C, M, O, P, QSO, RC, W
- Ⓗ Available in A, C, M, O, P, QSO, W
- Ⓙ Available in A, C, M, O, RA, RC, W
- Ⓚ Available in A, C, M, O, P, RC, W
- Ⓛ Available in A, C, M, O, RA, RC
- Ⓜ Available in C, M, O, P, RC, W
- Ⓝ Available in A, C, M, O, P, RC
- Ⓟ Available in A, C, M, O, RC
- Ⓠ Available in C, M, RC
- Ⓡ Available in B, C, M, QSO, W, WG
- Ⓢ Available in M
- Ⓣ Available in MDF
- Ⓤ Available in HL
- Ⓡ Available in TL
- Ⓢ Available in Inset


- A: Alder
- B: Bamboo
- C: Cherry
- M: Maple
- O: Oak
- MDF: MDF
- HL: High Gloss Laminate
- TL: Textured Laminate
- P: Pecan
- QSO: Quartersawn Oak
- RA: Rustic Alder
- RC: Rustic Cherry
- RO: Rustic Oak
- RP: Rustic Pecan
- W: Walnut
- WG: Wenge

- Ⓐ Price column 0
- Ⓑ Price column 1
- Ⓒ Price column 2
- Ⓓ Price column 3
- Ⓔ Price column 4
- Ⓕ Price column 5
- Ⓖ Price column 6
- Ⓗ Price column 7

• Only available in Omega Pinnacle Series
 • Not available in Full Access Construction
 ** Not available in Omega Pinnacle or Dynasty Series

DREAM. SEEK. ACHIEVE.

On the reverse side, you will find the key to our door and finish codes found throughout this selection guide. Simply flip open, and the information is at your fingertips as you make your cabinetry selection.



OMEGA[®]
C A B I N E T R Y

omegacabinetry.com

Kitchen Cabinet Manufacturers Association
Environmental Stewardship Program
All Products Impact the Environment
For ESP Program Criteria, Visit kcma.org



Styles, product availability and construction may vary slightly from those shown in this catalog due to material availability and/or design evolution. Specifications are subject to change without notice. For more details, please see www.omegacabinetry.com or contact your designer.

Product photography and illustrations have been reproduced as accurately as printing technologies permit. To ensure highest satisfaction, we strongly recommend you view an actual sample for best color, wood grain and finish representation. © 2017 MasterBrand Cabinets, Inc. All rights reserved. Omega is a registered trademark of MBCI.