

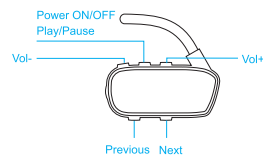
• For safety, please use the smaller size earplug than your normal size earplug when doing outdoor sport and make sure you can hear the outside sounds:

L size ↔ M size      M size ↔ S size

• For safety, please do not use the headset when you are driving a car, a motorcycle, ship, a bike, or walking on the street. Please follow the local laws and regulations.

1

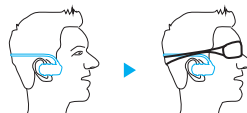
## About MH-612



2

## Wearing

Please put swimming goggles against the connecting rod at the point near ear.

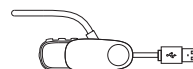


Note: When swimming, please do use the swimming waterproof earbuds. Please choose earbuds according to your wearing comfort.

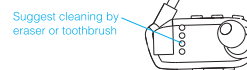
3

## Charging

1 Please connect the player to computer via the USB clip.

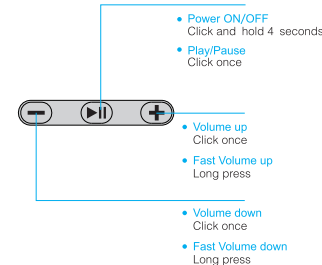


2 Be sure to dry the water on the main body before connecting a computer or charging. Clean the metallic contacts regularly to prevent the poor contact when for battery charging and data transferring.



4

## Listen to Music



7

## Operating

- Next  
Click once
- Fast forward  
Long press
- Previous  
Click once
- Fast backward  
Long press



**Shuffle Play Mode ON:**  
When the player is on, press ►||, then press ►►.

**Shuffle Play Mode OFF:**  
When in Shuffle Play Mode, press ►||, then press ◀◀, the player will be in normal play mode.

Note: MP3 player keys are multi-functional. The pressing modes contain Long Press and Press. Different operating modes stand for different functions.

8

## Blow off The Water Film



The volume may come down when swimming, it's because it forms a thin water film on the waterproof net or speaker film.



Take off the waterproof earbuds, blow off the water film.



Squeeze the earbuds to let the water come out.

- Put the player in dry place for more than 10 hours air drying, the volume will be normal.

5

## Precautions

- Do not use the player in an extreme environment, the player may not work on temperature over 40°C or below -5°C or in very dry environment.
- Do not impact the player with hard object, otherwise it would cause surface scratched, battery falling or other firmware damage
- Do not disconnect the player when it is formatting, uploading, downloading, otherwise it would cause "program error" or "computer dis-recognition"
- Do not repair, dismantle or rebuild the player without permission from the manufacturer.
- To turn the volume lower is for avoiding the hearing damages.
- We are not responsible for any personal data losses or other indirect losses cause by improper operation, software, hardware, product maintenance or other accident.

6

## Troubleshooting

- No response after pressing: Stop automatically while playing; System power off automatically when starting.**
- Please charge.
  - No voice from the player.
  - Make sure the volume is not in "0" level.
  - Damaged Mp3 files may cause some noise and failure in playing music.
  - Please make sure the music file is complete.
- Unable to download music.**
- Check if the USB line is broken or not connected well.
  - Check if the driver is installed appropriately.
  - Check if there is blank memories inside.
- Can not be read by computer.**
- Check if the USB wire is broken or not connected well.
  - Check if the operation is incorrect.
  - Check if the driver software is installed well.
- Failure to play the compressed MP3.**
- Damaged Mp3 files may cause some noise and failure in playing music. Please make sure the file is completed.

9

## Product Specification

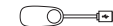
- IP Rating: IPX8
- Dimensions: 140mmx43mmx110mm
- Weight: 27g
- USB Inter face: USB 2.0 (High speed)
- Battery: Lithium battery
- Memory: 4GB/8GB
- Music format: MP3, WMA
- File Format: FAT16, FAT32
- Mp3 bite rate: 8Kbps~320Kbps
- Earphone output power: 5mW+5mW
- Frequency response: 20Hz-20KHz
- S/N: >70dB
- Distortion: <-0.3%
- Operating environment: -5°C-40°C (41F-104F)
- Operating time: 10 hours

10

## Packing List



MP3 player



USB clip



Swimming earbuds

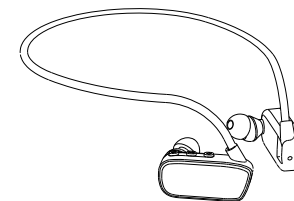


Manual



Land use earbuds

11



**360** Waterproof Sport  
**MP3 Player**

i360direct.co.uk  
support@i360direct.co.uk