

2015-2016 Tahoe/Suburban LED Harness

Thank you for purchasing from Gen5DIY. Please follow the instruction's listed below.

Step 1: Remove the front shroud that is covering the core support. You can use a screwdriver to remove the inner part of the retainer and then once the center is out you can remove the complete retainer.



Step 2: Remove the air cleaner lid from the bottom lid and air intake tube




Step 3: Remove lower half of air cleaner by simply pulling up as it is held in with rubber grommets




Step 4: Disconnect the connectors from each headlight. There may be a red, safety, tab on the connector. Remove the tab and then depress and pull the connectors off.

Step 5: Routing the harness- The relays and fuse assembly will be connected at the under hood fuse block. Long side of the harness goes to the passenger side headlight. Route harness along core support and thru the opening, near each light.






Step 6: Connect the Gen5DIY harness inline with each headlight and the original connector.



Step 7: Remove fuse block cover and locate fuse # 76. Remove the fuse and install it into the vacant cavity in our fuse assembly so that our fuse assembly now has 2 fuses in it. Then install the fuse assembly into #76



Step 8: You can make a small notch in the fuse cover to allow the lid to snap down fully

Step 9: Secure the relays to the side of the fuse block or to a suitable location near the fuse block. The relays do not have to be grounded, so securing with a tie strap is just fine.

Step 10: Test for proper operation. You will need to connect the upper air cleaner lid and connect the sensor connectors, before starting the vehicle, to avoid any error codes.

Step 11: Harness operation. With the vehicle in bright daylight, so that the load sensor on top of the dash is receiving sunlight. Start the vehicle and with the headlight switch in Auto the LED strip should be the only lights on. When you manually turn the switch to the headlight position all lights should turn on. If everything is working properly, you can now re-install all previously removed items.

Thank you
Gen5DIY