

15. Thanks a Lot!





15. Thanks a Lot!

D. Gagné

Thanks a lot for hands that clap!

(clap, clap)

Thanks a lot for hands that clap!

(clap, clap)

Thanks a lot for hands that clap!

(clap, clap)

Thank you for my hands!

(clap, clap, clap)

Thanks a lot for feet that stamp!

(stamp, stamp)

This musical staff is in G major (one flat) and 4/4 time. The melody consists of quarter notes for 'Thanks', 'a', 'lot', and 'for', followed by eighth notes for 'feet', and a quarter note for 'that'. The word 'stamp!' is represented by a quarter note with a stem that has two 'x' marks, indicating a stamp action. The final two notes are also quarter notes with stems and 'x' marks, labeled '(stamp, stamp)'.

Thanks a lot for feet that stamp!

(stamp, stamp)

This musical staff is identical to the first one, featuring the same melody and two 'stamp' actions at the end.

Thanks a lot for feet that stamp!


(stamp, stamp)

This musical staff is identical to the first one, featuring the same melody and two 'stamp' actions at the end.

Thank you for my feet!


(stamp, stamp, stamp)

This musical staff is in G major (one flat) and 4/4 time. The melody consists of quarter notes for 'Thank', 'you', 'for', and 'my', followed by a quarter note for 'feet!'. The final three notes are quarter notes with stems and 'x' marks, labeled '(stamp, stamp, stamp)'. The staff ends with a fermata over the final note.




Thank you for a nose that smells!

(sniff, sniff)




Thank you for a nose that smells!

(sniff, sniff)




Thank you for a nose that smells!

(sniff, sniff)



Thank you for my nose!


(sniff, sniff, sniff)




Thank you for my eyes that see! (blink, blink)



Thank you for my eyes that see! (blink, blink)



Thank you for my eyes that see! (blink, blink)



Thank you for my eyes! (blink, blink, blink)

15. Thanks a Lot! – One Slide Lyrics

Thanks a lot for hands that clap!

Thanks a lot for hands that clap!

Thanks a lot for hands that clap!

Thank you for my hands!

Thanks a lot for feet that stamp!

Thanks a lot for feet that stamp!

Thanks a lot for feet that stamp!

Thank you for my feet!

Thank you for a nose that smells!

Thank you for a nose that smells!

Thank you for a nose that smells!

Thank you for my nose!

Thank you for my eyes that see!

Thank you for my eyes that see!

Thank you for my eyes that see!

Thank you for my eyes!

15. Thanks a Lot!

Thanks a lot for hands that clap!

Thanks a lot for hands that clap!

Thanks a lot for hands that clap!

Thank you for my hands!



Thanks a lot for feet that stamp!

Thanks a lot for feet that stamp!

Thanks a lot for feet that stamp!

Thank you for my feet!



Thank you for a nose that smells!

Thank you for a nose that smells!

Thank you for a nose that smells!

Thank you for my nose!



Thank you for my eyes that see!

Thank you for my eyes that see!

Thank you for my eyes that see!

Thank you for my eyes!



Create New Verses

Thanks a lot for _____

Thanks a lot for _____

Thanks a lot for _____

Thank you for my _____

Sing some of your new verses!

Fill in the missing note names

D. Gagné

The image shows four musical staves, each with a treble clef and a key signature of one flat (Bb). The first staff is in C major and contains the notes C, D, F, G, A, B, C. The notes C, D, F, G, and A are labeled with red letters below them. The second staff is in G major and contains the notes G, A, B, C, D, E, G. The third staff is in D major and contains the notes D, E, F#, G, A, B, D. The fourth staff is in D major and contains the notes D, E, F#, G, A, B, D. Each staff has a 'clap' instruction above the final two notes, with a red dash indicating a missing note.

Staff 1: C, D, F, G, A, B, C (clap, clap)

Staff 2: G, A, B, C, D, E, G (clap, clap)

Staff 3: D, E, F#, G, A, B, D (clap, clap)

Staff 4: D, E, F#, G, A, B, D (clap, clap, clap)

Fill in the missing note names

D. Gagné

C D F G A G F - -

D F F D F D C - -

C D F G A G F - -

G G A G G F - - -

Answer

Play the Melody on Boomwhackers®

D. Gagné

Thanks a lot for hands that clap! (clap, clap)

Thanks a lot for hands that clap! (clap, clap)

Thanks a lot for hands that clap! (clap, clap)

Thank you for my hands! (clap, clap, clap)

No copying or transfer of this PowerPoint is permitted. This PowerPoint is for the use of the original purchaser only and may be installed on only one computer.

©2008 Themes & Variations