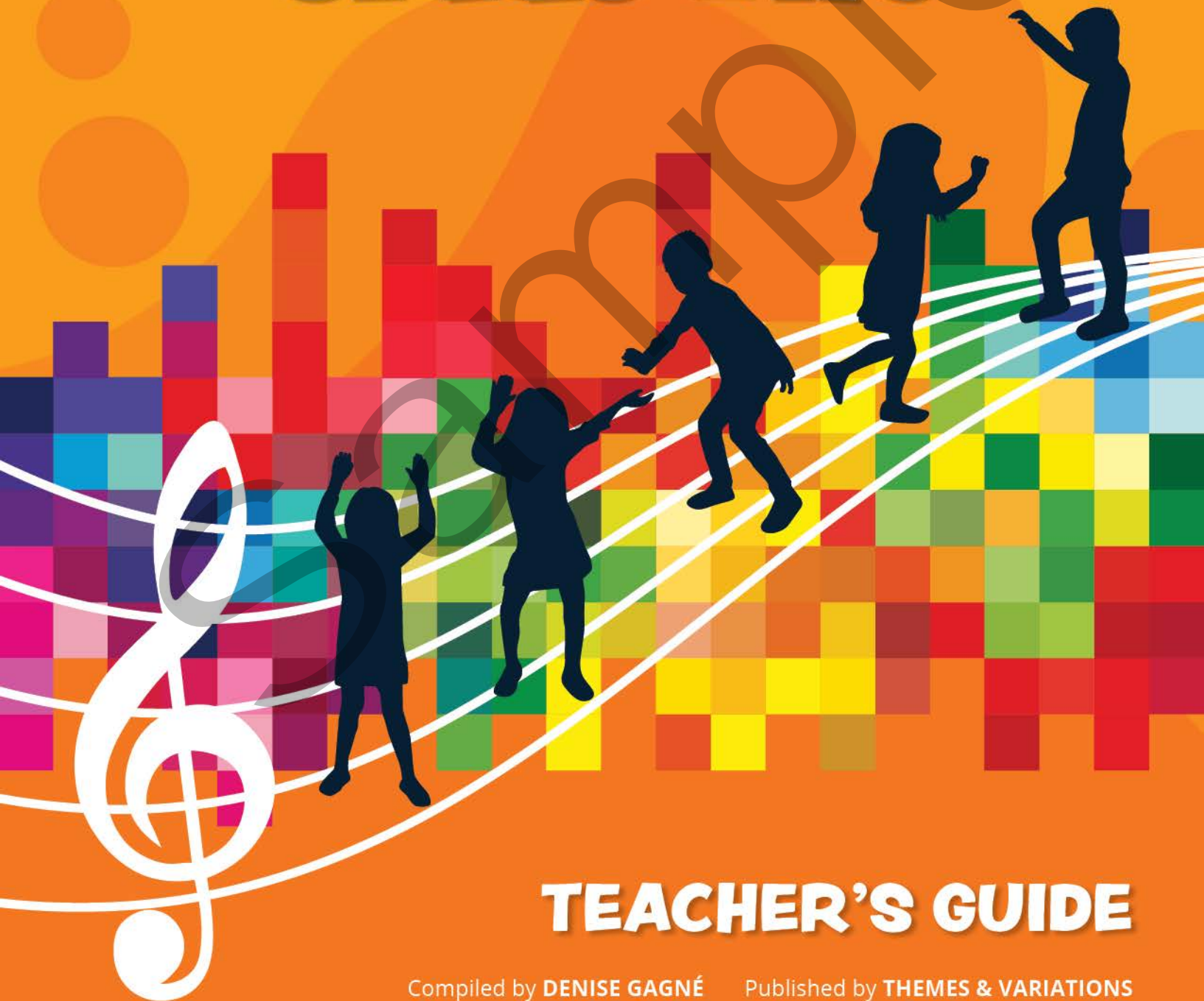


THEMES & VARIATIONS

MUSICPLAY

Grade Two



TEACHER'S GUIDE

Compiled by DENISE GAGNÉ

Published by THEMES & VARIATIONS

Musicplay Grade 2

Teacher's Guide - New Edition

Song/Poem		Song/Poem		Song/Poem	
#	Title	#	Title	#	Title
1	Welcome to Music	35	On Top of Spaghetti	68a.a	"John, John, the Leprechaun"
2	O Canada	36	Bluebells	69	A Pizza Hut
3	My Country, 'Tis of Thee	37	Johnny Caught a Flea	70	Ain't Gonna Rain No More
4	Ridin' That New River Train	37a.b	"Extremes" by J. W. Riley	71	Rain on the Green Grass
5	Engine, Engine Number Nine	37a.c	"Jack Frost"	71a.a	"Don't Say Ain't!"
6	Hill, Hill	38	Tap It Here, Tap It There	72	Father Abraham
7	Poor Little Bug on the Wall	39	Pease Porridge Hot	72a.a	Rain Poems
8	Paddle in My Kayak	40	O Hanukkah	73	Hot Cross Buns
9	I Can Sing a High Note	41	Who's That?	74	Garbage
10	Bounce High	42	Holiday Round	75	Find the Easter Basket
11	John Jacob Jingleheimer Schmidt	43	Ring, Ring, Ring the Bells	76	I Can Do the Bunny Hop Too!
12	Obwisana	44	Rocks for Christmas	77	Recycle
13	Bell Horses	45	Jolly Old St. Nicholas	78	Rabbits
14	Tony Chestnut	46	Apples, Peaches, Pears, and Plums	79	Hide the Easter Eggs
15	Thanks a Lot!	47	Trampin'	80	Salish Hand Game
16	Time to Play	48	Japanese New Year Song	80a.a	"Trees" by Joyce Kilmer
17	I'm the Fastest Turkey	49	Mouse, Mousie	80a.b	"The Echo" (author unknown)
18	Falling Leaves	49a.a	Haiku by Matsuo Basho	81	Oh, My Aunt Came Back
19	I Am a Fine Musician	50	Boom Boom	82	Johnny One Hammer
20	Icka Backa	51	I Like to Play the Instruments	83	Mom, You're the Best!
20a	We Like Playing Games Together	52	Oliver Twist	84	Juguemos en el bosque
21	What's That Creature?	53	Haul on the Bowlin'	85	Japanese Frog Song
22	Birds and Bats	54	Pass the Stick	86	Frog in the Middle
23	Pass the Witch's Broomstick	55	Love Grows Under	87	Row, Row, Row Your Boat
24	Witch's Stew	56	Gitsigakomim	88	Bought Me a Cat
25	Old Mother Witch	57	I Sent a Valentine	89	Sur le pont d'Avignon
26	The Grand Old Duke Of York	58	The More We Get Together	90	The Chinese Fan
27	Starlight	59	I See the Moon	91	Kagome
28	Sing for Peace	60	Circle Round the Zero	92	Canada in My Pocket
29	Make a Difference	60a.b	"The Moon" by R. L. Stephenson	93	Swimming
29a	What Can I Do?	61	Ham and Eggs	94	Goin' on a Picnic
30	This Way That-a-way	62	My Cat Boo	94a.a	"Ooey Gooley Marshmallows"
30a.a	"If I Can Stop One Heart from Breaking" E. Dickinson	63	I'se the B'y	95	Here Comes a Bluebird
31	Peace Like a River	64	Cut the Cake	96	Down Came Johnny
32	Doggie, Doggie	65	A Sailor Went to Sea	97	Let Us Chase the Squirrel
33	Napoléon	66	It's Raining, It's Pouring	98	Christopher McCracken
34	Lukey's Boat	67	The Lollipop Tree	99	Orchestral Instrument Families
		68	St. Patrick's Day Jig		

ISBN 978-1-989166-60-4

©1997 Themes & Variations. New Edition 2021

Printed in Canada. All Rights Reserved.

©Themes & Variations

1-888-562-4647 sales@musicplay.ca www.musicplay.ca www.musicplayonline.com
3 4664 Riverside Drive, Red Deer, AB, Canada T4N 6Y5

Table of Contents

1.	Scope and Sequence of Skills	3
2.	Year Plan	4
3.	About Musicplay	5
4.	Teaching Tips and Extras	6
5.	Index of Listening Selections	7
6.	Orff Arrangements	7
7.	Song and Concept List	8
8.	Monthly Lesson Outlines	15
9.	Weekly Lesson Plans, Songs and Teaching Notes	26
10.	Assessment	230
11.	Classified Indexes	233
12.	Glossary	237
13.	Alphabetical Index	238

To get your **Audio Download for Musicplay Grade 2 Teacher's Guide**, visit <https://downloads.musicplay.ca/> and type in the download code below. If the code is covered scratch the silver label below.

DOWNLOAD CODE:

This product is intended for the purchaser. **No other copying is permitted.**

Photocopying Policy: No copying or electronic imaging of this teacher's guide is permitted. This restriction includes the making of photocopies for student use, the making and projecting of overheads, the use of document cameras to project images, or scanning and projecting of images. Teachers who wish to have electronic editions must purchase the Musicplay Digital Resources or use www.musicplayonline.com.

Scope and Sequence of Skills

Prepare

Throughout Musicplay new concepts are prepared by singing, playing and listening. Learning music is like learning a language. Children need to experience music before labeling it.

Present

When children have experienced a new concept (i.e. beat) they are ready to label it. When the teacher labels a new concept in this method, it is called "present" - a new concept is made conscious or presented to the students.

Practice

After a new concept is presented, the children need reinforcement, or practice. New musical terms or concepts are reviewed throughout Musicplay.

BEAT AND RHYTHM

- tap, play and move to a steady beat
- distinguish between beat and rhythm
- identify accented beats
- group beats into groups of two or three
- read and rotate rhythms from flashcards and charts ♩ ♪ ♫ ♬ ♭ ♮ ♯ ♭

OSTINATO

- 8 ♩ ♪ at different b/p levels
- Borduns in patterns ♩ ♪ ♫ ♬ ♭ ♮ ♯ ♭

MELODY

- develop singing voice
- identify high, low and middle in music
- sing high, low and middle sounds
- reproduce melodies alone and with a group
- read, notate sm, slsm, smlsm, lsmd, smd patterns
- prepare mrd

HARMONY

- rhythm canons, speech canons, two part melodic canons, ostinato, bordun in patterns ♩ ♪ ♫ ♬ ♭ ♮ ♯ ♭

INSTRUMENTAL TECHNIC

- identify and play unpitched instruments
- simple, level, broken bordun on bar instruments in patterns ♩ ♪ ♫ ♬ ♭ ♮ ♯ ♭
- complimentary color or unpitched part
- metals and woods playing different things

CREATING

- create "effects" and accompaniments
- create/improvise rhythm patterns and melodies using known symbols
- create new verses

FORM

- show phrases in music
- label phrases as same or different
- use repeat sign
- AB, ABA forms
- rondo form

EXPRESSION

- identify music as fast or slow (tempo)
- identify music as soft or loud (dynamics) and perform where appropriate
- identify accents, use connected and detached sounds. Sing expressively showing an understanding of the text.

CULTURAL/HISTORICAL CONTEXT

- perform and/or listen to songs from a variety of cultural heritages and historical periods, including songs of Japan.

LISTENING

- distinguish voices, environmental sounds
- identify families of unpitched instruments: membrane, shaker, metal, wood
- introduce instruments of the orchestra
- follow song stories
- listen to short orchestral excerpts
- write or draw in listening notebook

INTEGRATED CURRICULUM

- integrate with literature by creating accompaniments for poems and stories
- songs for holidays and special days
- songs from many cultures to supplement social studies
- songs for Earth Day, to reinforce science

MONTH	BEAT/RHYTHM	MELODY - HARMONY	EXPRESSION MULTICULTURAL	INSTRUMENTS	LISTENING FORM/CULTURE	CREATING MOVEMENT	THEMES SONGS
SEPTEMBER	<ul style="list-style-type: none"> beat ♩ ♪ ♫ ♩ ♪ ♫ 12. Obwisana 	high - middle - low 8. I Can Sing s-m 5. Hill 4. Engine Engine Is m 10. Bounce High	<ul style="list-style-type: none"> fast - slow, loud-soft 6. Poor Little Bug, 11. John Jacob, 12. Obwisana - Africa 	Orff #4, 5, 10, 13	environmental sounds, beat, fast/slow, high	<ul style="list-style-type: none"> move to show high Listening 2 #6 move to drum in 2s and 3s 	Names Welcome
OCTOBER	<ul style="list-style-type: none"> ♩ ♪ = ♯ 14. Tony accent 20. Icka 	Practice Is m Prepare do 16. Time to Play harmony: 18. Round	fast-slow 14. Tony	families fo u/p 16. Time to Play <ul style="list-style-type: none"> create effects 22. Birds and Bats Orff #16, 18, 20, 22	fast-slow Listening 2 #8 Percussion family Listening 2 #9, 10 Listening 2 #12 - fireworks	create effects 22. Birds and Bats - move like bones Listening 2 #9	Fall Halloween
NOVEMBER	Practice ♩ ♪ ♫ ♪ ♫ rhythm erase dictation	Present do - 37. Flea Practice l-s-m: 27. Starlight, 32, 36	Sing expressively 28. Sing for Peace 29. Make a Difference 33. Napoléon	Orff # 27, 32, 36, 37	Brass Family * show video Listening 2 #13	create movements 30. This Way Thataway	Peace
DECEMBER	♩ 41. Who's That 39. Pease Porridge Present ♩.	Practice Is m d 42. Holiday Round Prepare re: #41	40. O Hanukkah	u/p - 43. Ring the Bells u/p=unpitched perc Orff #41	Nutracker Listening 2 #15, 14 Sleighride, Mozart	Ice Sculptures	Holiday Fun - Hanukkah - Christmas
JANUARY	Practice ♩ ♪ ♫ ♩ ♪ ♫ ♩ ♪ ♫	Practice Is m d 48. Japanese New Year Song	48. Japanese New Year Song	u/p 51. I Like to Play Orff #46, 47, 49, 52, 54	Bach - read and listen Listening 2 #17-20 Video - Bach's Fight for Freedom	create u/p rondo 51. I Like to Play create movement: 52. Oliver Twist	Bach
FEBRUARY	Practice ♩ ♪ ♫ ♩ ♪ ♫ ♩ ♪ ♫	Practice Is m d 59. I See the Moon flashcards	56. Gitsigakomim	u/p Gitsigakomim Orff with #59	Woodwind Family	create food rondo create tone bar acc for I 59. See the Moon	Going to Sea Valentine's Day
MARCH	Practice ♩ ♪ ♫ ♩ ♪ ♫ ♩ ♪ ♫	Practice Is m d #66, 71 Prepare re	67. Lollipop Tree	Orff #66, 71	Spring, Vivaldi Listening 2 #25	create acc. for poem intro for #66 create rain program acc. for Cookie story	Rain Rain Go Away
APRIL	Practice ♩ ♪ ♫ ♩ ♪ ♫ ♩ ♪ ♫ Present ♩	Present re 73. Hot Cross Buns 78. Rabbits	dynamics 75. Find the Easter Basket 80. Salish Hand Game	Orff #73, 75	loud-soft Listening 2 #28 Butterfly, Grieg ABABAB Bunnyhop	create new words 78. Rabbits move - Bunnyhop	Earth Day Easter
MAY	Practice ♩ ♪ ♫ ♩ ♪ ♫ ♩ ♪ ♫ Present -	Practice s mrd 82. Johnny 88. Bought	legato/staccato 89. Sur le pont 84. Juguemos 85. Japanese Frog Song 91. Kagome	u/p 88. Bought Me a Cat Orff #82, 86	staccato/legato * move to show Listening 2 #29, 30	u/p create effects 88. Bought Me a Cat create acc. 82. Johnny move - 89. Sur le pont	Music Around the World
JUNE	Practice ♩ ♪ ♫ ♩ ♪ ♫ ♩ ♪ ♫ Present -	Is mrd 95. Bluebird, 96. Down Came Johnny, 97. Let Us Chase the Squirrel (95, 96, 97) round - 87. Row Row	Ooey Gooley poem	u/p with Ooey Gooley poem Orff #95, 96, 97	Bluebird Tchaikovsky Listening 2 #32	create effects - move Ooey Gooley create verses - picnic	Summer Fun

Musicplay 2 Song List

#	Song	Melodic	Rhythmic	Other	Instruments	Theme
1	Welcome to Music					Welcome
2	O Canada					Canada
3	My Country 'tis of Thee		3/4			USA
4	Ridin' That River Train			create		sing along
5	Engine Engine	s m	beat	create move	Orff	Trains
6	Hill, Hill	s m	♩		Orff	
7	Poor Little Bug			loud/soft, fast/slow, high/low		
8	Paddle in My Kayak		beat			
9	I Can Sing A High Note	high/low	♩ ♪ ♫ ♬			
10	Bounce High	m sl	♩ ♪	create	Orff	
11	John Jacob Jingleheimer Schmidt			dynamics		
12	Obwisana		ties			
13	Bell Horses	m sl	♩ ♪		Orff	
14	Tony Chestnut	s m	♩ ♪ ♫ ♬	tempo		
15	Thanks A Lot!			create		
16	Time To Play	d m sl	♩ ♪ ♫ ♬	create	Orff	
17	I'm The Fastest Turkey	s, l, drm	6/8	solo assess, repeat	Orff	
18	Falling Leaves		♩ ♪ ♫	canon	Orff	Fall
19	I am a Fine Musician			instruments of orchestra		
20	Icka Backa	d m sl	beat		Orff	
20a	We Like Playing Games Together					
21	What's That Creature?		♩	dynamics		Halloween
22	Birds and Bats		6/8	create	Orff	Halloween
23	Pass The Witch's Broomstick		♩			Halloween
24	Witch's Stew			rondo, create		Halloween
25	Old Mother Witch		♩ ♪ ♫ ♬		Orff	Halloween
26	Grand Old Duke Of York			tempo terms		
27	Starlight	s m	♩ ♪ ♫		Orff	
28	Sing For Peace			echo harmony		
29	Make a Difference			Remembrance/Veteran's Day		
30	This Way Thataway	drm sl	beat	create		
31	Peace Like a River					Peace
32	Doggie Doggie	m sl			Orff	
33	Napoléon			b/p ostinato		French
34	Lukey's Boat					Canadian folk
35	On Top Of Spaghetti		3/4			
36	Bluebells	m sl	♩ ♪	create word chains	Orff	
37	Johnny Caught a Flea	d m sl	♩ ♪ ♫ ♬		Orff	
38	Tap It Here, Tap It There			tempo terms		
39	Pease Porridge Hot	d m s	♩ ♪ ♫ ♬		Orff	
40	O Hanukkah					
41	Who's That?	drm s	♩ ♪ ♫	solo assess	Orff	
42	Holiday Round		6/8	round		Christmas
43	Ring Ring Ring The Bells		6/8	create new verse/effects	unpitched	Christmas
44	Rocks For Christmas					Christmas
45	Jolly Old St. Nicholas		♩ ♪ ♫			Christmas
46	Apples, Peaches, Pears and Plums		♩ ♪ ♫ ♬		Orff	New Years
47	Trampin'	drm	♩ ♪ ♫		Orff	
48	Japanese New Year's song		♩ ♪ ♫			Japan

#	Song	Melodic	Rhythmic	Other	Instruments	Theme
49	Mouse Mousie	d m s	♪ ♪ ♫			Hungary
50	Boom Boom				b/p	
51	I Like To Play The Instruments		♪ ♪ ♫	create rondo	Orff	
52	Oliver Twist	m sl	6/8	create move	Orff	
53	Haul on the Bowlin'					Folk Song, Sea
54	Pass the Stick				Orff	
55	Love Grows Under		♪		b/p	Valentines
56	Gitsigakomim				unpitched	Valentine
57	I Sent a Valentine					Valentines
58	The More We Get Together		3/4			Valentines
59	I See The Moon	d m s	♪ ♪ ♫		Orff	Valentines
60	Circle 'Round the Zero				Orff	Valentines
61	Ham And Eggs			movement		
62	My Cat Boo			dynamics		
63	I'se the B'y		6/8			Folk Song, Sea
64	Cut The Cake		♪ ♪ ♫			
65	A Sailor Went To Sea					Sea
66	It's Raining, It's Pouring	m sl	♪ ♪ ♫	create rainstorm	Orff	Rain
67	Lollipop Tree					Spring
68	St. Patrick's Day Jig					St. Patrick's Day
69	A Pizza Hut			create new verses		
70	Ain't Gonna Rain No More					Rain
71	Rain On the Green Grass	drm sl	♪ ♪ ♫	create acc to poem	Orff	Rain
72	Father Abraham					
73	Hot Cross Buns	mrd	♪ ♪ ♫	AABA form	Orff	Easter
74	Garbage					Earth Day
75	Find the Easter Basket	m sl		dynamics	Orff	Easter
76	I Can Do the Bunny Hop Too!				move	Easter
77	Recycle					Earth Day
78	Rabbits	drm	♪ ♪ ♫	dynamics		Easter
79	Hide The Easter Eggs		♪			Easter
80	Salish Hand Game	drm			unpitched	Indigenous
81	Oh, My Aunt Came Back			create movement		Around the World
82	Johnny One Hammer	d m s	♪ ♪ ♫	create B/W acc	Orff/boomwhackers	
83	Mom, You're The Best					Mother's Day
84	Juguemos en el bosque					Spanish
85	Japanese Frog Song				unpitched	Japan
86	Frog In the Middle	s, l, d			Orff	Frogs
87	Row, Row, Row Your Boat			round		Summer
88	Bought Me a Cat	drm sl	♪ ♪ ♫		Orff	
89	Sur le pont			dramatize		French
90	Chinese Fan			move		
91	Kagome		♪ ♪ ♫		create Orff	Japan
92	Canada in My Pocket					Canada
93	Swimming		6/8	inner hearing		Summer
94	Goin' on a Picnic		6/8	create		Summer
95	Here Comes a Bluebird	drm sl	♪ ♪ ♫		Orff	
96	Down Came Johnny	drm sl	♪ ♪ ♫		Orff	
97	Let Us Chase the Squirrel	drm sl	♪ ♪ ♫		Orff	
98	Christopher McCracken		6/8			Summer
99	Orchestra Instrument Families					

August Month Outline - Grade 2

Week 1

Lesson 1

<p>Song List 1. Welcome to Music (<i>welcome, call response,</i>) Wash Your Hands Wear a Mask (drm) 5a.d The Music Time is Over</p>	<p>Lesson Modules 1. Welcome to Music- learn the song, sing the echoes Practice rhythm with vegetable rhythms Wash Your Hands - learn a healthy habit song Echo sing do-re-mi Do All About Me worksheet 5a.d The Music Time is Over - sing the echoes</p>	<p>Additional Options <u>Unit - Back to School</u> (Hello Beat Chant, RE-SPECT composition) <u>Modules-General</u> No Touch Games - Name Game (get to know your students) <u>Modules-General-</u> Movement Fun songs</p>
--	--	---

Week 2

Lesson 2

<p>Song List 1. Welcome to Music (<i>welcome</i>) Wash Your Hands Wear a Mask What Shall We Do? Move to the Drum 2 5a.d The Music Time is Over</p>	<p>Lesson Modules 1. Welcome to Music - sing the echoes Practice rhythm with echo rhythms Find things to use as instruments, make spoon rhythms Wash Your Hands - review healthy habits song Echo do-re-mi What Shall We Do? - learn the song, sing along Move to the Drum 2 - listen, move to drumming 5a.d The Music Time is Over - sing along</p>	<p>Additional Options <u>Unit - Back to School</u> (Hello Beat Chant, RE-SPECT composition) <u>Modules-General</u> No Touch Games - Name Game (get to know your students) <u>Modules-General-</u> Movement Fun songs</p>
---	---	---

Week 3

Lesson 3

<p>Song List 1. Welcome to Music (<i>welcome</i>) You're a Grand Old Flag What Shall We Do? 95. Here Comes a Bluebird (<i>drm sl</i>)</p>	<p>Lesson Modules 1. Welcome to Music - sing the echoes Practice rhythm with echo rhythms, find something to use for an instrument You're a Grand Old Flag - play your instrument with the song What Shall We Do? - sing, draw a picture 95. Here Comes a Blue Bird - sing, play game</p>	<p>Additional Options <u>Unit - Back to School</u> (Hello Beat Chant, RE-SPECT composition) <u>Modules-General</u> No Touch Games - Name Game (get to know your students) <u>Modules-General-</u> Movement Fun songs</p>
--	---	---

Week 4

Lesson 4

<p>Song List 1. Welcome to Music (<i>welcome</i>) Wash Your Hands Wear a Mask You're a Grand Old Flag 95. Here Comes a Bluebird (<i>drm sl</i> ♪ ♫ ♪ ♪ ♪)</p>	<p>Lesson Modules 1. Welcome to Music - sing the echoes Practice rhythm with echo rhythms Wash Your Hands - sing Echo sing do-re-mi patterns Wear a Mask - sing Draw do-re-mi notes You're a Grand Old Flag - play your instrument, keep a beat, create movement 95. Here Comes a Bluebird - sing, play game, keep beat</p>	<p>Additional Options <u>Unit - Back to School</u> (Hello Beat Chant, RE-SPECT composition) <u>Modules-General</u> No Touch Games - Name Game (get to know your students) <u>Modules-General-</u> Movement Fun songs</p>
--	--	---

September Week 1 at a Glance

Sing

New Songs:

- | | |
|-------------------------------|--------------------|
| 1. Welcome to Music | welcome, echo song |
| 2. O Canada | Canadian |
| 3. My Country, 'Tis of Thee | American |
| 4. Ridin' That New River Rain | sing-along |
| 5. Engine, Engine Number Nine | present 🎵 |

Teaching Tips and Extras

- 5a.a - How to Label Beat and Rhythm
- 5a.b - Posture Chant
- 5a.c - Line Up Chant
- 5a.d - The Music Time Is Over

Lesson 1 Module

- #1 "Welcome to Music" – sing the echoes practice echo rhythms warm up your voices with Bobo
- #5 "Engine Engine Number Nine" – sing echo and solfa, play game, move, keep the beat
- Canada – #2 "O Canada" – learn to sing USA – #3 "My Country 'tis of Thee" – learn to sing find things to use for a drum or shaker
- #4 "Ridin' That New River Train" – play along with the song
- "The Music Time is Over" – our closing song, sing the echoes

Move

Non-locomotor:

Locomotor:

- 5. Engine, Engine - create movement.

Listen

Listening Kit 2:

- 1. Sounds Around Us
- 2. What Keeps a Beat?

Interactive Activities

Games/Tools/Units:

- Beat or No Beat Game
- Theory Unit - Staff Lesson 1

Song List:

- 2. O Canada - Learn Lyrics Interactive
- 3. My Country - Learn Lyrics Interactive
- 5. Engine Engine - Beat/Rhythm (7 activities); Solfa/Note Challenge; Tone Ladder

Create and Play

- 5. Engine, Engine - create introduction/ending with word rhythms "chugga" and "choo"; teach the Orff arrangement

Read/Write - Printables

- 1. Welcome to Music - compose an echo
- 2. O Canada - Fill in the Blanks
- 3. My Country - Fill in the Blanks
- 4. Ridin' that New River Train - Beat/No Beat Printable
- 5. Engine Engine - solfa/note worksheets; printable Chugga Choo cards; review beat/rhythm using Concept Slides or interactive activity.

Assess

- 5. Engine, Engine Number Nine - observe beat when playing, correct worksheets
- 4. Ridin' that New River Train - correct beat/no beat printable

Other Lesson Options

- Back to School Unit
- RESPECT composition activity

Tip from a Musicplay Teacher: For the music teacher that teaches every student in the school, learning the students names is one of the biggest challenges at the beginning of the year. Take attendance at the start of every class. Use their names frequently, especially when inviting students to be the leader in a game.

1. Welcome to Music

September Week 1
Lesson 1

RHYTHM	TONE SET
Rote	Rote



Concepts

- call and response

Skills

- Sing Play Move
- Create Listen Read/Write

Core Arts Standards

- Create Perform Respond
- Connect

Uke/Guitar: C G7 F

Arrangements

- Piano Uke/Guitar
- Orff Recorder
- Boomwhacker

I can

- sing a call and response song.

Printables

- Solfa Beat/Rhythm
- Compose an Echo
- Staff Worksheet

Interactives

- Solfa/Note/Tone Ladder
- Beat/Rhythm
- The Staff

Type: welcome song

Theme: back to school

D. Gagné

Wel-come to mu - sic. Glad you're here! Gon - na do some sing - ing.

Gon - na use our ears. We're going to have a lot of fun — 'Cause mu - sic time has

just be - gun! — Wel-come to mu - sic. Glad you're here!

TEACHING PURPOSE/SUGGESTIONS

Welcome your students to music class by singing or playing song 1. “Welcome to Music.” Use this song to model good singing for your students. You sing (or play the video) and have your students echo. Use this song to begin each music class. Do the same with 5a.d “The Music Time Is Over” to end the class.

After the students know the song well, invite one of them to be the “teacher” and lead the singing. This gives the students a chance to practice some leadership skills, and gives you an opportunity to hear each student sing alone.

This is a call and response song. In this case, the response is an echo of the call. “Welcome to music” is the call and “Welcome to music” is the response. There is an interactive activity and a printable worksheet to have the students compose an echo. You can do the interactive activity with your class, and if time permits, have them complete the writing worksheet. (This worksheet is given for classes that have written quarter and eighth note rhythms previously.)

PLAYING AND CREATING

After the song is well known, encourage the students to create some appropriate actions to accompany the words (e.g., shake neighbor’s hand, give thumbs up).

To keep the song fresh after the song has been sung many times, play the rhythm on body percussion or instruments instead of singing. The teacher would play the call on one level of body percussion, and the students echo using the same level. eg. Teacher pats phrase 1, then students echo phrase 1 with patting. You could add instruments as students enter and play the call and echoes on instruments. Invite students to be the leaders.

RESPECT COMPOSITION ACTIVITY

In your music class, the most important rule is to respect yourself, each other, and the materials and equipment in the music room. Create a poem or rap about music room rules.

Start with:

R-E-S-P-E-C-T Respect yourself and respect me!
Just one rule is all you need with R-E-S-P-E-C-T .


Brainstorm things that you need to remember in the music room and add them to your rap.

Examples:

Participate responsibly. R-E-S-P-E-C-T
Raise your hand before you talk to me. R-E-S-P-E-C-T

R-E-S-P-E-C-T Respect yourself and respect me!
Just one rule is all you need with R-E-S-P-E-C-T .
Participate responsibly. R-E-S-P-E-C-T
Raise your hand before you talk to me. R-E-S-P-E-C-T

Add student creations!

This activity is found in the Concept Slides on MusicplayOnline .

RESPECT

In your music class, the most important rule is to respect yourself, each other and the materials and equipment in the music room.

Create a poem or rap about music room rules.

Start with:


R-E-S-P-E-C-T Respect yourself and respect me!
Just one rule is all you need with R-E-S-P-E-C-T .

ASSESSMENT

The teacher can quickly get an idea of each student's singing and playing skills on a daily basis with the use of these little solo opportunities.


2. O Canada

September Week 1
Lesson 1

RHYTHM Rote	TONE SET Rote	Concepts <ul style="list-style-type: none"> • playground voice • singing voice 	Skills <ul style="list-style-type: none"> <input checked="" type="checkbox"/> Sing <input type="checkbox"/> Play <input type="checkbox"/> Move <input type="checkbox"/> Create <input checked="" type="checkbox"/> Listen <input type="checkbox"/> Read/Write 	Uke/Guitar: C G7 D G F
		Core Arts Standards <ul style="list-style-type: none"> <input type="checkbox"/> Create <input checked="" type="checkbox"/> Perform <input checked="" type="checkbox"/> Respond <input checked="" type="checkbox"/> Connect 	Arrangements <ul style="list-style-type: none"> <input checked="" type="checkbox"/> Piano <input checked="" type="checkbox"/> Uke/Guitar <input type="checkbox"/> Orff <input type="checkbox"/> Recorder <input type="checkbox"/> Boomwhacker 	
I can <ul style="list-style-type: none"> • sing alone and with others 	Printables <ul style="list-style-type: none"> <input type="checkbox"/> Solfa <input type="checkbox"/> Beat/Rhythm <input checked="" type="checkbox"/> Fill in the Blanks <input checked="" type="checkbox"/> Staff Worksheet 	Interactives <ul style="list-style-type: none"> <input type="checkbox"/> Solfa/Note/Tone Ladder <input checked="" type="checkbox"/> Fill in the Blanks <input checked="" type="checkbox"/> The Staff 	Type: anthem Theme: patriotic	

English lyrics by R.S. Weir
French lyrics by A. Routhier

Music by A.C. Lavallée
arr. by D. Gagne



O Can - a - da! Our home and na - tive land!
O Can - a - da! Ter - re de nos äi - eux,

True pa - triot love in all thy sons com - mand. With
 Ton front est ceint de fleu - rons glo - ri - eux! Car ton

glow - ing hearts we see thee rise, The True North strong and free! From
 bras sait por - ter l'é - pé - e, Il sait por - ter la croix! Ton his -

far and wide, O Can - a - da, we stand on guard for thee.
 toire est une é - po - pé - e, Des plus bril - lants ex - ploits.

God keep our land glo - rious and free!
 Et ta va - leur, de foi trem - pée,

O Can - a - da, we stand on guard for thee.
 Pro - té - ge - ra nos foy - ers et nos droits,

O Can - a - da, we stand on guard for thee.
 Pro - té - ge - ra nos foy - ers et nos droits.

TEACHING PURPOSE/SUGGESTIONS

2. "O Canada" is included here for teachers to encourage their students to know their national anthem. A lyrics video and a notation video are given on [MusicplayOnline](#). Have the students listen to some of the singing on the lyrics or notation video. Encourage your students to sing with a full breath and an open mouth.

Denise Tips: My Canadian students always enjoyed learning songs from other countries. It might be interesting for the students to listen to or to learn the anthems from other countries.

Discuss with your students the difference between playground singing and choral singing. You want to help your students develop a concept of tone that is pleasant, light, and never forced or shouty. A fill-in-the-blank lyrics printable worksheet and interactive activity are available on [MusicplayOnline](#) to help students learn the lyrics.

LISTENING AND EVALUATING

Play recordings of national anthems from other countries and allow your students to express their opinions about them, comparing them to their own anthem.

CURRICULUM CONNECTIONS

Social Studies: Use the opportunity to explore national anthems from other countries, their flags, and their customs. This could be a great class project to do in a year with Olympic games.

Beat and Rhythm Checklist & Rubrics

BEAT AND RHYTHM ASSESSMENT CHECKLIST

Name	Beat tap step	Beat tap step	Beat tap step	Shows Beat beat/ word	Shows Rhythm beat/ word	Reads rhythm ♪♪♪	Reads rhythm ♪♪♪	Reads rhythm ♪♪♪	Reads rhythm ♪♪♪
	yes/no	yes/no	yes/no	yes/no	yes/no	yes/no	yes/no	yes/no	yes/no

BEAT RUBRICS

Use these rubrics to assess the ability to keep the beat.

Objective	1. Beginning	2. Satisfactory	3. Proficient	4. Excellent
Keeps the beat accurately when using body percussion. (tap, pat)	The student continues working towards keeping the beat when using body percussion.	The student sometimes keeps the beat accurately when using body percussion.	The student usually keeps the beat accurately when using body percussion.	The student always keeps the beat accurately when using body percussion.

Objective	1. Beginning	2. Satisfactory	3. Proficient	4. Excellent
Keeps the beat accurately when playing instruments.	The student continues working towards keeping the beat when playing instruments.	The student sometimes keeps the beat accurately when playing instruments.	The student usually keeps the beat accurately when playing instruments.	The student always keeps the beat accurately when playing instruments.

RHYTHM RUBRIC

Use these rubrics to assess the ability to read (say or clap) rhythms. Fill in the rhythm to be assessed under "objective."

Objective	1. Beginning	2. Satisfactory	3. Proficient	4. Excellent
Accurately reads (says or claps) the rhythm	The student is not able to read the rhythm.	The student is sometimes able to read the rhythm.	The student usually reads the rhythm.	The student consistently reads the rhythm.

Melodic Concepts Checklist & Rubrics

MELODIC ASSESSMENT CHECKLIST

Name:	Shows high/low	Shows high/low	Shows high/low	Singing within class	Singing within class	Singing "hello" attendance	Singing "hello" attendance	Singing solo in game	Singing solo in game
accurate/not accurate (close)	yes/no	yes/no	mark	yes/no	yes/no	yes/no	yes/no	yes/no	yes/no

RUBRICS TO ASSESS SINGING

Use the three second listen strategy to do this assessment. Have the students sing a song that they are working on for a performance. Have them stand in alphabetical order while they sing so you can mark easily on your class list as you walk down the row. Listen to each child for three seconds and assess what you hear. You may need to have the students sing the song twice to assess your entire class.

Objective	1. Beginning	2. Satisfactory	3. Proficient	4. Excellent
Matches pitch accurately when singing.	The student continues working towards matching pitches accurately.	The student sometimes matches pitches accurately	The student usually matches pitches accurately.	The student always matches pitches accurately.

Objective	1. Beginning	2. Satisfactory	3. Proficient	4. Excellent
Sings with a light, clear tone	The student continues working towards singing with a light, clear tone.	The student sometimes sings with a light, clear tone.	The student usually sings with a light, clear tone.	The student always sings with a light, clear tone.

Objective	1. Beginning	2. Satisfactory	3. Proficient	4. Excellent
Sings with expression.	The student continues working towards singing with a light, clear tone.	The student sometimes sings with expression.	The student usually sings with expression	The student always sings with expression.

Objective	1. Beginning	2. Satisfactory	3. Proficient	4. Excellent
The student uses good posture when singing.	The student seldom uses good posture. (needs many reminders)	The student sometimes uses good posture. (needs a few reminders)	The student usually uses good posture. (occasionally needs reminders)	The student consistently uses good posture when singing.

Objective	1. Beginning	2. Satisfactory	3. Proficient	4. Excellent
Sings in tune with good tone, expression and diction.	The students seldom sings in tune, with good tone, expression, and diction.	The students sometimes sings in tune, with good tone, expression, and diction.	The students usually sings in tune, with good tone, expression, and diction.	The students consistently sings in tune, with good tone, expression, and diction.

Classified Index

MULTICULTURAL SONGS

African

12. Obwisana

African American

47. Trampin'

American

3. My Country 'tis of Thee

Canadian

2. O Canada

34. Lukey's Boat

92. Canada in my Pocket

French

33. Napoléon

89. Sur le pont

Hungarian

49. Mouse Mousie

Japanese

48. Japanese New Year's Song

85. Japanese Frog Song

91. Kagome

Indigenous

56. Gitsigakomim

80. Salish Hand Game

Sea Shantys

34. Lukey's Boat

53. Haul on the Bowlin'

63. I'se the B'y

Spanish

84. Juguemos en el bosque

NON-ENGLISH SONGS

Title	Language/Culture	Title	Language/Culture
56. Gatsigakomim	Blackfoot	85. Japanese Frog Song	Japanese
33. Napoléon	French	91. Kagome	Japanese
89. Sur le pont	French	84. Juguemos en el bosque	Spanish
12. Obwisana	Ghana		

HOLIDAY, SEASONAL, PATRIOTIC MUSIC

Fall

18. Falling Leaves

Thanksgiving

15. Thanks a Lot!

17. I'm the Fastest Turkey

Halloween

21. What's That Creature?

22. Birds and Bats

23. Pass the Witch's Broomstick

24. Witch's Stew

25. Old Mother Witch

Remembrance Day / Veteran's Day (Peace)

28. Sing For Peace

29. Make a Difference

31. Peace Like a River

Hanukkah

40. O Hanukkah

Christmas

42. Holiday Round

43. Ring, Ring, Ring The Bells

44. Rocks for Christmas

45. Jolly Old St. Nicholas

New Years

46. Apples, Peaches, Pears and Plums

48. Japanese New Year Song

Valentine's Day

55. Love Grows Under

56. Gitsigakomim

57. I Sent a Valentine

58. The More We Get Together

59. I See The Moon

60. Circle 'Round the Zero

Spring

67. Lollipop Tree

78. Rabbits

Easter

73. Hot Cross Buns

75. Find the Easter Basket

76. I Can Do the Bunny Hop Too!

78. Rabbits

79. Hide the Easter Eggs

Earth Day

74. Garbage

77. Recycle

St. Patrick's Day

68. St. Patrick's Day Jig

Mother's Day

83. Mom, You're the Best

Summer

87. Row, Row, Row Your Boat

93. Swimming

94. Goin' on a Picnic

95. Here Comes a Bluebird

98. Christopher McCracken

Patriotic

2. O Canada

3. My Country 'tis of Thee

Curriculum Links

LANGUAGE ARTS	DRAMA	MATH	SOCIAL STUDIES	SCIENCE
<p>Writing:</p> <p>24. Witch's Stew (create verses)</p> <p>36. Bluebells (write word chains)</p> <p>48. Japanese New Year song (write haiku)</p> <p>94. Goin' on a Picnic (write verses)</p>	<p>21. What's That Creature?</p> <p>22. Birds and Bats</p> <p>44. Rocks For Christmas</p> <p>Sea Scene:</p> <p>53. Haul on the Bowlin'</p> <p>65. A Sailor Went To Sea Sea</p> <p>Rain Scene:</p> <p>65. A Sailor Went To Sea Sea</p> <p>67. Lollipop Tree</p> <p>70. Ain't Gonna Rain No More</p> <p>71. Rain On the Green Grass</p> <p>72a.. Rain Poems, Sound-scape</p>	<p>Months:</p> <p>46. Apples, Peaches, Pears and Plums</p>	<p>2. O Canada</p> <p>2a. My Country 'tis of Thee</p> <p>Multicultural:</p> <p>12. Obwisana (Ghana)</p> <p>31. Peace Like A River (Spiritual)</p> <p>33. Napoléon (French)</p> <p>34. Lukey's Boat (Canadian sea chanty)</p> <p>40. O Hanukkah (Hebrew)</p> <p>42. Holiday Round</p> <p>47. Trampin'</p> <p>48. Japanese New Year song</p> <p>53. Haul on the Bowlin' (Canadian folk)</p> <p>56. Gitsigakomim (Blackfoot)</p> <p>60. Circle 'Round Zero (African American street game)</p> <p>63. I'se the B'y (Canadian folk)</p> <p>80. Salish Hand Game (Salish)</p> <p>84. Jugüemos en el bosque</p> <p>85. Japanese Frog Song</p> <p>89. Sur le pont (French)</p> <p>90. Chinese Fan</p> <p>91. Kagome (Japanese)</p> <p>92. Canada in my Pocket</p> <p>Transportation:</p> <p>3. Ridin' That New River Train</p> <p>4. Engine Engine 9</p>	<p>Insects:</p> <p>6. Poor Little Bug</p> <p>Five Senses:</p> <p>15. Thanks A Lot!</p> <p>Seasons:</p> <p>18. Falling Leaves</p> <p>Environment:</p> <p>74. Garbage</p> <p>77. Recycle</p> <p>Animals:</p> <p>78. Rabbits</p> <p>88. Bought Me A Cat</p>

DAILY PE	DANCE	HEALTH	SOCIAL SKILLS
<p>4. Engine Engine 9</p> <p>5. Hill Hill</p> <p>10. Bounce High</p> <p>13. Bell Horses</p> <p>17. I'm The Fastest Turkey</p> <p>25. Old Mother Witch</p> <p>26. Grand Old Duke Of York</p> <p>30. This Way Thataway</p> <p>49. Mouse Mousie</p> <p>52. Oliver Twist</p> <p>57. I Sent a Valentine</p> <p>64. Cut The Cake</p> <p>72. Father Abraham</p> <p>81. Oh My Aunt Came Back</p> <p>86. Frog In the Middle</p> <p>97. Let Us Chase The Squirrel</p>	<p>30. This Way Thataway</p> <p>60. Circle 'Round the Zero</p> <p>63. I'se the B'y</p> <p>68. St. Patrick's Day Jig</p> <p>95. Here Comes a Bluebird</p> <p>89. Sur le pont</p>	<p>Careers:</p> <p>19. I Am A Fine Musician</p> <p>Healthy Eating:</p> <p>69. A Pizza Hut</p> <p>73. Hot Cross Buns</p>	<p>28. Sing For Peace</p> <p>29. Make a Difference</p>