


5 1. I Like to Play the Instruments






51. I Like to Play the Instruments

D. Gagné



I like to play the in-stru-ments, I play them eve-ry day. And



when I play the in - stru - ments, this is what I play.



51. I Like to Play the Instruments – One Slide Lyrics

I like to play the instruments,
I play them every day.
And when I play the instruments,
this is what I play.

Write or improvise your own rhythm pattern!

I like to play the instruments,
I play them every day.
And when I play the instruments,
this is what I play.

Write or improvise your own rhythm pattern!

I like to play the instruments,
I play them every day.
And when I play the instruments,
this is what I play.

Write or improvise your own rhythm pattern!

I like to play the instruments,
I play them every day.
And when I play the instruments,
this is what I play.

Write or improvise your own rhythm pattern!

5 1. I Like to Play the Instruments

I like to play the instruments,


I play them every day.

And when I play the instruments,

this is what I play.




**Write or improvise your own
rhythm pattern!**



I like to play the instruments,
I play them every day.
And when I play the instruments,
this is what I play.




**Write or improvise your own
rhythm pattern!**



I like to play the instruments,
I play them every day.
And when I play the instruments,
this is what I play.




**Write or improvise your own
rhythm pattern!**



I like to play the instruments,
I play them every day.
And when I play the instruments,
this is what I play.



**Write or improvise your own
rhythm pattern!**



Use the following
rhythm review slides to
help you create your
own rhythm patterns.



Rhythm Review

Remember that a *ta* is one sound on a beat.

Remember that a *ti-ti* is two sounds on a beat.



Rhythm Review

Remember that a *tie* holds two notes together.



Remember that a *too-oo* is held for two beats.




Rhythm Review

Remember that a *rest* is a silent beat.

Write your own rhythm patterns to play with *I Like to Play the Instruments*. Use the beat chart on the following slide to help you!

Beat Chart



No copying or transfer of this PowerPoint is permitted. This PowerPoint is for the use of the original purchaser only and may be installed on only one computer.

©2008 Themes & Variations