

The Recorder Resource Kit 1

Digital Resource

By Denise Gagné

All About the Recorder
Counting Music
How Notes are Named
Mad Minutes
Recorder Quiz
Soprano Recorder Fingerings
Songs and Composers Notes - Performance
Songs and Composers Notes - Accompaniment
Songs and Composers KidsNotes - Performance
Songs and Composers KidsNotes - Accompaniment
Performance Videos for Each Song
Highlight Videos for Each Song
Audio MP3 for Each Song



To get your **Enhanced Download** for *The Recorder Resource Kit 1: Digital Resource*, visit <https://downloads.musicplay.ca/> and type in the download code below.

If the code is covered scratch the silver label below.

DOWNLOAD CODE:

This product is intended for the purchaser. No other copying is permitted.

ISBN# 978-1-989166-79-6

©2009 Themes & Variations. Reprinted 2022.

Printed in Canada. All Rights Reserved.

©Themes & Variations

1-888-562-4647 sales@musicplay.ca www.musicplay.ca
#3 4664 Riverside Drive - Red Deer, AB T4N 6Y5 - Canada

Canada

With the participation of the
Government of Canada.

All About the Recorder


All About the Recorder.pptx
All About the Recorder.mp4

- this is a PowerPoint presentation
- this is a video of the presentation with a voice-over

Each file type has the same information. The contents include:

All About the Recorder


The recorder is a very old instrument. The recorder was popular during the 16th and 17th centuries. Many famous composers of that time, including **Bach, Handel and Telemann**, wrote music for the recorder.



The recorder that beginners usually play is the **soprano recorder**.


Getting Started

All the recorders have eight holes. The **LEFT** hand covers the thumb hole at the back of the recorder and the first three holes. The **RIGHT** hand covers the four holes at the bottom of the recorder. (Some recorders have divided holes at the bottom.)




How to Care for the Recorder

Recorders all look alike. Put your name on your recorder and on your case with a permanent marker. If you forget your recorder in the music room, your teacher will know it is yours.




Types of Recorders

Recorder is made in different sizes. The smallest is **klein** recorder that is only six inches long! It is difficult to play because of the tiny holes, so the **alto** or **soprano** recorder is used more often for the highest notes.



Making a Sound

Sound is made by blowing softly into the recorder mouthpiece. It is very easy to overblow the recorder and make a harsh sound. Blowing softly and steadily, like you were blowing bubbles, makes the best sound.



Counting Music






Counting Music.pptx
Counting Music.mp4

- this is a PowerPoint presentation
- this is a video of the presentation with a voice-over

Each file type has the same information. The contents include:









Counting Music

The table below shows most of the notes you will be using in this recorder method. It tells the name of the note - a rhythm name that you can call it - and how many beats the note will get in $\frac{1}{2}$ time.

Quarter note		(ta)	1 beat
Pair of eighth notes		(ti-ti)	together = 1 beat
Half note		(too-oo)	2 beats
Dotted half note		(three-oo-oo)	3 beats
Whole note		(fo-o-oo-oo)	4 beats


Practice Counting Music

Tell how many beats each note or rest is held for:

-  ___ beat(s)
-  ___ beat(s)
-  ___ beat(s)
-  ___ beat(s)
-  ___ beat(s)
-  ___ beat(s)
-  ___ beat(s)
-  ___ beat(s)

Measures or Bars

Music is divided into short sections called **measures or bars**. The measures are marked off by **bar lines**. There is a **double bar line** at the end of each piece of music.



How Notes are Named


How Notes are Named.pptx
How Notes are Named.mp4

- this is a PowerPoint presentation
- this is a video of the presentation with a voice-over

Each file type has the same information. The contents include:

How Notes are Named


Music is written on a staff. The staff has five lines. Notes can be written on each of the lines, or in the spaces between the lines.



Notes on Lines Notes in Spaces

G Clef


There is a clef at the beginning of every staff. The clef used for the recorder is the treble clef. The treble clef circles the note G and is sometimes called the G clef.



G Clef


A B C D E F G

The first seven letters of the alphabet, A-G are used to name notes. Notes are named in order - A B C D E F G. After G is named, the letters are used again beginning with A.



Practice Naming Notes

Write the letter name of each note on the line below it. The first two notes are done for you.



Mad Minutes

Mad Minutes.pptx

- this is a PowerPoint presentation

The contents include:

Mad Minute BAG - 1a	Mad Minute BAGE - 1a	Mad Minute DEGABC'D' - 1a
Mad Minute BAG - 2a	Mad Minute DEGAB - 1a	Mad Minute DEFGABC'D' - 1a

Recorder Quiz

Recorder Quiz.pptx

- this is a PowerPoint presentation

The contents include:

Recorder Quiz - A	Recorder Quiz - B	Recorder Quiz - C	Recorder Quiz - D
--------------------------	--------------------------	--------------------------	--------------------------

Recorder Quiz - A
A. Name the notes in the example.
E F

Recorder Quiz - B
B. How many beats is each note or rest held for in $\frac{4}{4}$ time?
1. 2. 3. 4. 5. 6.

Recorder Quiz - C
C. How many beats will be in a bar of music with these time signatures?
 $\frac{4}{4}$ 4 beats, $\frac{3}{4}$ 3 beats, $\frac{2}{4}$ 2 beats, $\frac{7}{4}$ 7 beats

Recorder Quiz - D
D. Short Answer
1. What kind of music? **double bar line**
2. How many letters of the alphabet are used to name notes? **7 (ABCDEFG)**

Soprano Recorder Fingerings

Soprano Recorder Fingerings.pptx

- this is a PowerPoint presentation

The contents include:

Soprano Recorder Fingerings	Soprano Recorder Fingerings	Soprano Recorder Fingerings	Soprano Recorder Fingerings
------------------------------------	------------------------------------	------------------------------------	------------------------------------

Songs and Composers Notes

Songs and Composer Notes - Performance.pptx

Songs and Composer Notes - Accompaniment.pptx

- this is a PowerPoint with audio files

- this is a PowerPoint with audio files

The contents include all the songs from The Recorder Resource Kit 1.

What does Notes mean? Notes means that the presentations use regular notation (instead of kidsnotes).

What does Performance mean? Performance means that the audio tracks have a recorder guide playing along with the backing track.

What does Accompaniment mean? Accompaniment means that the audio tracks don't have a recorder guide playing along, they only have the backing track or accompaniment track.

The slide is divided into four main sections:

- Let's Begin:** Includes a pattern "Whisper this pattern: doo doo doo doo doo... doo..." and an instruction: "When you say doo, your tongue lets the air out. This is called *longing*. You should blow into your recorder the same way, connecting the notes."
- Composer Notes... 1. Just B:** Features a musical staff with notes and a diagram of a recorder with fingerings. Text: "Composer Notes... Wolfgang Amadeus Mozart 1756-1791 is often thought of as the brilliant composer ever. He was born in Austria. His father was one of the best music teachers, and Mozart."
- 13. Little Tommy Tiddlemouse:** Includes a musical staff with lyrics: "my Tid - die-mouse, lived in a lit - tle house. ing, me oh my! Some -one's call -ing. 'Who am I?'" and a cartoon mouse illustration.
- 29. Ode to Joy:** Features a musical staff with lyrics: "Sebastian Bach was one of the greatest composers of the baroque era. He was born in Germany more than 300 years ago. He was very musical, and he and his family were good musicians."

Songs and Composers KidsNotes

Songs and Composer KidsNotes - Performance.pptx

Songs and Composer KidsNotes - Accompaniment.pptx

- this is a PowerPoint with audio files

- this is a PowerPoint with audio files

The contents include all the songs from The Recorder Resource Kit 1.

What does KidsNotes mean? Kidsnotes means that the presentations use notation that has note names to help students who aren't confident note readers.

What does Performance mean? Performance means that the audio tracks have a recorder guide playing along with the backing track.

What does Accompaniment mean? Accompaniment means that the audio tracks don't have a recorder guide playing along, they only have the backing track or accompaniment track.

The slide is divided into four main sections:

- Let's Begin:** Includes a pattern "Whisper this pattern: doo doo doo doo doo... doo..." and an instruction: "When you say doo, your tongue lets the air out. This is called *longing*. You should blow into your recorder the same way, connecting the notes."
- Composer Notes... 1. Just B:** Features a musical staff with notes and a diagram of a recorder with fingerings. Text: "Composer Notes... Wolfgang Amadeus Mozart 1756-1791 is often thought of as the brilliant composer ever. He was born in Austria. His father was one of the best music teachers, and Mozart."
- 13. Little Tommy Tiddlemouse:** Includes a musical staff with lyrics: "my Tid - die-mouse, - lived - in a lit - tle house. ing, me oh my! - Some-one's call -ing. 'Who am I?'" and a cartoon mouse illustration.
- 29. Ode to Joy:** Features a musical staff with lyrics: "Sebastian Bach was one of the greatest composers of the baroque era. He was born in Germany more than 300 years ago. He was very musical, and he and his family were good musicians."