


78. Bee Bee Bumblebee



78. Bee Bee Bumblebee



Traditional


Bee bee bum-ble-bee, Stung a man up - on his knee.

Stung a pig up - on his snout. I de-clare that you are out!

78. Bee Bee Bumblebee

Bee bee bumblebee,
Stung a man upon his knee.
Stung a pig upon his snout.
I declare that you are out!

(Repeat)



Boomwhackers®

Play *Bee Bee Bumblebee* with
Boomwhackers®:

Bee

bumble-

bee

bee,

Stung a

on his

man up-

knee.

Boomwhackers®

Play *Bee Bee Bumblebee* with
Boomwhackers®:

Stung a

on his

pig up-

snout.

I de-


you are

clare that


out!

Beat

Point to and count the beats:




Bee




bee



bumble




- bee,




Stung a



man up




- on his




knee.

Beat

Point to and count the beats:




Stung a




pig up



- on his



snout.




I de



- clare that




you are




out!

Rhythm


Clap the words:




Bee





bee




bumble




- bee,




Stung a



man up





- on his





knee.

Rhythm


Clap the words:




Stung a





pig up




on his





snout.




I de



- clare that




you are



out!


Rhythm

How many sounds are on each beat?




?

Bee




?

bee




?

bumble



?

- bee,




?

Stung a




?

man up



?

- on his




?

knee.


Rhythm

How many sounds are on each beat?




?

Stung a




?

pig up




?

on his



?

snout.




?

I de




?

- clare that



?

you are




?

out!


Rhythm

How many sounds are on each beat?




|

Bee




|

bee




||

bumble



|

bee,




||

Stung a




||

man up



||

on his





|

knee.


Answer

Rhythm


How many sounds are on each beat?




Stung a





pig up



on his




snout.




I de



- clare that



you are




out!


Answer

Rhythm


Clap and say the rhythm names:




Bee




bee



bumble




- bee,




Stung a



man up



- on his



knee.


Answer

Rhythm

Clap and say the rhythm names:




Stung a




pig up



on his




snout.




I de



- clare that



you are



out!

Answer

Sing *Bee Bee Bumblebee* using solfa names...

The image displays musical notation for the song 'Bee Bee Bumblebee' using solfa names. It consists of two main staves of music in 2/4 time, with a key signature of one flat (Bb). The first staff begins with a treble clef, a key signature of one flat, and a 2/4 time signature. The melody starts with a quarter note 's' (sol) on the first line, followed by a quarter note on the second line, a quarter note on the third line, and a quarter note on the fourth line. The second staff continues the melody with a quarter note on the fourth line, a quarter note on the fifth line, a quarter note on the fourth line, and a quarter note on the third line. A small inset staff in the upper right shows the solfa names 's', 'm', and 'd' (do) for the first three notes of the melody.

Sing *Bee Bee Bumblebee* using solfa names...

The image shows a musical score for the song 'Bee Bee Bumblebee' in 2/4 time, using solfa notation. The score consists of two staves of music. Above the first staff is a small reference staff showing the notes for 's', 'm', and 'd'. The solfa names are written in red below the notes.

Reference staff: s m d

Staff 1: s m s s m s s m m s s m

Staff 2: s s m m s s m s s m m s s d

Answer

Sound Effects

What are some sounds that insects make?



Brainstorm a list of sound words:

Sound Effects

Point to the list of sounds to create a B section soundscape with the song *Bee Bee Bumblebee*.



Brainstorm a list of sounds!

Sound Effects

Replace the sound effects with instruments!



Brainstorm a list of sounds!

78. Bee Bee Bumblebee

Traditional

The musical score is arranged in three systems. The first system contains the vocal line and the Guiro and BX accompaniment. The second system continues the vocal line and BX accompaniment. The third system contains the vocal line and BX accompaniment. The Guiro part is only present in the first system. The key signature is one flat (Bb) and the time signature is 2/4. The score includes lyrics and musical notation for all parts.

Bee bee bum - ble - bee, Stung a man up - on his knee.

Stung a pig up - on his snout. I de - clare that you are out!

No copying or transfer of this PowerPoint is permitted. This PowerPoint is for the use of the original purchaser only and may be installed on only one computer.

©2008 Themes & Variations