

Advanced Melody

Flashcards



Themes & Variations

Advanced Melody Flashcards

by Denise Gagné

96 Color Coded Flashcards

16 Of Each: High Do; Low La; and So, Fa, and Ti in C, F and G and a Blank Template

Help your students become better sight singers!



Saves You Hours Of Work - Just Cut & Use!

To get your *Enhanced Download for Advanced Melody Flashcards*,
visit <https://downloads.musicplay.ca/> and type in the download code below.
If the code is covered scratch the silver label below.

DOWNLOAD CODE:

This product is intended for the purchaser. No other copying is permitted.

ISBN# 978-1-897099-40-7

©2003 Themes & Variations. Reprinted 2022.

Printed in Canada. All Rights Reserved.

©Themes & Variations

1-888-562-4647 sales@musicplay.ca www.musicplay.ca
#3 4664 Riverside Drive - Red Deer, AB T4N 6Y5 - Canada

Canada

With the participation of the
Government of Canada.

Advanced Melody Flashcards

Advanced Melody Flashcards help elementary students in Grades 4 - 6 become better sight singers and note readers. Most of the melodies are derived from songs that are commonly used in elementary music programs. The melodies are given in 3 keys: C - F - G for a total of 96 flashcards. The flashcards have been color coded to help the teacher find a level more quickly. There are two flashcards printed on each piece of card stock. Simply cut them in half and use! Laminate them if you can, but they will be durable even without laminating. To help you notate melodies that aren't included in this set, a blank template is included. Photocopy the template onto card stock and use a felt pen to write the notes.

Some ways to use the Flashcards are suggested here. There are many possibilities!

1. **Melody Reading Practice**

2. **Choral Warmups**

3. **Rhythm Reading Practice**

4. **Disappearing Flashcards:** *To help your students become better sight readers.* Show the flashcard for a second or two, then put it face down until they have sung it. Flash the next card on beat one of the next bar, then put it face down until they have completed it. Choose all flashcards in the same key for this exercise.

5. **Which Flashcard Did I Sing?** Choose four flashcards in the same key and display them for your students to see. Sing one of them. Ask them to identify which flashcard was sung.

6. **The Price Is Right!** Choose four flashcards in the same key and display them for your students to see in the wrong order. Sing or play them in the correct order and invite students to "Come on Down" and put them in the correct order. If they get them right, ring a bell.

7. **Dictation:** *Use the flashcards as the patterns you give to students in dictation.* Sing the pattern to them. Then have your students notate them. You hold up the flashcard for them to check their answer.

8. **Melody Canons:** Choose four flashcards in the same key (you can choose from several different levels) and use the four measures as a canon.

9. **Sight Reading:** *Practice on recorder or other melody instruments.* The cards in the key of G are in the same key and range that most recorder programs use (except for the high E-la). The s-m cards in the key of C are excellent for practicing G to E on the recorder.

10. **Melodies With An Ostinato:** Choose four flashcards in the same key (you can choose from several different levels). Choose one of the cards to be an ostinato. Divide your class or choir into two groups. Have one group sing the ostinato, while the second group sings all four cards.

11. **Flashcard Turnover:** Choose two to four flashcards in the same key. Display them for your students to see. Have the students sing them. When they know them all, turn one card over so that they do it from memory. Continue until all the cards are turned over. Then have your students notate them.

12. **Name That Tune!** Choose four to five songs from the flashcard list that your students know well and write the titles on the board. Show the flashcards in random order and have your students match the flashcard to the title.

Advanced Melody Flashcard List

White: high do

C do

1. d m s d'
2. d'd' ddd d'
3. mm d d'd' s
4. d'l sm rr d
5. d' s m d
6. s ss d's md Swedish Marching Song
7. d' s d' s Tommy Tinker
8. d' ll s l
9. d' l sm d

F do

10. s d' m s Little Sally Water
11. d' d' ss m
12. d' sm rr d
13. d m s d'
14. d d' ss s Wake Up Sleepyhead
15. ms d' ms d' Tideo

G do

16. d m s d'

Yellow: low la

C do

17. m m r dl, l, My Paddle (Canoe Song)
18. l, d m l

F do

19. rd r md l, This Is My Home
20. mm rd l, Captain Don't Sidetrack
21. l,l, l,d d ʒ Poor Little Kitty Cat
22. l, l,l, l,d l, Land of the Silver Birch
23. r rd l, d Poor Little Kitty Cat
24. l, l, l, dl, dr Captain Don't Sidetrack
25. l, d m l
26. d l,l, dm l

G do

27. mm dl, l,d ʒ Old Mr. Rabbit
28. l,l, d d- Cumberland Gap
29. l, d rm l, River Boatman
30. r rd dl, l, Iroquois Lullaby
31. l, d m l Broken Chord
32. d l,l, dm l

Ivory: low so

C do

33. s, d m s Broken Chord

F do

34. dd s,s,s,s, dd s, Shanghai Chicken
35. s, d d m Goodbye Old Paint
36. dd rrm d s Draw a Bucket of Water
37. mr d s, s,
38. s, d m s
39. d dd d s, Why Shouldn't My Goose

40. dd rd s- ʒ

Old Joe Clark

G do

41. rd rm d s, Down by the Station
42. s,s, dd rr mm Scotland's Burning
43. s, mm m r Hush Little Baby
44. s,s, dd d dr Hush Little Baby
45. s,s, dd s,s, dd Scotland's Burning
46. s, d m s
47. d s,s, d m
48. d md s, s,

Blue: low la so

C do

49. d l, s, l,
50. s,l, l,d d
51. dd dd dd l,s, Wake Me Shake Me
52. d dd l, s, I've Been To London
53. dddd rd l, s, Playing In The House

F do

54. s,l, dd dl, s, Yonder She Comes
55. d dr dl, s, Wind Up the Apple Tree
56. dddd d dd l,s, Old Brass Wagon
57. d dd l, s, Alabama Gal
58. s,l, d mm rd Shake Them Simmons
59. m d s, l,s,l, s, Weavily Wheat

G do

60. dddd l,s, s,s,s, l,d Chatter
61. d mm dl, s, Sailing on the Ocean
62. m rd l, s, Hey Betty Martin
63. dd l,l, s,s, s, Sailing on the Ocean
64. s, s, l, d m My Gal's a Corker

Salmon: fa

C do

65. mm mm f f Boil Them Cabbage
66. sf mr d ʒ Cut The Cake
67. sl sf mf s London Bridge
68. rm f mf s London Bridge
69. ss sl sf mf Sarasponda
70. mf s mf s Frère Jacques
71. sl sf m d Frère Jacques

F do

72. rr rf m d Old Woman
73. dd dr mf s Alouette
74. sl sf mr d Alouette
75. sm m fr r Lightly Row
76. dr mf ss s Lightly Row
77. ls fm rm f This Old Man

G do

78. mm mf s s Sweetly Sings
79. fm fs m ʒ Sweetly Sings
80. dm ss rm f Love Somebody

Green: ti

C do

- | | |
|-------------------|-----------------------------|
| 81. d'd' tl s | Christmas Is Coming |
| 82. d' tt l s | Upward Trail |
| 83. d' ꝛ lt dl | Kookaburra |
| 84. d' tl s- | White Coral Bells |
| 85. d' tt ll ss | Come Follow |
| 86. d'd' ts ll sm | I'm Getting Such A Headache |


F do

- | | |
|-----------------------|-----------------------|
| 87. d m rt, ds, | D'ou Viens |
| 88. l,t, dt, l,t, dt, | Lady in the Graveyard |
| 89. dt dr m m | Sweetly Sings |
| 90. s, d t, d | Aura Lee |
| 91. dt, l,t, d | Aura Lee |

G do

- | | |
|------------------|-----------------------|
| 92. s,s, l,t, d | Grandpa's Whiskers |
| 93. d t, l, | Land Of Oz |
| 94. d t, l, d | All Through the Night |
| 95. l, l, t, d d | Do Lord |
| 96. d s, l,t, d | |


Sample





03




04







01



02



03



04

