

# NODI SOFA

YABU PUSHELBERG



## DESCRIPTION

The Nodi sofa has a strong personality, yet sits easily in an outdoor space without dominating it. The frame has an airiness and architectural appeal thanks to its natural curve and open weaving in Canax®. What sets the Nodi Sofa apart is its extra-soft, new generation filling which revives its bounce even after repeated compressions. The indulgent seat cushion padding offers a feather-soft feel for absolute relaxation. Besides the extraordinary comfort, the Nodi Sofa is also very flexible. With three seating elements, four seat depths and two types of back cushions you can create your own personalised sofa.

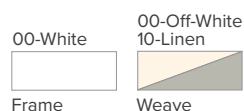
## MATERIALS

- Back frame: 304 stainless steel, powdercoated with a durable polyester coating
- Seat frame: powdercoated aluminium
- Weave: Canax® with a core in polyester and an outside covering of pvc and hemp fibres
- Two connectors included with each frame

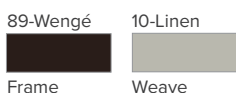
## CUSHIONS

As a result of their unique molecular structure, the natural and recyclable polyester fibres used for the filling, maintain their bounce even after repeated compressions and quickly recover their airy volume. The filling has a cover in laminated, water-repellent polypropylene. The thread used to stitch the seams swells when getting wet, preventing water from penetrating. Moreover, the seams are protected on the inside with an extra covering. Fabrics available in category D, E & F.

## COMBI 00-00+10



## COMBI 89-10



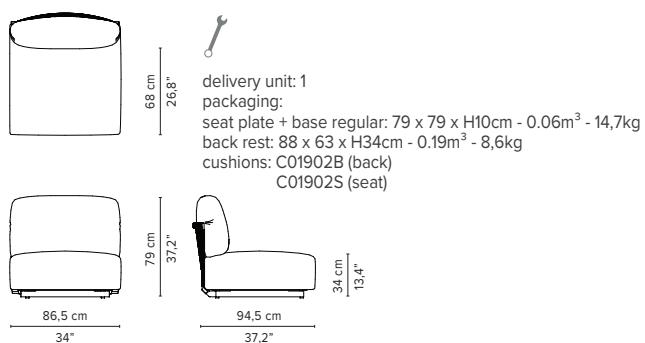
# NODI SOFA

TECHNICAL DRAWINGS

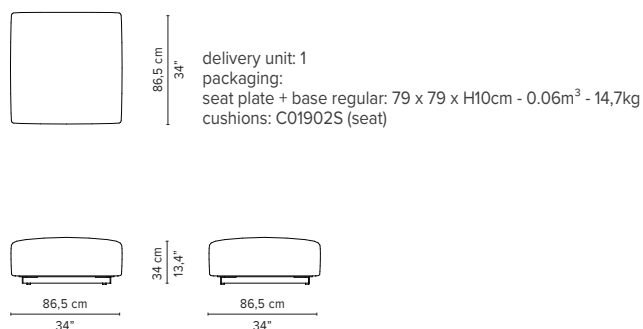
## REGULAR SEAT

TOTAL DEPTH 94,5 CM / 37,2"

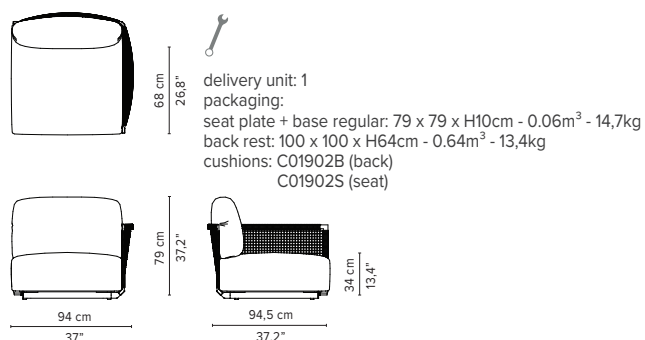
### 01950-x-y Single module



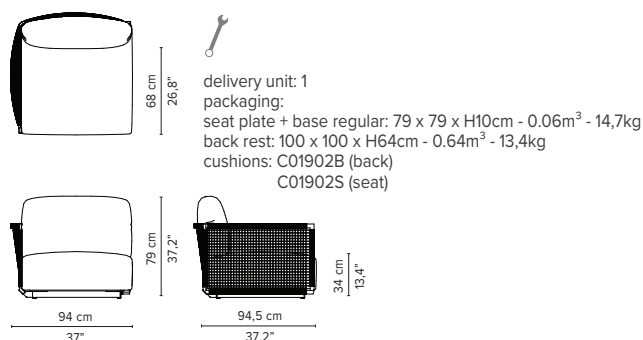
### 01955-x Pouf



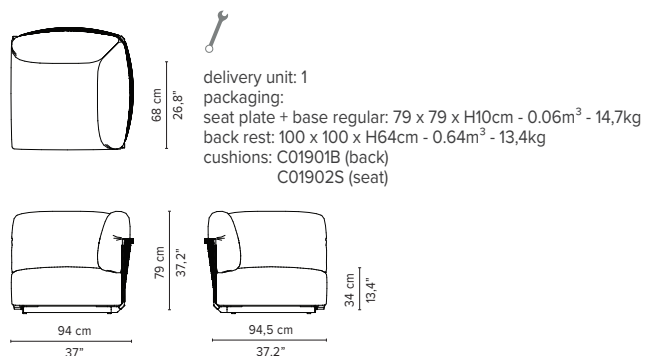
### 01951-x-y Left arm + back cushion



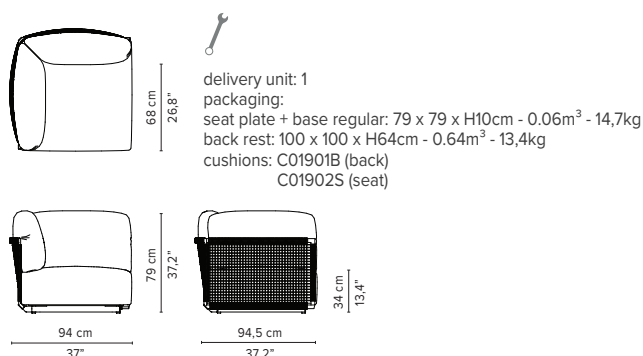
### 01952-x-y Right arm + back cushion



### 01953-x-y Left arm + corner cushion



### 01954-x-y Right arm + corner cushion



A1905-x A corner connector is needed to create a corner sofa

\* Appearances, measurements and weights may slightly differ from reality.  
The cushions on the drawings are not included in the article.

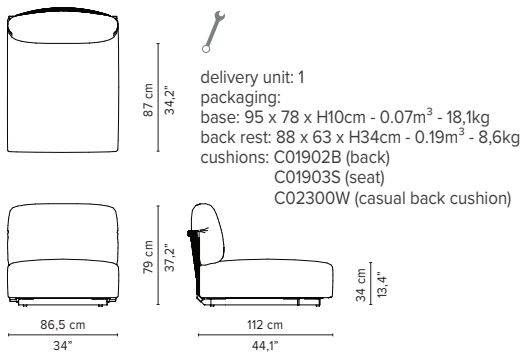
# NODI SOFA

TECHNICAL DRAWINGS

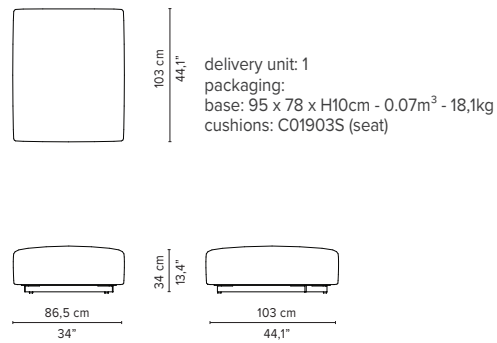
## DEEP SEAT

TOTAL DEPTH 112 CM / 44,1"

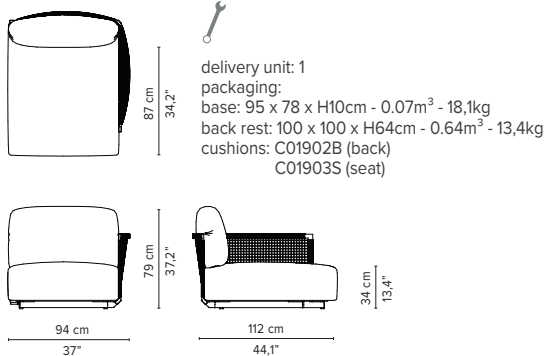
### 01960-x-y Single module



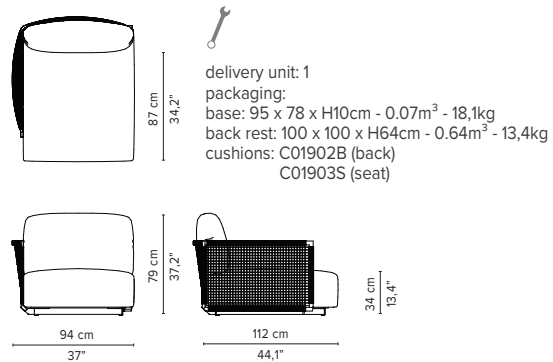
### 01965-x Pouf



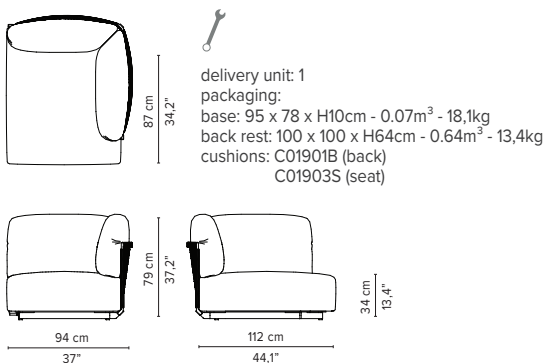
### 01961-x-y Left arm + back cushion



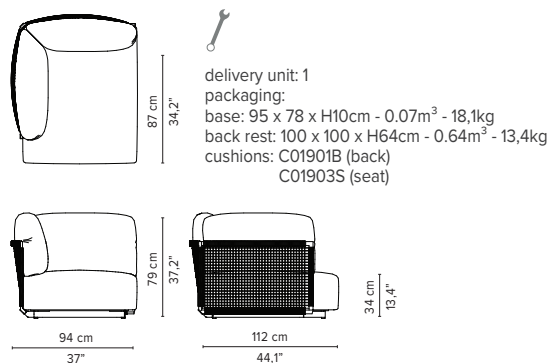
### 01962-x-y Right arm + back cushion



### 01963-x-y Left arm + corner cushion



### 01964-x-y Right arm + corner cushion



A1905-x A corner connector is needed to create a corner sofa

\* Appearances, measurements and weights may slightly differ from reality.  
The cushions on the drawings are not included in the article.

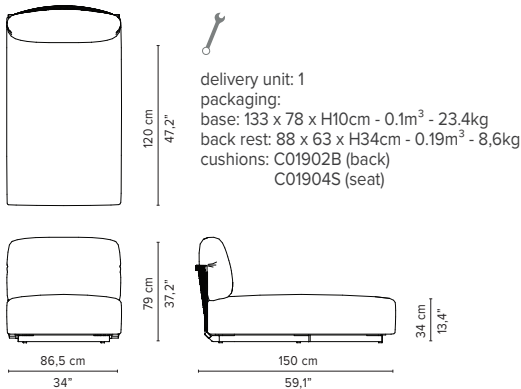
# NODI SOFA

TECHNICAL DRAWINGS

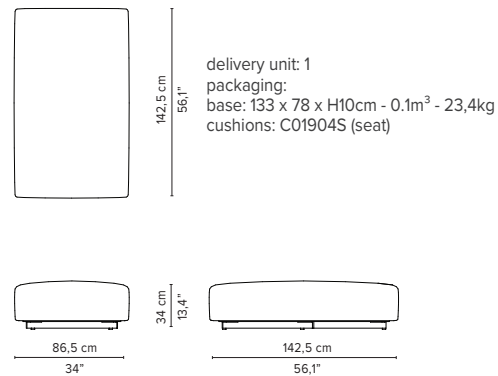
## LOUNGE

TOTAL DEPTH 150 CM / 59,1"

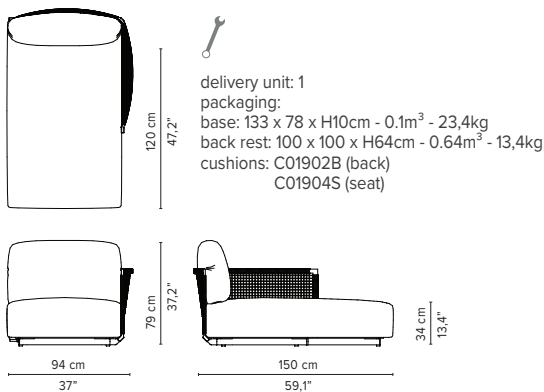
### 01970-x-y Single module



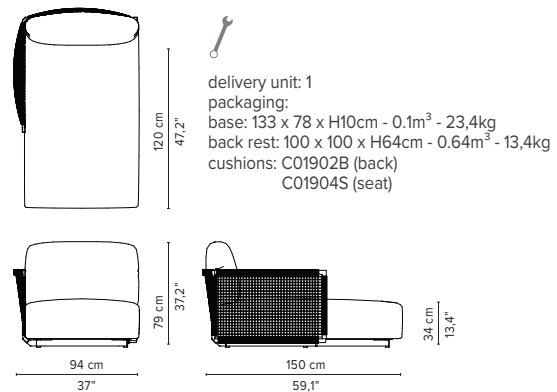
### 01975-x Pouf



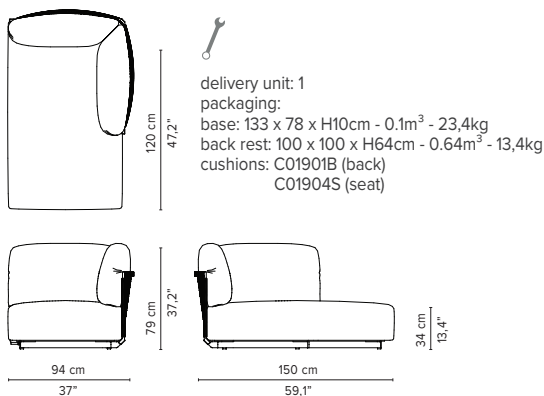
### 01971-x-y Left arm + back cushion



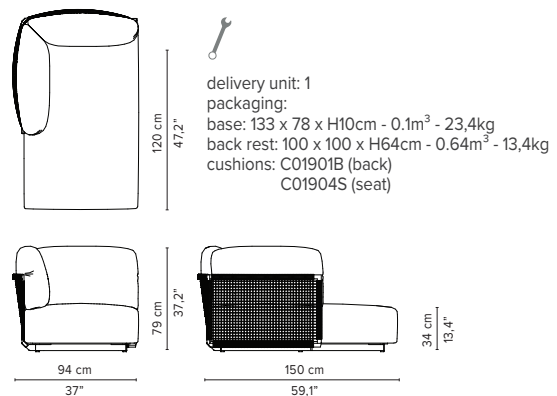
### 01972-x-y Right arm + back cushion



### 01973-x-y Left arm + corner cushion



### 01974-x-y Right arm + corner cushion



A1905-x A corner connector is needed to create a corner sofa

\* Appearances, measurements and weights may slightly differ from reality.  
 The cushions on the drawings are not included in the article.

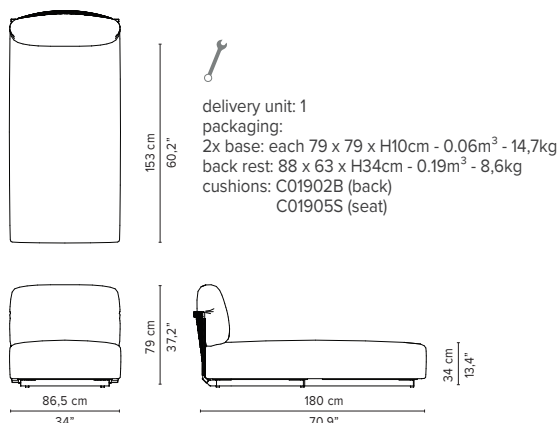
# NODI SOFA

TECHNICAL DRAWINGS

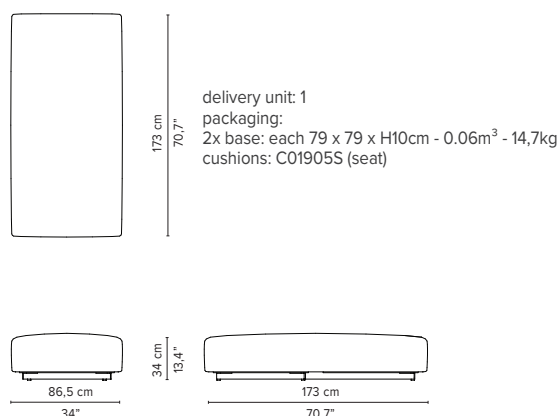
**MERIDIENNE**

TOTAL DEPTH 180 CM / 70,9"

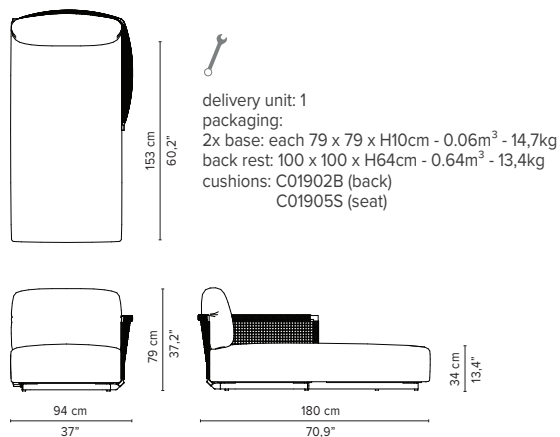
## 01980-x-y Single module



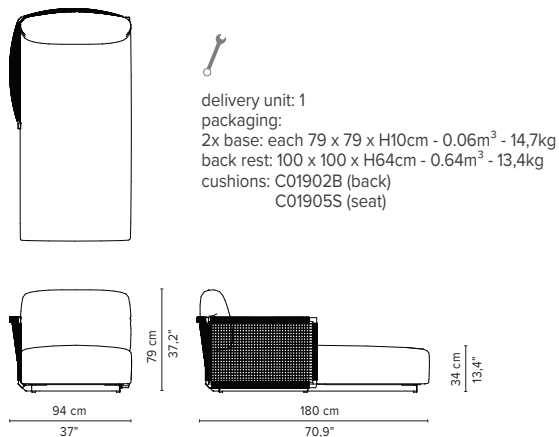
## 01985-x Pouf



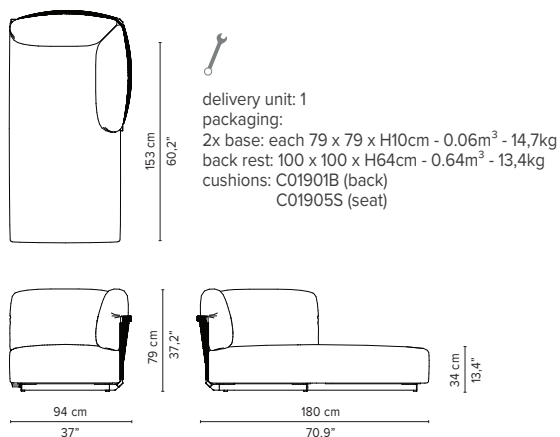
## 01981-x-y Left arm + back cushion



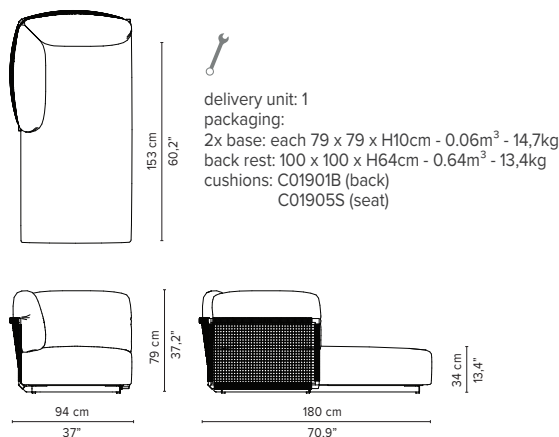
## 01982-x-y Right arm + back cushion



## 01983-x-y Left arm + corner cushion



## 01984-x-y Right arm + corner cushion



A1905-x A corner connector is needed to create a corner sofa

\* Appearances, measurements and weights may slightly differ from reality.  
The cushions on the drawings are not included in the article.

# NODI SOFA

---

## PROTECTION COVERS

Covers are available that protect your sofa against dirt. These covers in grey colour are made of PU coated polyester which is water-repellent and UV-resistant. Thanks to their excellent breathable qualities the covers reduce condensation and heat build-up, helping to prevent the formation of mold and mildew. Always make sure that furniture, cushions and covers are completely dry before covering furniture.

## MAINTENANCE

### Frame

Clean the aluminium frame with tap water and a PH neutral soap. For stubborn stains, use Aluminium Cleaner. We advise to use Teflon® Protector twice a year which applies an invisible film and protects the aluminium against the adhesion of dirt.



D9952  
Aluminium  
Cleaner



D9930  
Teflon® Protector  
(spray that lays an invisible dirt-repellent film)

### Weave

Canax® requires hardly any maintenance and is easy to clean with clear water and a PH neutral soap. Stubborn stains and persistent green deposit can be removed with Synthetics Super Cleaner. We recommend to treat the Canax® weave with Synthetics Protector which applies an invisible dirt and water repellent film.



D9922  
Synthetics  
Super Cleaner



D9921  
Synthetics  
Protector