



Otway

Designed by Justin Hutchinson
for Kett Studio
2017

Lounge

Towering Mountain Ash, settled fern gullies and dappled light through a forest canopy.

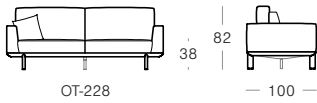
The Otway Collection is defined by its soft timber profile. Encompassing refined dining tables with porcelain tops, a selection of sideboards, bed suites and occasional pieces.

Sofas, Chairs & Ottomans

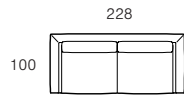
2 Seater (950mm Seat)

3 Seater (700mm Seat)

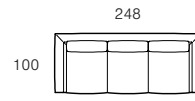
3 Seater (800mm Seat)



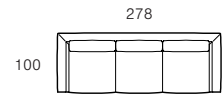
OT-228



OT-228



OT-248



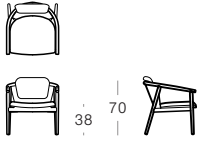
OT-278

Lounge Chair

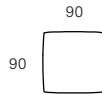
Ottoman (900mm)

Ottoman (700mm Seat)

Ottoman (800mm Seat)



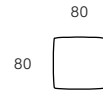
OT-LC



OT-90-O



OT-70-O

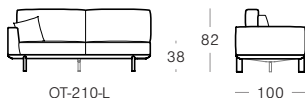


OT-80-O

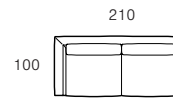
Modular Components

Sofa Left Arm

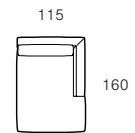
Chaise Right



OT-210-L



OT-210-L



OT-115-CHR

Seat Cushion Size - 950mm

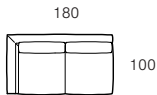
Sofa Left Arm

Sofa Left Arm

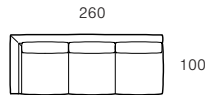
Corner Sofa Right Arm

Chaise Sofa Right

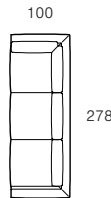
Chaise Right



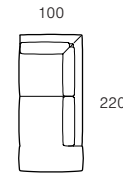
OT-180-L



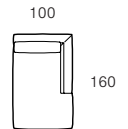
OT-260-L



OT-278-CSR



OT-220-CHSR



OT-100-CHR

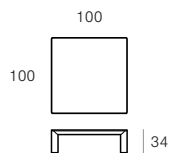
Seat Cushion Size - 800mm

Coffee Table (Square)

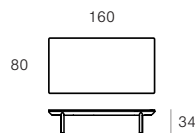
Coffee Table (Rectangular)

Side Table

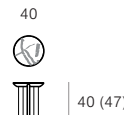
Coffee Table (Round)



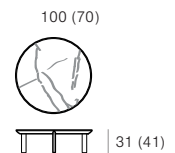
OTC-SQ



160 x 80 : OTC-REC
120 x 65 : OTC-TR



OTC-R40

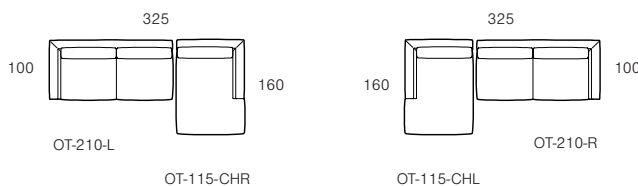


1000mm Ø : OTC-R100
700mm Ø : OTC-R70

Modular Examples

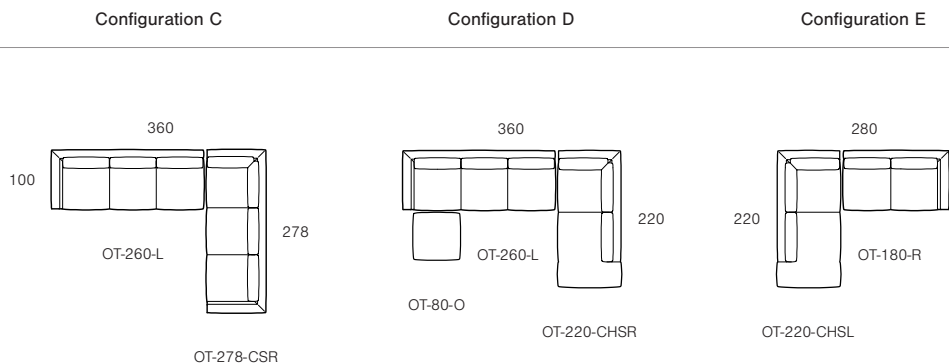
Products listed from top left to bottom right

- A.
 1 x Sofa Left Arm (OT-210-L)
 1 x Chaise Right (OT-115-CHR)



- B.
 1 x Chaise Left (OT-115-CHL)
 1 x Sofa Right Arm (OT-210-R)

- C.
 1 x Sofa Left Arm (OT-260-L)
 1 x Corner Sofa Right Arm (OT-278-CSR)



- D.
 1 x Sofa Left Arm (OT-260-L)
 1 x Chaise Sofa Right (OT-220-CHSR)
 1 x Ottoman (OT-80-O)

- E.
 1 x Sofa Right Arm (OT-180-R)
 1 x Chaise Sofa Left (OT-220-CHSL)

Technical

Discover Kett at
kettfurniture.com.au

Exclusive to CoshLiving
coshliving.com.au

Ordering Instructions

The Otway sofa collection is available in a range of sizes and configurations, as shown.

When selecting modular components, we advise selecting units from the same seat cushion size series.

Modular components are available in left (L) or (R) facing configurations and (C) indicates corner unit.

Add 'L' or 'R' to the end of product codes to specify their configuration. E.g. OT-210-L or OT-210-R

Materials

Sofas: The sofa's seat support is a sprung steel frame system, with the base and legs are crafted from solid Oak. Back cushions consist of a feather down composition, whilst seat cushions comprise of a premium foam inner core and luxury feather down tops, providing ultimate comfort.

Coffee Table: Timber base constructed from Solid Oak, choose from 3 Porcelain tops. Round Coffee tables & Side Tables are available in 2 height variations.

Trestle Table: Timber base & Top constructed from Solid Oak.

Timber Stains

Natural Oak, Lt Walnut, Exhibition

Porcelain

Calacatta Oro Venato (Soft Touch)
 Bianco Statuario Venato (Soft Touch)
 Nero Greco (Soft Touch)

Fabrics / Leathers

Choose from a premium range of curated fabrics and leathers.