



Contents

4 CONNECT 30 - Straight Workstations



6 CONNECT 30 - Corner Workstations



8 CONNECT 30 - 120° Workstations



10 CONNECT 30 - Accessories



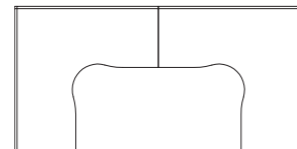
12 CONNECT 30 - Specifications

g	1000
f	

12 Complete Fitout Solutions



13 CONNECT 30 - Layout Options



Functional & modern - Fast

Whether you need functional, everyday furniture, or modern inspirational furniture, our carefully selected **Connect 30** range will provide your ultimate solution. The **Connect 30** range is available for fast **quick-ship** delivery Australia wide.

Specially for you

Connect 30 is designed and manufactured in Australia and creating jobs and bringing expertise from all areas of the community. Manufactured with the **latest technology and designs** to Australian standards, **Connect 30 is the perfect fit** for every office environment both in **Australia and in the global market place**.

Built to last

Work surfaces are subject to a high degree of wear in offices, so all **Connect 30** furniture is constructed from melamine faced furniture grade particleboard.


Melamine is one of the **most durable** conventional furniture surfaces available.

Durability of the edging rates next in importance to the surface material. Our experience leads us to use Solid ABS hard-edge which is **permanently bonded** to all exposed edges. Hard-edging is **impact resistant** and provides an almost seamless wood grain appearance.

Load bearing panels on desks and workstations, such as tops and sides, are constructed from Heavy Duty 25mm substrate. 18mm thickness backs to all storage units to ensure that your furniture is robust and built to last. All fabric on screens is foam-backed, bonded to substrate.

Good Wood

We are a responsible corporate citizen that is concerned about caring for the environment in which we live and work. To meet increasing demand for even more environmentally friendly building products, we also have an ultra-low emission E0 board available on request. E0 board is recognised by ECO Specifier and is suitable for use in all Green Star Rated buildings to enhance the overall environmental performance ratings.

 95% of the timber substrate used in our furniture is obtained from sustainable forests, 70% from FSC certified forest plantations and includes 75% pre-consumer recycled content & 10% post-consumer recycled content. Our melamine panels have a high **'E1' Grade** rating and, of course, conform to the Australian LFE Emission Standard. Panels meet World Health Organisation (WHO) requirements as a non-toxic material and are recyclable - in short **eco-friendly!**

You know you are **buying responsibly** when you see the Good Wood mark.

Peace of mind - Guaranteed

All **Connect 30** furniture is guaranteed against faulty parts and workmanship for 5 years of normal use (8hours/day). As common sense dictates, we make it a condition that you use your furniture for the purpose it was designed for.

CONNECT 30 - Straight Workstations

Connect 30 Desk Mounted Screens with Cubit Cluster

- Cubit 4 Person Straight Workstation Cluster
- 25mm Worktops in White, 1800 x 750mm
- 450mmH Connect 30 Screens with Corner post connection and translucent Glass dividing screens
- Ultimet Metal Caddy Unit with Tambour in White powder coat
- Desk Mounted Power/Data box in white



4

5



Cubit Desks with Connect 30 Screens and Symmetry Melamine 1+1 Mobile Pedestals



Shows Connect 30 Screens with Cubit Desk System and Ultimet Caddy unit

5 YEAR GUARANTEE

“ **Connect 30 means that you can connect any screen with any desk.** Use Connect 30 screens with the Cubit Desking system to create minimalistic workspaces that will reflect the individuals and teams that use them. Connect 30 with Cubit is not limited to one layout only but can be configured in Straight, 120° and 90° Corner Workstations. Create the ultimate workspace. ”

Connect 30 Floor Based Screens with Symmetry Workstations

- 2 Person Corner Workstation Cluster
- Floor Based Screens with 200mm Clear Glass to top on back screens, corner Connection posts and end caps. 1200 and 1400mmH screens
- 25mm Worktops in White, 1800 x 1800 x 750
- Symmetry End Legs in White Powder coat
- Ultimet Deluxe Metal Mobile Pedestals in White Powdercoat
- Hook on Shelf ends with 25mm Red Shelf




6

7



Connect 30 4 Way Corner Workstation featuring Smart Single Legs and NEW Orbit Chairs



Connect 30 4 Way Corner Workstation featuring Melamine to 900H and Pinnable fabric above (Optional)

5 YEAR GUARANTEE

“

Connect 30 is all about connecting people. From large workstations to small, hot-desk areas, Connect 30 will ensure that you and your team can synchronise together. Create meeting spaces, design centres, work desks and meeting areas with Connect 30. Connect 30 will help realise the potential you have together.

”

CONNECT 30 - 120° Workstations

Connect 30 Floor Based Screens with AirGap and Symmetry T Legs

- 3 Person 120° Corner Workstation Cluster
- Floor Based Screens with 400mm Air Gap, corner Connection posts and end caps.
- 25mm Worktops in White, 1350 x 1350 x 750mm
- Symmetry T End Legs in White Powder coat
- Ultimet Deluxe Metal Mobile Pedestals in White Powdercoat
- Hook on Accessory Panel
- Hook on Binder Holders
- Hook on Paper Trays



8

9



Connect 30 3 Way Corner Workstation featuring 120° Connection post



Connect 30 3 Way Corner Workstation featuring Air Gap and NEW Symmetry T Leg (Image shows 300mm optional Air Gap, Standard Air Gap is 400mm)

5 YEAR GUARANTEE

“

Connect 30 makes your life easier. All Connect 30 screens are made in Australia to Australian workstation standards, creating local jobs and allowing ultimate flexibility and choice for you. Installation teams can complete an installation with Connect 30 in minimal time, allowing you to move into your new office faster.

”

CONNECT 30 - Accessories



HO SBPR
Hook On Shelf

- White or Silver powder coat finish
- Fits into top of Connect 30 screens



HO ACCPA-750
Accessory Panel

- Hook-on panel 600w
- Silver or White powdercoat finish
- Excludes Binder Holder and Paper Tray and Pen holder




BI HO
Binder Holder

- Hook-on binder holder
- Silver or White powdercoat finish



PATR
Paper Tray

- Hook-on portrait paper tray
- Silver or White powdercoat finish



CA HO
Card Holder

- Hook-on card holder
- Silver or White powdercoat finish



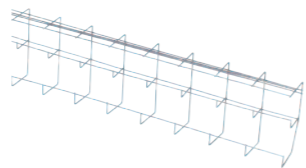
NA HO
Name Holder

- Hook-on name holder
- Silver or White powdercoat finish
- Perspex Front



CBBDPR
Cubit Below Desk Power/Data Rail

- Quad GPO soft-wired
- 4 x RJ45 data bezels
- Silver or White powdercoat finish



CABA
Cable Basket

- Two-tiered
- Silver or White powdercoat finish
- 1050w, 1350w or 1650w available



DMPDM
Desk Mounted Power/Data Box

- Available in White or Silver finish
- Accommodates 4x Power and 3x Data outlets



CBSMA6
Cubit Screen Mounted Accessory Shelf

- 25mm shelf 600w x 285d
- Hook-on brackets in Silver or White powdercoat finish
- Accessory Panel in back
- Also can be wall mounted



DSD0T01275
Designer Storage Docking Tower

- 1200H x 750W x 500D
- 18mm Construction
- Whiteboard
- Tambour Door
- Lock, optional
- 2+1 Storage Drawers
- Lockable Castors



MEMOD-1500
Metal Modesty Panel

- 1500mmL
- Perforated Metal
- Silver or White powdercoat finish



CBDMS75
Desk mounted Shelf with Chrome Wire Dividers

- Clamp on Brackets, Suits 25mm and 33mm Worktops
- 25mm Shelf
- Chrome Wire Dividers
- Silver or White powdercoat finish



DM CPUH
Desk Mounted CPU Holder

- Unique Pull out and Swivel
- Silver Powdercoat Finish



DIVIDESC
Slip on Divider Screen

- Suits 25mm Worktop
- 25mm Melamine construction



DMMA
Desk Mounted Monitor Arm

- Silver Powdercoat Finish
- Bolt Through Design

5 YEAR GUARANTEE



Connect 30 offers a host of options, it makes office planning simple & enjoyable. Whatever your specific requirements are, Connect 30 will have the answer.

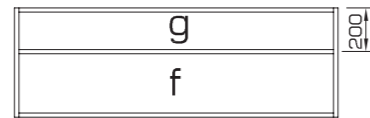


CONNECT 30 - Specifications

CONNECT 30 - Screen Types




Desk Mounted, Full fabric



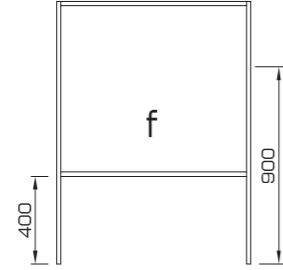
Desk Mounted, fabric with glass to top 200mm



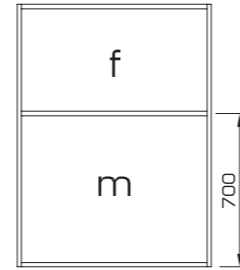
Desk Mounted, Full glass



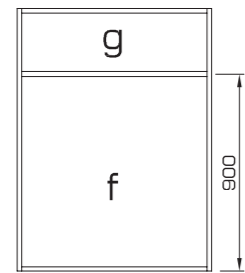
Floor based, Full fabric



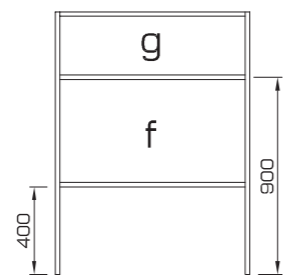
Floor based, Full fabric with 400mm Airgap




Floor based, Melamine to 700mm, fabric above



Floor based, Fabric with glass to top 200mm

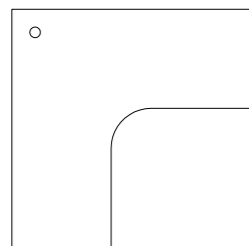


Floor based, Fabric to 900mmH with 400mm Airgap

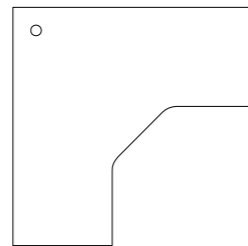


Floor based, Fabric to 900mmH with glass above

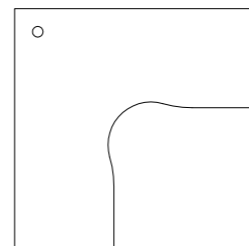
CONNECT 30 - Worktop Shapes



Internal Radius



Internal Splay

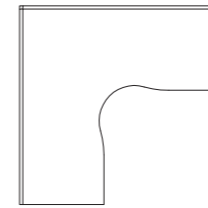


Freeflow



Straight

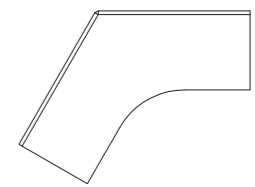
CONNECT 30 - Layout Options



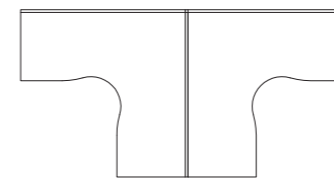
Single Corner Workstation




Single Straight Workstation



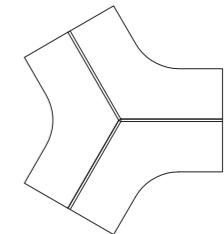
Single 120° Workstation



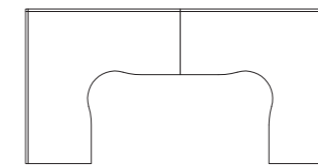
2 Person Corner Workstation Cluster




2 Person Straight Workstation Cluster



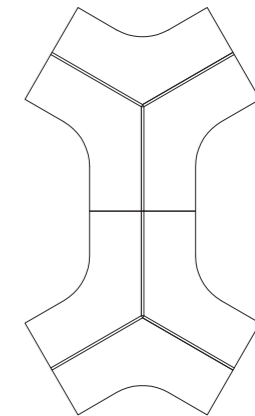
3 Person 120° Workstation Cluster



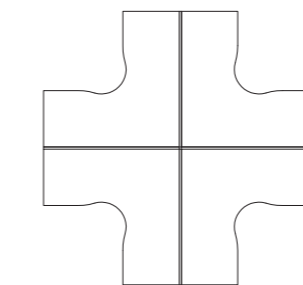
2 Person Corner Workstation Cluster



4 Person Straight Workstation Cluster



6 Person 120° Workstation Cluster



4 Person Corner Workstation Cluster

5 YEAR GUARANTEE



With **Connect 30** the options are infinite. Connect 30 gives you the opportunity to configure workstations the way that you need them. Choose from different screen styles, heights and colours, mix with your selection of worktop shape and choose your configuration type. Find out more about how Connect 30 can work for you and your office.



Complete Fitout Solutions

CONNECT30.



Smart 4 Person Cluster with Caddy Units

SMARTDesk



Cubit Boardroom Table with Chrome Frame

CUBITBoardroom



Symmetry Deluxe Reception Counter

SYMMETRYReceptions



Galaxy Chair

SUMMITSEATING

14



Cubit 50 2 Person Corner Cluster with 'Divide' Storage unit

CUBIT50



Cubit Smart - 120° Workstations

CUBITSmart

15



Velocity Flip top tables with Chrome Frame

VELOCITYFliptop



Symmetry Suite with Slabends and Storage

SYMMETRY



Symmetry Smart 2 Person Corner Cluster

SYMMETRYSmart

“

Connect 30 is not limited to your workstation needs. We understand that your whole office is important. Mix and match across all of our product ranges as listed above for a great look and exceptional quality throughout your whole workplace, from reception to offices, from lunchrooms to boardroom.

”