

# Industrial & Commercial Matting Solutions





## ► Wet Area Mats



1



2



3

### 1 SAFETY CUSHION

- Comfort non-slip mat for wet or dry areas.
- Bevelled edges for safety and raised backing for drainage.
- Optional grease resistant formula in terracotta.
- Ideal for factories, kitchens, food preparation areas, boats and behind counters.

CLS 600 x 900mm GP (Black)  
 CLN 900 x 1500mm GP (Black)  
 CLR 900 x 1500mm GR (Terracotta)  
 GP=General Purpose GR=Grease Resistant

### 4 DIAMOND FOOT

- Slip resistant, hard wearing and chemical resistant surface.
- Yellow safety borders (optional)
- Resilient sponge base to enhance comfort.
- Ideal for all dry areas including warehouses and workstations.
- NGB - will not delaminate.

DF23YEL 600 x 900mm  
 DF35YEL 900 x 1500mm  
 Runners available:  
 600mm, 900mm and 1200mm wide

### 5 AIR GRID

- Non-slip rubber surface.
- Relieves the strain of constant standing.
- Suction cups assist mats adhesion to wet surfaces.
- Optional grease resistant formula.
- Ideal for counters, workstations and food preparation areas.

AG23BLK 600 x 900mm (Black Border)  
 AG23YEL 600 x 900mm (Yellow Border)  
 AG34BLK 900 x 1200mm (Black Border)  
 AG34G 900 x 1200mm (Grease Proof)  
 AG34YEL 900 x 1200mm (Yellow Border)  
 Runners available:  
 600mm, 900mm and 1200mm wide

### 2 UTILITY MATTING

- Anti-slip mat can be cut to any required length, width or shape.
- Comfortable surface with drainage holes.
- Ideal for food preparation areas, shops, factories, boats.

UM900R 10m x 900mm x 10mm  
 UM1800R 10m x 900mm x 10mm

### 3 SUPA GRIPPA

- Solid PVC construction.
- Non-slip.
- Chemical resistant and hygienic.
- Easily cut to shape.
- Resists oils, alkalis and acids.
- Ideal for use in bars, cold stores, kitchens and chemical plants.

SG 12m x 900mm (Roll)  
 Colours: Blue or Black

## ► Safety & Comfort Matting



Solid Black

Yellow Border

Chevron Border

4



5



6

### 6 ERGO TRED

- Suited to relieve the strain of constant standing.
- Domed surface ergonomically designed to improve circulation.
- Ideal for checkouts, workstations and counters.

ASBLK 600 x 900mm (Black Border)  
 ASYEL 600 x 900mm (Yellow Border)  
 ETMBLK 900 x 1200mm (Black Border)  
 ETMYEL 900 x 1200mm (Yellow Border)  
 Runners available:  
 600mm, 900mm and 1200mm wide



## ► Specialised Mats



END CENTRE

7

### 7 WELDING MAT

- Specially designed to resist welding flux and grinding sparks of 1300 to 1500 centigrade for less than 3 seconds.
- Excellent durability and highly resistant surface for load bearing characteristics.
- Can be used in both greasy / dry environment.
- Reduces fatigue during prolonged standing.
- Non-slip patterned surface.
- Non-conductive.

WMC 700 x 800mm centre  
WME 700 x 800mm end

### 8 SOFTSTAT DISSIPATIVE MATTING

- Ergonomically styled antifatigue matting designed to provide comfort and relief for aching feet and legs.
- Helps prevent damaging equipment from static electricity.
- RTT - 108 - 109 ohms.
- RTG - 108 - 109 ohms.
- 100% closed cell PVC foam.
- Beveled edge for increased safety.
- Material can easily be cut to fit any work area.
- Optional grounding cord available.
- Snap will be installed on all stock mats if requested.

STT900 900mm runner  
GC Grounding Cord

### 9 CONDUCTIVE DIAMOND FOOT

- Durable electrically conductive PVC surface NGB bonded to a resilient anti-fatigue closed-cell PVC foam base.
- Mat provides comfort for workers while protecting equipment from static electricity.
- Conductive diamond surface removes static electricity from workers preventing damage to sensitive electronic equipment and systems as well as providing a non slip surface.
- RTT - 104 - 105 ohms.
- RTG - 104 - 105 ohms.
- Bevelled edges on all mats.
- Snap will be installed on all stock mats if requested..

CDF900 900mm runner  
GC Grounding Cord

15mtr. grounding cord optional

15mtr. grounding cord optional

## ► Modular Systems



END CENTRE SINGLE

10

### 10 BUBBLE MAT

- Maximum comfort system for dry work areas.
- Modules fit together easily and quickly.
- Suction caps on the underside minimises movement.
- Safety yellow border comes standard with this item.

BMEYEL - end 800 x 800mm  
BMCYEL - centre 800 x 800mm  
BMSYEL - single 800 x 800mm


### 11 COMFORT LINK

- Mats link to form desired shape.
- Holed design & solid.
- Bevelled edges available in black or yellow.
- Suitable for wet or dry areas.
- Unique 'grit top' for very slippery areas.

TE 900 x 900mm (Holed)  
TES 900 x 900mm (Solid)  
TEG 900 x 900mm (Grease Resitant)  
TEA 900 x 900mm (Grit Top)  
TEEC-BLK 900 x 75mm (Edge/Corner)  
TEEC-YEL 900 x 75mm (Edge/Corner)



11



Solid

Holed

### 12 SOLID TOP ANTI-FATIGUE

- Versatile and economical anti-fatigue system.
- Smooth surface for easy cleaning.
- Suitable for light trolleys.
- Modules fit together easily & quickly.
- Slip resistant top.
- Ideal for counters, workstations and production lines.

STAE - end 700 x 800mm  
STAC - centre 700 x 800mm  
STAS - single 700 x 800mm



END CENTRE SINGLE

12



## ► Office Mats & Runners



13

### 13 CHAIR MAT

- Clear heavy duty PVC.
- Assists chair movement.
- Protects carpets and hard floors.
- Available with or without grippers.

PCM34S 920 x 1220mm  
 PCM34G 920 x 1220mm  
 PCM45S 1140 x 1350mm  
 PCM45G 1140 x 1350mm  
 G = Gripper S = Smooth



14

### 14 VINYL CARPET PROTECTOR

- Clear with herringbone design and grippers underneath.
- Extra thickness for longer life and better appearance.
- Protects floors from dirt and water.

VCP68 (LD) 32m x 685mm  
 VCP90 (HD) 18m x 920mm  
 VCP120 (HD) 18m x 1220mm  
 LD = Light Duty HD = Heavy Duty

## ► Entrance Matting




### 15 PRESTIGE MAT

- Attractive, hard wearing mat for high traffic entrances.
- Heavy duty rubber backed with a stylish polypropylene surface.
- All weather construction suitable for indoor or outdoor.
- Grippers on underside.
- Raised reinforced rubber border helps trap moisture and dirt.

PSM3D 450 x 750mm  
 PSM6D 600 x 900mm  
 PSM12D 900 x 1500mm  
 PSM18D 1200 x 1800mm  
 Available in a range of colours



15



16

### 16 RIBBED MAT

- Effective and economical mat for medium traffic areas.
- Attractive bi-level construction traps dirt.
- Coarse fibres scrape dirt and debris from shoes.
- Solution dyed to prevent fading.
- Easy to clean and dries quickly.

RM23 600 x 900mm  
 RM35 900 x 1500mm  
 RM46 1200 x 1800mm

Runners available:  
 600mm, 900mm and 1200mm wide  
 Available in a range of colours



17

### 17 ABSORBA MAT

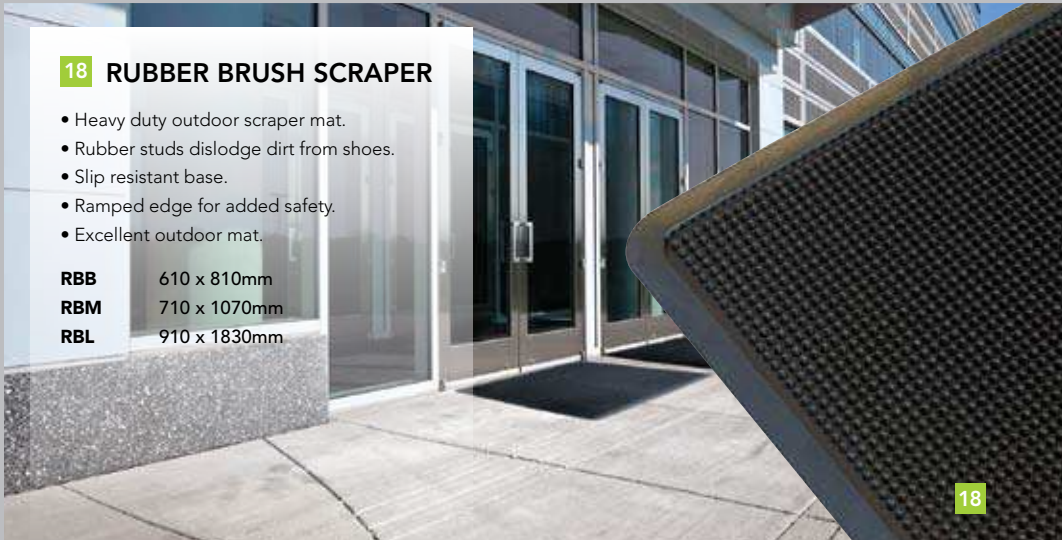
- Heavy duty mat for high traffic areas.
- Grippers on underside minimise movement.
- Raised reinforced rubber dam border.
- Reinforced rubber raised squares to prevent pile from crushing, improving wear ability.

AB23 600 x 900mm  
 AB35 860 x 1440mm  
 AB310 860 x 2970mm  
 AB410 1140 x 2970mm  
 AB46 1140 x 1750mm  
 AB610 1750 x 2920mm  
 AB620 1800 x 6045mm  
 Available in a range of colours

### 18 RUBBER BRUSH SCRAPER

- Heavy duty outdoor scraper mat.
- Rubber studs dislodge dirt from shoes.
- Slip resistant base.
- Ramped edge for added safety.
- Excellent outdoor mat.

RBB 610 x 810mm  
 RBM 710 x 1070mm  
 RBL 910 x 1830mm



18



## ► Safety Equipment



HT10

19



PT150/PT300

### 19 TROLLEYS

- Easily fold down.
- Non-marking wheels (PT150, PT300).
- Non-slip surface minimises load movement.

<b>HT10</b>	Load Capacity	90kg
	Height	1110mm
	Width	400mm
	Plate Depth	240mm

<b>PT300</b>	Load Capacity	300kg
	Height	863mm
	Length	916mm
	Width	616mm

<b>PT150</b>	Load Capacity	150kg
	Height	815mm
	Length	738mm
	Width	479mm



20

2SLP

4SL

3SL

### 20 LADDERS

- Stable and functional for domestic and professional use.
- Tubular steel frame.
- High safety arch.
- Antiskid steps.
- Firm angled leg.
- Load capacity 120kg.
- Available in white only.
- Conforms to Australian Standards AS/NZS 1892.1.199

2SLP 2 Steps Ladder

3SL 3 Steps Ladder

4SL 4 Steps Ladder

### 21 SAFETY TAPES

- Create a safe environment with these adhesive backed tapes.

LMT48 33m x 48 Lane Marking Tape

AST48 18m x 48mm Anti-slip Tape

AST25 18m x 25mm Anti-slip Tape

21

Anti-slip Tape

Lane Marking Tape

11 Pullman Place, Emu Plains, NSW 2750 Australia

Ph: 1300 536 927 Fax: 1300 853 691

Email: [info@mattek.com.au](mailto:info@mattek.com.au)