



How will  
your  
custom  
neon  
be made?



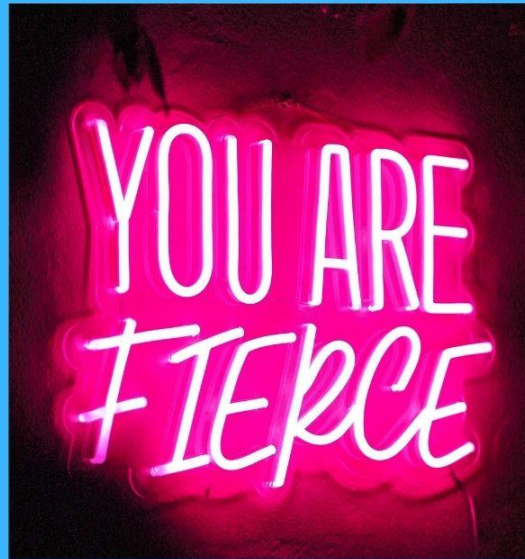
[www.sparkleduk.com](http://www.sparkleduk.com)



[sales@sparkleduk.com](mailto:sales@sparkleduk.com)



01489 570780 OR WhatsApp 07768 807569



## Trust us with your custom Neon

We have been working with Neon Flex since 2007, we know which neon flex will work best with your design & the size your neon should be to create a long lasting/safe product. Our neons deliver the WOW factor whilst remaining cost effective. We also pride ourselves on our communication with customers, we'll give you advice and make sure we understand your design goals. We'll meet your deadline! If you need your sign quickly it will be with you when you expect it.



# Your neon pathway



## Start

1

Order via our website OR by email



2

Design automatically (web order) or via email we can design if more bespoke



3

Make payment



4

Order received; we will ensure the design/size will be long lasting and safe




5

Production starts! Acrylic backing is laser cut to the shape of your neon



6

Your design is CNC etched, then routed into the acrylic to give a channel for the neon to sit in



7

Pro LED Neon Flex is laid/glued into the acrylic, this involves highly skilled and hand crafted cutting, joining, wiring up and soldering of the neon flex and takes the most time



8

Your neon is tested, usually for 48 hours, then well packed to ensure safe delivery



9

You receive your beautiful neon

## Finish

# 1 | The design

# SPARKLED

Get started with your beautiful Neon by ordering in 1 of a few ways;

Website | We have a custom neon page with a selection of well suited fonts for LED Neon flex signage. Order here for your lettering signs

Email | Contact us at [sales@sparkleduk.com](mailto:sales@sparkleduk.com) if you have a more complex design, we will measure out the design and come up with a size which will produce a long lasting/safe neon; and get you a price

Telephone | Give us a call on 01489 570780 OR WhatsApp 07768 807569 with your design

Instagram | Dm us [@sparkled\\_uk](https://www.instagram.com/sparkled_uk)

## Custom Neon Sign

£105.00

or make 4 interest-free payments of £26.25 GBP fortnightly with [clearpay](#) [More info](#)

VAT included. Delivery calculated at checkout (normally free)



**SIZE AT WIDEST POINT**

40cm  50cm  70cm  100cm  125cm  150cm

**RUSH ORDER?**

No Rush  Rush Order (+£30)

For urgent orders, we can push your piece to the top of the queue (on average 10 days quicker)

**Sign Upgrades**

No Dimmer  Dimmer (+£12)  Splash proof (+£15)  Splash proof + Dimmer (+£25)

**Line 1 Text (Case sensitive) 40cm - Max 7 letters per line \***

**LINE 1 FONT STYLE - SELECT TO SEE HOW IT WILL LOOK**

Caligrafiti  Lets Dance  Sacramento  PoiretOne  T

[Chat with us!](#)

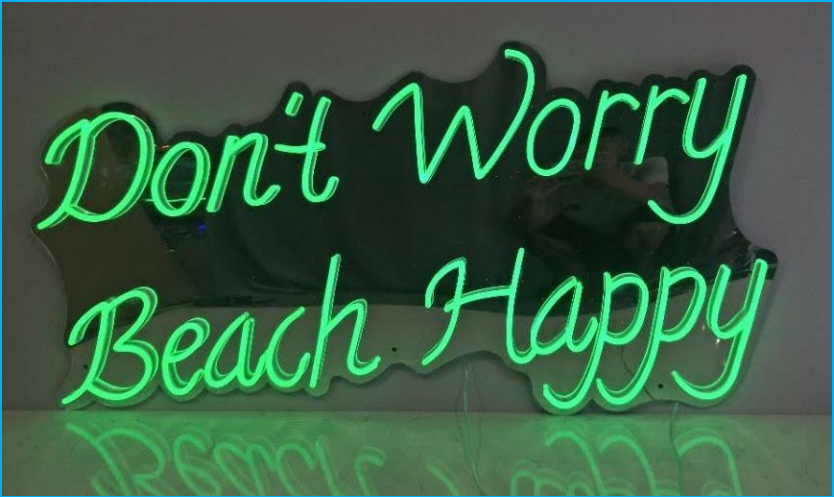
Example design



# 2 | The acrylic backing


# SPARKLED

## Cut to shape



Most of our neons are cut to shape, this simply means that the sign is cut to the shape of the design. This creates a more informal vibey neon, perfect for your salon, bar or home.

## Square cut



The other main option is to go for a square cut acrylic back. This creates a slightly more formal neon, it looks traditional and may suit your business or home better, depending on your décor.



We have a range of acrylic types we can use. Primarily clear acrylic is used. Black acrylic always looks good and mirrored acrylic with the right design looks awesome.



# 3 | CNC routing

# SPARKLED

Before your neon is assembled we need to know where the neon flex will be applied onto the acrylic backing.

We use CNC routing in order to 'digitally' ensure the design is perfect and so that the neon flex itself has a friction tight fit onto the acrylic backing. Neon Flex is then glued into the routed out acrylic channel to provide an additional long lasting application.

The glue we use to do this is rather specialised. Sticking Silicone Neon Flex to acrylic is no easy task, so we use a specialist Cyanoacrylate adhesive.



CNC Router

# 4 | Assembling the neon



There is where the creation of your beautiful neon takes place (the bit we love). We hope the below visual is a good explanation of what we do and how it's done.

## 1) Pro Led Neon Flex



## 2) Soldering all connections



## 3) Flush Fit Silicone End Caps



We cover the joined neon ends/solder points with silicone end caps, these keep your neon safe and add to the high quality finish.



## 4) 2 Core Clear Male/Female Power Cable



At the final (usually right hand side) cut we make, we attach a clear power cable, this then joins to a 12v power supply which plugs into the wall (also included).

Your Neon will be made using a 12v Silicone LED Neon Flex, this is an ultra bright, high quality product with cutting points every 10mm.



We use clear wire to join the different elements which make up your neon, this clear wire is soldered onto terminals inside the neon flex to create a single circuit.

We attach the Neon Flex to the acrylic backing, bending the neon around gentle curves or cutting and joining the neon flex for tighter angles.

# 5 | Testing

# SPARKLED

Your Neon will be tested for 48 hours prior to being delivered. This allows us to check that all the soldering and cuts we have made, in producing your neon, are fully working and the sign is working as expected.

This is all part of our quality checking process and ensures that you receive a high quality final product.





# 6 | Accessories, Packing and delivery

As well as your WOW factor neon you'll also receive:

- A 12v CE marked power supply which plugs directly into the wall
- A dimmer (if selected), this is really good when you don't always want to use full brightness or want to take lots of photos of your neon
- Brushed chrome mounting points, to attach your neon to the wall OR Wire Hanging kit (if ceiling mounted). You can select this on the custom page.
- We can also supply (additional cost), a Smart Plug, this means that if your neon is in your business premises you can turn it off overnight even when you aren't on site
- Your neon will arrive very well packed, we typically use DHL or UPS for delivery. If possible we try and recycle packaging that we receive

# SPARKLED



NO BAD  
HAIR  
DAYS

SPARKLED



[www.sparkleduk.com](http://www.sparkleduk.com)



[sales@sparkleduk.com](mailto:sales@sparkleduk.com)



01489 570780 OR WhatsApp  
07768 807569