

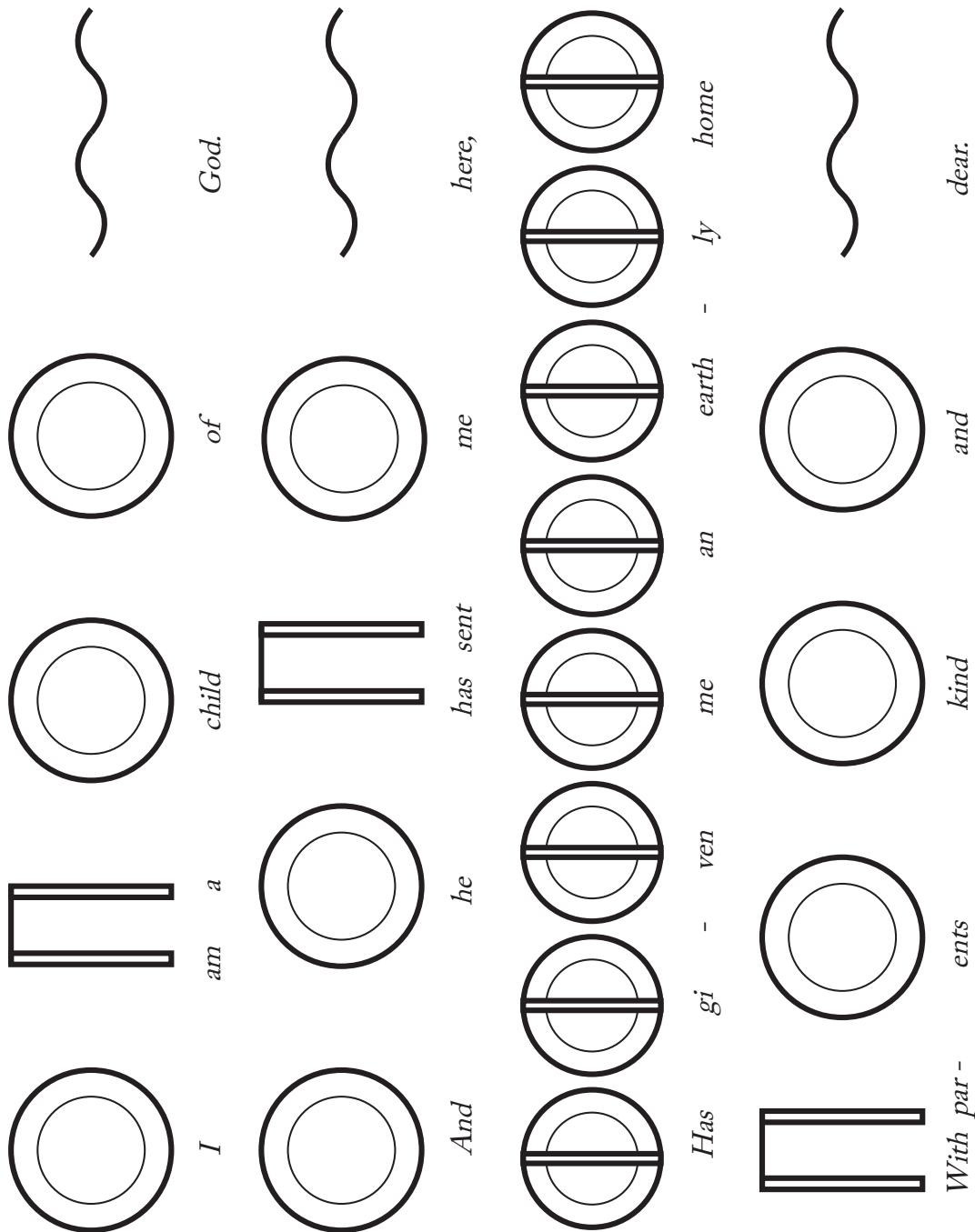
# Plates and Sticks

## Activity Diagram

Resources needed to do this activity: small plastic or paper plates and unsharpened pencils.

Draw a diagram similar to this on a board for children to follow while singing "I Am a Child of God" (the words are displayed in this diagram for clarity). Some children are given two plates and others are given two pencils. Explain that the "plate" symbol tells children with plates to clap their two plates together. The stick symbol tells children with pencils to tap their pencils together twice quickly. Wiggly lines cue children to do a "swaying" motion with their pencils and plates. The symbol with a stick on a plate signifies that all children tap their pencils or plates together.


### VERSE 1



**CHORUS**

	Lead		Help		Teach		To
	me,		me		me		live
	me,		me,		me		with
	guide		guide		all		that
	me,		me,		that		him
	walk		walk		I		some
	be		find		must		-
	side		the way.		do		day.
	me,						

**KEY**



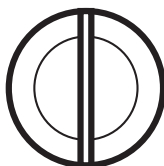
= Children with plates clap their plates together



= All children "sway" their pencils/plates in a wavy motion



= Children with pencils tap their pencils together



= All children tap their pencils/plates together on the beat



**SCAN ME**

Watch *MINISTER THROUGH MUSIC*  
Primary - Episode 4