

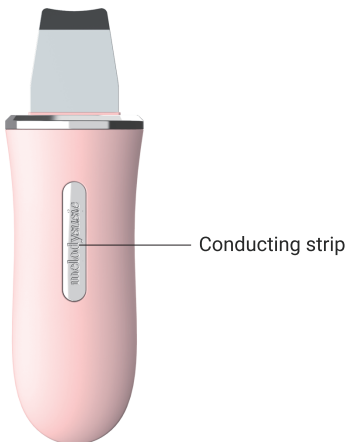
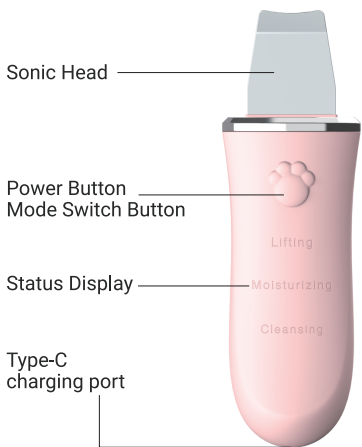
melodysusie

MAKE BEAUTY A NEW SMART



Sonic Skin Scrubber
User Manual

● Product Introduction



● Product Parameters

Model:	MS-501
Materials:	Silica Gel + ABS + 304 Stainless Steel
Size:	14.3x4.9x2.7CM
Weight:	112g
Battery:	450mAH 3.7V
Charge Time:	1.5H
Output:	DC 5V (2A)
Frequency:	24K Hz

● Charging Method

1) USB cable charging

The battery is not fully charged before shipping.

Please fully charge the battery before first use.

2) You can charge the device at any USB Type-C port of Computer or Adapter. LED lights flicker continuously in the process of charging, and will stop flicker when fully charged.



NOTICE

- Please charge the device if it is unable to boot after long press of the power button.
- The device will turn off automatically because of low battery.
- Ten-minute is a working period and it would turn off due to auto-off function.
- One fully charge takes 90 minutes.
- The device can be used for 40 minutes after fully charged.
- Please charge the device regularly for maintenance.

● Instructions

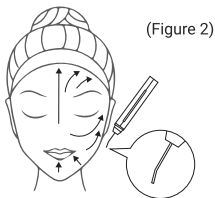
Cleansing



(Figure 1)


- 1) Long press the power button for 2 seconds to turn on device
- 2) Press the button one time for Cleansing mode
Wash face before use for better effect.
- 3) Smear the derived liquid on the face
- 4) As shown in Figure 1, clean face with the sonic head.

Moisturizing



- 1) Long press the power button for 2 seconds to turn on device
- 2) Press the button two times for Moisturizing mode
Apply a facial mask before use for better effect.
- 3) Smear the beauty liquid on the face.
- 4) As shown in Figure 2, leading-in with the sonic head.

Lifting



- 1) Long press the power button for 2 seconds to turn on device
- 2) Press the button three times for Lifting mode
Use with essence together for better effect.
- 3) Smear essence on the face.
- 4) As shown in Figure 3, Lifting with the sonic head.

● **Cleaning & Maintenance**

- **Please make sure that the device is powered off when not in use.**
- **Please clean the device with cotton pads or soft fabric.**
DO NOT use diluent, solvent and other corrosive industrial products to clean sonic head in case of damage.
- **Please keep the device in a dry and cool place.**
- **Keep away from children.**