



CUSTOM BAR TRADE MANUAL

SKIN JUICE.

CUSTOM BLEND PRODUCTS

MASK

- Mask 01 – Mask Blend Base
-

PEELS

- Peel 01 – Coconut Smoothie Peel
 - Peel 02 – Mango Smoothie Peel
 - Peel 03 – Apple Smoothie Peel
 - Peel 04 – Strawberry Smoothie Peel
-

AROMAS

- Aroma 01 – Berry Experience
 - Aroma 02 – Pineapple Experience
 - Aroma 03 – Coconut Experience
-

JUICE SHOTS

- Juice Shot 01 – Vitamin C
- Juice Shot 02 – Cherry Blossom
- Juice Shot 03 – Kaolin + Coconut
- Juice Shot 04 – Gardenia
- Juice Shot 05 – Berry Essential Fatty Acids
- Juice Shot 06 – Allantoin + Zinc
- Juice Shot 07 – Ferulic Acid + Resveratrol
- Juice Shot 08 – Chlorophyll
- Juice Shot 09 – Lemon Ginger
- Juice Shot 10 – Fucogel
- Juice Shot 11 – Beta Carotene
- Juice Shot 12 – Cobiolift





CUSTOM BLEND MASK BASE

Skin Type	All Skin Types
Skin Concern	Customised to suit

MASK BASE PROFILE

Avocado oil and plant butters are blended together to create the perfect mask base for the addition of your Juice Shots and Aromas.

This mask base helps to support the skin's natural protective role and contains natural plant based ingredient enhancers to ensure your Juice Shots are absorbed by the skin.

AIDS ACTIVE INGREDIENT DELIVERY

- Avocado contains lecithin which aids the delivery of active ingredients in Juice Shots.



Pregnancy
safe



Nut oil
free





BARRIER REPAIR

- Mango, shea and cocoa butters are rich in plant sterols, which are healthy plant fats that are essential to the skin. They restore the healthy lipid layer needed to protect the skin from irritation and dehydration.
- Beeswax is high in Vitamin A and supports cell reconstruction and health.

DETOXIFYING

- Natural white clay gently cleanses and absorbs pollutants, chemicals, bacteria, excess oils and other impurities.

HOW TO JUICE

- For the face, add 3 x large scoops or 60ml of the Mask Base into your mixer bowl, followed by the relevant Juice Shots and mix well. See our My Juice Blend Facial Mask Recipes to create the best mix for your client's skin.





KEY INGREDIENTS



AVOCADO
HYDRATING PLANT STEROLS



SHEA BUTTER
NOURISHING PLANT STEROLS



WHITE CLAY
DETOXIFYING MINERALS



MANGO BUTTER
PROTECTIVE PLANT STEROLS



COCOA BUTTER
RESTORATIVE PLANT STEROLS



BEESWAX
HYDRATING LIPIDS



CUSTOM BLEND JUICE SHOTS

01 VITAMIN C

CONTENTS

- Vitamin C (L-ascorbic acid)

AIDS

- Uneven skin tone, pigmentation, ageing, dullness, dryness

ACTION

- Firms and brightens
- Free radical protection
- Inhibits melanin production
- Stimulates collagen synthesis
- Neutralises oxidative damage
- Brightens + balances skin tone
- Increases barrier lipids

DOSAGE

- 2ml (2 x medium scoops) per 60ml of Mask Blend Base.
- Please note your client may feel a tingling sensation after application. Do not use undiluted on the skin.

30gm





02 CHERRY BLOSSOM

CONTENTS

- Purple sweet potato, radish, cherry blossom, apple, citric acid

AIDS

- Ageing, sensitivity

ACTION

- Promotes cellular renewal
- Soothes inflammation
- Free radical protection

DOSAGE

- 1ml (4 pumps) per 60ml of Mask Blend Base.
- Do not use undiluted on the skin.

30ml





03 KAOLIN + COCONUT

CONTENTS

- Kaolin, coconut milk

AIDS

- Breakouts, blocked pores, congestion, oiliness

ACTION

- Absorbs excess oil
- Minimises enlarged pores
- Fights bacteria
- Cleanses cellular debris
- Regulates oil flow

DOSAGE

- No more than 40ml (2 x large scoops) per 60ml of Mask Blend Base.

Do not use undiluted on the skin.

250gm



Pregnancy
safe



Nut oil
free



Vegan





04 GARDENIA

CONTENTS

- Gardenia

AIDS

- Breakouts, inflammation

ACTION

- Free radical protection
- Promotes cellular renewal

DOSAGE

- 0.45ml (3 x small scoops) per 60ml of Mask Blend Base.

Do not use undiluted on the skin.

10gm



Pregnancy safe



Nut oil free



Vegan





05 BERRY ESSENTIAL FATTY ACIDS

CONTENTS

- Raspberry, cranberry, strawberry, blueberry

AIDS

- Dehydration, ageing, sensitivity, dryness

ACTION

- Locks in hydration
- Reduces transepidermal water loss
- Promotes cellular renewal
- Protects against irritation
- Restores moisturising lipids
- Supports skin healing process

DOSAGE

- 1ml (4 pumps) per 60ml of Mask Blend Base.

Do not use undiluted on the skin.

50ml



Pregnancy safe



Nut oil free



Vegan





06 ALLANTOIN + ZINC

CONTENTS

- Allantoin, zinc

AIDS

- Sensitivity, redness, breakouts, inflammation

ACTION

- Soothes inflammation
- Supports skin healing process
- Removes impurities + toxins
- Promotes cellular renewal

DOSAGE

- No more than 4ml (4 x medium scoops) per 60ml of Mask Blend Base.

Do not use undiluted on the skin.

50gm



Pregnancy
safe



Nut oil
free



Vegan





07 FERULIC ACID + RESVERATROL

CONTENTS

- Ferulic acid, resveratrol

AIDS

- Ageing, inflammation

ACTION

- Free radical protection
- Stimulates collagen synthesis
- Brightens + balances skin tone
- Help repair UV damage
- Promotes cellular renewal

DOSAGE

- 1ml (1 x medium scoop) per 60ml of Mask Blend Base.

Do not use undiluted on the skin.

20gm



Pregnancy
safe



Nut oil
free



Vegan





08 CHLOROPHYLL

CONTENTS

- Chlorophyll

AIDS

- Sensitivity, dehydration, irritation

ACTION

- Soothes inflammation
- Supports skin healing process
- Purifies blood + increases nutrient uptake

DOSAGE

- 0.15ml (1 x small scoop) per 60ml of Mask Blend Base.

Do not use undiluted on the skin.

10gm



Pregnancy safe



Nut oil free



Vegan





09 LEMON GINGER

CONTENTS

- Lemon, ginger

AIDS

- Dullness, congestion

ACTION

- Stimulates blood flow
- Improves lymphatic function
- Supports skin healing process
- Promotes cellular renewal

DOSAGE

- No more than 6ml (6 x medium scoops) per 60ml of Mask Blend Base.

Do not use undiluted on the skin.

30gm



Pregnancy
safe



Nut oil
free



Vegan





10 FUCOGEL

CONTENTS

- Polysaccharide

AIDS

- Dehydration, ageing, sensitivity, dryness

ACTION

- Free radical protection
- Locks in hydration
- Reduces transepidermal water loss
- Soothes inflammation
- Promotes cellular renewal

DOSAGE

- 1ml (4 pumps) per 60ml of Mask Blend Base.
- Do not use undiluted on the skin.

50ml



Pregnancy
safe



Nut oil
free



Vegan





11 BETA CAROTENE

CONTENTS

- Beta carotene

AIDS

- Ageing, dehydration, dullness

ACTION

- Free radical protection
- Promotes cellular renewal

DOSAGE

- 1ml (1 x medium scoop) per 60ml of Mask Blend Base.
Do not use undiluted on the skin.

10gm



Pregnancy
safe



Nut oil
free



Vegan





12 COBIOLIFT

CONTENTS

- Quinoa seed

AIDS

- Ageing, dehydration, dryness

ACTION

- Lifting and anti-wrinkle effect
- Protects against environmental stress
- Reduces transepidermal water loss
- Free radical protection

DOSAGE

- 1ml (1 x medium scoop) per 60ml of Mask Blend Base.
- Do not use undiluted on the skin.

10gm



Pregnancy
safe



Nut oil
free



Vegan



CUSTOM BLEND AROMAS

01 BERRY NATURAL AROMA

CONTENTS

- 100% natural aroma made from essential oils.

EXPERIENCE

- A sweet, fresh and juicy aroma.

DOSAGE

- 1 - 2 pumps per 60ml of Mask Blend Base.
- Do not use undiluted on the skin.
- To customise your mask see MY JUICE BLEND MASK RECIPES for various skin types and concerns.

50ml





02 PINEAPPLE NATURAL AROMA

CONTENTS

- 100% natural aroma made from essential oils.

EXPERIENCE

- A vibrant and sweet tropical aroma.

DOSAGE

- 1 - 2 pumps per 60ml of Mask Blend Base.
- Do not use undiluted on the skin.
- To customise your mask see MY JUICE BLEND MASK RECIPES for various skin types and concerns.

50ml



Pregnancy
safe



Nut oil
free



Vegan





03 COCONUT NATURAL AROMA

CONTENTS

- 100% natural aroma made from essential oils.

EXPERIENCE

- A smooth and creamy comforting aroma.

DOSAGE

- 1 - 2 pumps per 60ml of Mask Blend Base.
- Do not use undiluted on the skin.
- To customise your mask see MY JUICE BLEND MASK RECIPES for various skin types and concerns.

50ml



Pregnancy
safe



Nut oil
free



Vegan



CUSTOM BLEND PEELS

Custom blend your exfoliation for individual skin types and concerns by referring to the CUSTOMISED EXFOLIANT guide. Do not use with steam, dermaplaning, microdermabrasion, skin needling or any other brand of products.

01 COCONUT SMOOTHIE

- Facial exfoliator and glow activator
- pH 2.6 – 3

CONTENTS

Lactic Acid – 10%

- Exfoliating
- Rejuvenating
- Moisturising
- Glow enhancing

Coconut Extract

- Moisturising
- Antibacterial
- Skin conditioning

DOSAGE

- 2ml (6 pumps) per application.

50gm





02 MANGO SMOOTHIE

- Facial exfoliator and glow activator
- pH 4.5

CONTENTS

Enzyme Concentrate – 2%

Pomegranate Enzyme – 5%

- Resurfacing
- Smoothing
- Brightens complexion
- Hydrates
- Softens

Mango Extract

- Antioxidant rich
- Protective

Grapefruit Extract

- Aroma

DOSAGE

- 2ml (6 pumps) per application.

50gm



Pregnancy
safe



Nut oil
free



Vegan





03 APPLE SMOOTHIE

- Facial exfoliator and glow activator
- pH 2.6 – 3

CONTENTS

Mandelic Acid – 10%

- Exfoliating
- Healthy ageing
- Pigmentation
- Blocked pores
- Breakouts

Apple Extract

- Antioxidant rich
- Exfoliating
- Unclogs pores

Lime Pearl AHA – 2%

- Resurfacing Australian native finger lime

Lime Oil

- Aroma

DOSAGE

- 2ml (6 pumps) per application.

50gm



Pregnancy
safe



Vegan



04 STRAWBERRY SMOOTHIE

- Facial exfoliator and glow activator
- pH 2.6 – 3

CONTENTS

Fruit Acids – 10%

- Exfoliating
- Rejuvenating
- Cleansing
- Smoothing
- Hydrating

Glycolic Acid – 8%

- Exfoliating
- Rejuvenating

Strawberry Extract

- Antioxidant rich
- Protective
- Smoothing

Bergamot

- Aroma

DOSAGE

- 2ml (6 pumps) per application.

50gm



Pregnancy
safe



Nut oil
free



Vegan





MY JUICE BLEND FACIAL TREATMENT PROCEDURE

Skin Type

Customised to suit client's skin type and concerns.

A juicy mix, for your unique skin type. After a detailed consultation with your Juicy Mixologist your skin concerns are targeted with a unique combination of treatment peels to gently reset your skin's function.

A personalised mask is then expertly blended and applied to the skin to infuse essential nutrients and aids into the skin. Your custom formulation is then given to you to take home to maintain your glow.

STEP 1 CONSULT

Approximately 10 – 15 mins

Client fills out the Skin Juice consultation form, therapist should then discuss home care and skin care requirements, in addition to any health contraindications they may have.

Contraindications

- Avoid areas if client has cold sores on or around the mouth.
- Client has wounds or broken skin.

Do not

- Add steam, skin needling, dermaplaning or microdermabrasion to this facial.





STEP 2 MIX CUSTOM MASK

Approximately 10 – 15 mins

Dispense 3 x large scoops (60ml) of Mask Blend Base into the Skin Juice mixer bowl.

Follow one of the Juice Bar Recipes or create your own formula by adding Juice Shots into the Mask Blend Base. Using your Mixer Spatula blend Juice Shots and Mask Blend Base until fully combined.

Dispense 10ml of the custom Mask Blend into a small bowl to use during the facial and the remaining 50ml into the Skin Juice mask tin.

Using the white pen, fill out the following details:

Front of tin:

- Write your client's name on the line under 'Mixed for:' e.g. 'UNIQUE MASK BLEND, Mixed for: Sophie'
- Add your business name on the line underneath, e.g. 'by your Juicy Mixologist: JUICY SALON.'
- Add the date the mask was mixed on. e.g. '09/12/19.'

Back of tin:

- Using the white pen, place a dot against each of the Juice Shots used in the Skin Juice Mask Blend.
- Place tin into the box and gift to client at the end of treatment.

STEP 3 EYE + FACE CLEANSER

Approximately 5 mins

Massage 2ml (a blueberry sized amount) of Smudge Budge over the face, eyes and décolletage. Add warm water to fingers and massage again. Use a warm, damp compress to remove.

STEP 4 2ND CLEANSE

Approximately 3 mins

Warm 3ml of the appropriate cleanser in your finger tips and massage over the face, neck and décolletage. Add warm water to fingers and massage again. Use a warm, damp compress to remove.





STEP 5 TONER

Approximately 1 min

Dispense 1 pump (approximately 3ml) of Bio Juice onto finger tips or 2 pumps (approximately 4ml) of Multi Juice onto a cotton pad and massage over the face.

STEP 6 CUSTOM SMOOTHIE PEEL

Approximately 2 mins

Select your Smoothie Peel/s, using the Customised Exfoliant Recipes. Dispense 2ml (6 pumps) of the first Smoothie Peel into a small bowl. You may like to protect the eyes with damp cotton pads. Let the client know that the mask may tingle and to alert you if it becomes uncomfortable.

Apply peel to the face using fingers, starting with the t-zone, jawline, sides of the face then finishing with the cheeks. Continue down the neck to the décolletage if required. Avoiding the eye and lip area. Massage until slightly tacky.

Leave Smoothie Peel on the skin for 2 mins before. Do not leave your client while the peel is on.

STEP 7 HAND MASSAGE

Approximately 2 mins (while peel is on)

While Smoothie Peel is on, apply 5ml of Perfect Paws to the one of the client's hand and arm and perform a massage.

STEP 8 REMOVAL

Approximately 1 min

Using a warm (not hot) towel, gently remove Smoothie Peel.

STEP 9 2ND CUSTOM SMOOTHIE PEEL

Approximately 2 mins

Ensure the skin is dry and repeat the application and removal process with the 2nd Smoothie Peel.

While the 2nd Smoothie Peel is on, apply 5ml of Perfect Paws to the other hand and arm and perform a massage.





STEP 10 TONER

Approximately 1 min

Dispense 1 pump (approximately 3ml) of Bio Juice onto fingers and massage over the face.

STEP 11 MASSAGE

Approximately 20 mins

Warm 2ml of Green Juice in fingers and massage the face, neck and shoulders. Add more Green Juice if required.

STEP 12 CUSTOM MASK

Approximately 15 mins

Take the Skin Juice Mask Blend you created earlier and apply with a brush to the client's face and décolletage, avoiding the eye and lip area.

Leave the mask on for 10 - 15min.

STEP 13 MASSAGE

Approximately 10 mins (while mask is on)

While the mask is on, use 10ml of the Perfect Paws to massage client's feet and lower legs.

STEP 14 MASK REMOVAL

Approximately 1 min

Use a warm compress to remove mask.

STEP 15 FACE CREAM

Approximately 3 mins

Massage 1/2 a pump of Eye Love Juice onto the eye area, followed with 1 pump of a Skin Juice face cream or Sun Juice.





STEP 12 COMPLETION

Timing (use discretion)

Use remaining time to perform a scalp massage to complete the treatment and gift your client their custom made Skin Juice Mask Blend.

TOTAL TREATMENT TIME _____ **90 MINS**





SKIN JUICE MASK BLEND PROCEDURE

1

ADD 3 LARGE SCOOPS (60ML) OF MASK BLEND BASE TO YOUR SKIN JUICE MIXER BOWL.

Customise with Aromas and Juice Shots, following one of the My Juice Blend Mask Recipes.

2

MIX WITH MIXER SPATULA.

3

DISPENSE 10ML IN A SMALL BOWL FOR USE DURING THE FACIAL AND THE REMAINING MASK INTO THE SKIN JUICE MASK TIN.

4

FILL IN THE BLANK SPACES ON THE TIN, AND MARK THE INCLUDED JUICE SHOTS ON THE BOTTOM LABEL.

5

PLACE TIN INTO BOX AND GIFT TO YOUR CLIENT AT THE END OF THE TREATMENT.





DRY SKIN MASK RECIPE




AROMA 03 COCONUT
0.5ml (2x pumps)



JUICE SHOT 05 BERRY ESSENTIAL FATTY ACIDS
1ml (4x pumps)



JUICE SHOT 01 VITAMIN C
2ml (2x medium scoops)



JUICE SHOT 02 CHERRY BLOSSOM
1ml (4x pumps)



JUICE SHOT 10 FUCOGEL
1ml (4x pumps)



MASK 01 MASK BLEND BASE
60ml (3x large scoops)





SENSITIVE MASK RECIPE



JUICE SHOT 06 ALLANTOIN + ZINC
4ml (4x medium scoops)



JUICE SHOT 05 BERRY ESSENTIAL FATTY ACIDS
1ml (4x pumps)



JUICE SHOT 08 CHLOROPHYLL
0.15ml (1x small scoop)



MASK 01 MASK BLEND BASE
60ml (3x large scoops)





OILINESS + BREAKOUTS MASK RECIPE




JUICE SHOT 06 ALLANTOIN + ZINC
1ml (1x medium scoop)



AROMA 02 PINEAPPLE
0.5ml (2x pumps)



JUICE SHOT 03 KAOLIN + COCONUT
40ml (2x large scoops)



JUICE SHOT 04 GARDENIA
0.45ml (3x small scoops)



MASK 01 MASK BLEND BASE
60ml (3x large scoops)






AGEING MASK RECIPE



JUICE SHOT 01 VITAMIN C
2ml (2x medium scoops)




AROMA 01 BERRY
0.5ml (2x pumps)



JUICE SHOT 02 CHERRY BLOSSOM
1ml (4x pumps)



JUICE SHOT 07 FERULIC ACID + RESVERATROL
1ml (1x medium scoop)



JUICE SHOT 12 COBIOLIFT
1ml (1x medium scoop)



MASK 01 MASK BLEND BASE
60ml (3x large scoops)





DULLNESS + CONGESTION MASK RECIPE



JUICE SHOT 01 VITAMIN C
2ml (2x medium scoops)



AROMA 02 PINEAPPLE
0.5ml (2x pumps)



JUICE SHOT 09 LEMON GINGER
6ml (6x medium scoops)



JUICE SHOT 03 KAOLIN + COCONUT
20ml (1x large scoop)



JUICE SHOT 11 BETA CAROTENE
1ml (1x medium scoop)



MASK 01 MASK BLEND BASE
60ml (3x large scoops)





CUSTOM EXFOLIANT SMOOTHIE PEEL RECIPES

Select the combination of smoothie peels based on your client's skin type.

PREGNANCY

- 1 Mango Smoothie Peel
 - 2 Coconut Smoothie Peel
-

DRY

- 1 Strawberry Smoothie Peel
 - 2 Coconut Smoothie Peel
-

SENSITIVE

- 1 Coconut Smoothie Peel
- 2 Mango Smoothie Peel





COMBINATION

- 1 Apple Smoothie Peel
 - 2 Mango Smoothie Peel
-

OILY + BREAKOUTS

- 1 Apple Smoothie Peel
 - 2 Strawberry Smoothie Peel
-

AGEING

- 1 Apple Smoothie Peel
 - 2 Coconut Smoothie Peel
-

PIGMENTATION

- 1 Strawberry Smoothie Peel
- 2 Mango Smoothie Peel





MUMMY'S TUMMY BELLY FACIAL TREATMENT PROCEDURE

Skin Type	All Skin Types
Skin Concern	Irritation, Dehydration and Stretch Marks

Comfort irritated, dry and stretching skin with this nourising moisture treatment for the tummy. A gentle massage and hydration hit to help keep the skin supple and help prevent stretch marks.

STEP 1 CONSULT

Approximately 5 mins

Client fills out the Skin Juice consultation form, therapist should then discuss home care and skin care requirements, in addition to any health contraindications they may have.

STEP 2 MIX MASK

Approximately 5 mins

Blend a Berry Belly mask for your client using the following recipe:

- 2x large scoops (40ml) of Juice Bar Mask Blend Base.
- 4x pumps (1ml) Juice Shot 05 Berry Essential Fatty Acids.
- 4x pumps (1ml) Juice Shot 10 Fucogel.
- 2x medium scoops (2ml) Juice Shot 06 Allantoin + Zinc.
- 4x pumps (1ml) Juice Shot 02 Cherry Blossom.
- 2x pumps (0.3ml) Aroma 01 Berry Experience.

*There is no take home mask for this recipe.





STEP 3 TUMMY CLEANSE

Approximately 5 mins

Begin treatment with the client positioned on their back Exposing the tummy. Ensure the client's breasts are covered for modesty.

Using dry hands, massage 4 pumps of Mummy's Tummy Wash to tummy. Add warm water to your fingertips and massage again, warm compress to remove.

STEP 4 TONER

Approximately 2 mins

Using your fingertips, massage 1 pump of Bio Juice onto the tummy.

STEP 5 MASSAGE

Approximately 5 mins

Gently massage 1 pump of Berry Drops onto the tummy, concentrating on any area prone to stretching.

STEP 6 MASK

Approximately 10 mins

Using your hands, gently massage the Berry Belly Mask onto the skin. Leave for 10mins and then remove with warm compress.

STEP 7 FOOT CLEANSE

Approximately 7 mins (while mask is on)

While the mask is on, cleanse feet by massaging 3 pumps of Mummy's Tummy body wash to the feet and lower legs, before warm compressing to remove.





STEP 8 TUMMY CREAM

Approximately 2 mins

Massage 5ml of Mummy's Tummy cream onto the belly and allow to absorb.

STEP 15 COMPLETION

Timing (use discretion)

Use remaining time to perform a scalp massage to complete the treatment and advise your client of home care advice.

TOTAL TREATMENT TIME ————— **35 MINS**





BERRY BELLY MASK RECIPE



AROMA 01 BERRY
0.5ml (2x pumps)



JUICE SHOT 05 BERRY ESSENTIAL FATTY ACIDS
1ml (4x pumps)



JUICE SHOT 06 ALLANTOIN + ZINC
2ml (2x medium scoops)



JUICE SHOT 02 CHERRY BLOSSOM
1ml (4x pumps)



JUICE SHOT 10 FUCOGEL
1ml (4x pumps)



MASK 01 MASK BLEND BASE
40ml (2x large scoops)





TROUBLE SHOOTING

MAINTAINING THE FRESHNESS OF YOUR SKIN JUICE PRODUCTS

- Only use spatulas or scoops to dispense products – never use fingers or mask brushes as these will introduce bacteria to the product.
- Keep products closed at all times to reduce air and water contamination.
- Store products in a cool space and never in direct sunlight or near heated equipment.

PREGNANT CLIENTS

- Always elevate pregnant client's head slightly so they aren't lying flat when on their back.
- Help clients up and allow them to sit on the edge of the bed before standing.
- Tuck a rolled towel under their knees when lying on their back, to relieve pressure on the lower back.



4 Elwell Close
Beresfield NSW 2322

02 4960 8980
hello@skinjuice.com.au

skinjuice.com.au

