

WIRELESS & LIMITLESS



Portable Wireless Speaker User Manual



Attention:


1. Please read through this user manual closely to ensure your safety before and while using Hottips!® Portable Wireless Speaker.
2. Only use the supplied USB charging cable to charge the Hottips!® Portable Wireless Speaker. Depending on the host device, you may hear an electrical rumble noise for a few seconds when charging begins, this is normal.
3. After a long time without using the speaker or when the battery has become exhausted, there is a slight delay of a few seconds before the indicator light shows.
4. As with all electronic devices, do not use near any water source.
5. Do not modify or try to repair the device yourself.
6. Do not use any chemical detergents or volatile liquid to clean Hottips!® Portable Wireless Speaker. Use a soft, dry cloth.
7. Exposure to loud sounds for extended periods of time can damage your ears and/or cause hearing loss.
8. Please dispose of electronic equipment properly. Consult your retailer or relevant local government dept.

Product Introduction:

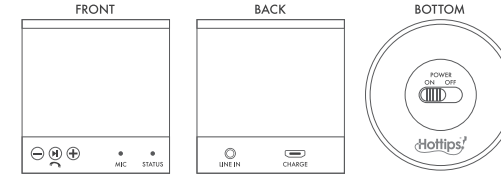
Thank you for choosing Hottips!® Portable Wireless Speaker. This manual will help guide your operation of the Hottips!® Portable Wireless Speaker. First, familiarize yourself with the wireless functionality of your mobile phone or other devices before use.

Included Contents:

- Hottips!® Portable Wireless Speaker
- Micro-USB to USB Charging Cable
- 3.5mm Auxiliary Cable



General Functions:



- ▶ Play/Pause
☎ Answer/End Call
- ⊕ Short Press: Next Song
Long Press: Volume Up
- ⊖ Short Press: Previous Song
Long Press: Volume Down

General Connection:



In Depth Functions:

- "⏮" Short press: previous track.
- "⏮" Long press (1+seconds): turns down volume.
- "⏮" Short press: play/pause & answer/end call.
- "⏮" Long press (1+seconds): dials last phone call
- "⏭" Short press: next track.
- "⏭" Long press (1+seconds): turns volume up.


Operation:

1. Slide the power button located underneath the speaker to "on"
2. Open the device's Bluetooth settings and find the device connection (connection code "0000" if required). After entering the connection code, your speaker should be ready for use .
3. You may use this speaker without Bluetooth by connecting the included 3.5mm stereo cable from the "Line In" input on the side of the speaker to your audio output device.
4. When using the phone call function, keep the speaker 5-10cm from your mouth .
5. Remove the PET Film at the bottom of the speaker to reveal a rubber grip for improved bass and to prevent vibration.

Charging Your Device:

MICRO-USB TIP

USB-A TIP



1. Connect the included Micro-USB Cable to the charge socket on the side of the speaker. Then connect the opposite end of the USB-A cable into any supported power source including USB wall adapters, car adapters, laptop ports, etc.
2. During charging, the LED indicator light will turn RED.
3. The RED LED indicator light will turn to BLUE when the speaker is fully charged. Your Hottips!® Portable Wireless Speaker is now ready to be unplugged from the Micro-USB to USB charger!

Note: Allow approximately 2-3 hours to fully charge. May take longer depending on the current from your chosen power source.

Audio Specifications:

Driver Unit: 40mm
Frequency Response: 50hz - 20khz
Speaker Resistance: 4Ω
Speaker Sensitivity: ≥ 85dB
Mic Sensitivity: -43dB ± 2dB



Product Specifications:

Wireless Specs: Bluetooth 3.0 Technology
Wireless Connection Range: Up to 33 ft.
Listening/Call Time: About 3-4 Hours
Charging Time: About 2-3 Hours



WIRELESS & LIMITLESS