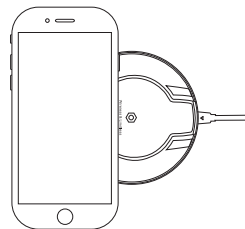


WIRELESS & LIMITLESS



Wireless Charger User Manual

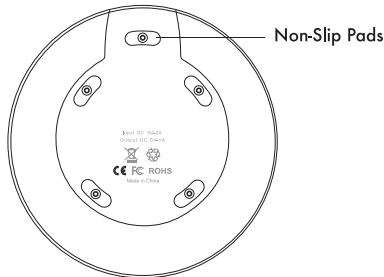
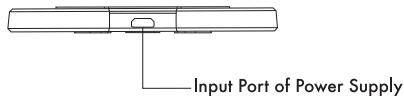
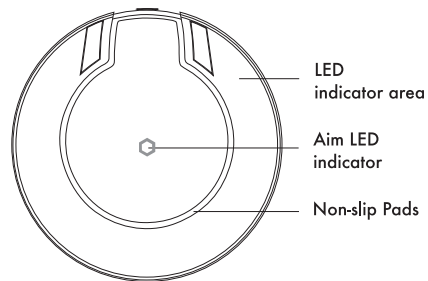


Product Introduction

Hottips!® wireless charger is an intelligent product with simple design and is compatible with any mobile device using Qi standard. Simply set your Qi compatible device on the charging pad and it will begin charging automatically, no setup needed.

Never look for that charging cable again!

Product Outline




Applicable Devices

1. Devices with built-in wireless charging receiver (Nokia 1520, LG, Nexus 5 and more).
2. Devices with reserved wireless charging interface besides its battery (Samsung Galaxy S3, S4, S5, Note2, Note3, Note4, etc).
3. Devices with wireless charging receiver in its protection case (iPhone5/5s, iPhone6, iPhone6 plus, etc).

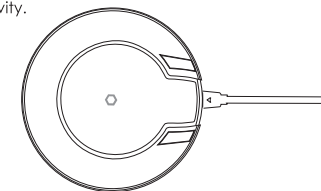
Note: All devices must be Qi standard.

Instructions

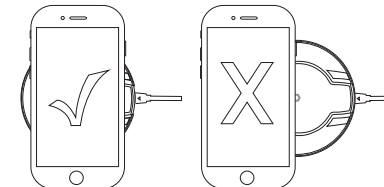
1. Insert one end of USB charging cable into a USB port. Shown as below.



2. Insert the other end of USB charging cable into the Micro-USB port of the wireless charger. The LED indicator will light up to indicate power connectivity.



3. Place your phone on the wireless charger. Make sure that the phone is centered on the charging area of wireless charger. When the phone is being charged, the LED indicator will light up automatically to show charging status.



Contents

Fantasy Wireless Charger
USB Cable
User Manual

Product Specification

Input: 5V/2A
Output: 5V/1A
Charging Distance: 8mm
Charging Efficiency: 73%
Size: 10cm X 9.5mm

Attention:

1. Please keep the charger away from water and other liquids.
2. If you need to clean the charger, please make sure it is disconnected from power supply.
3. Operating temperature 0-45°C.

CE FC ROHS

WIRELESS & LIMITLESS