

ALPINE DAYBED

ASSEMBLY INSTRUCTIONS



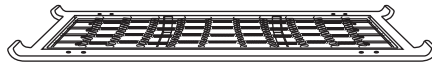
x 12
1 ½ Hex Screws



x 1
¾ Allen Wrench




x 2 Spars



x 1 platform



x 1 backrest



x 1 canvas spring cover

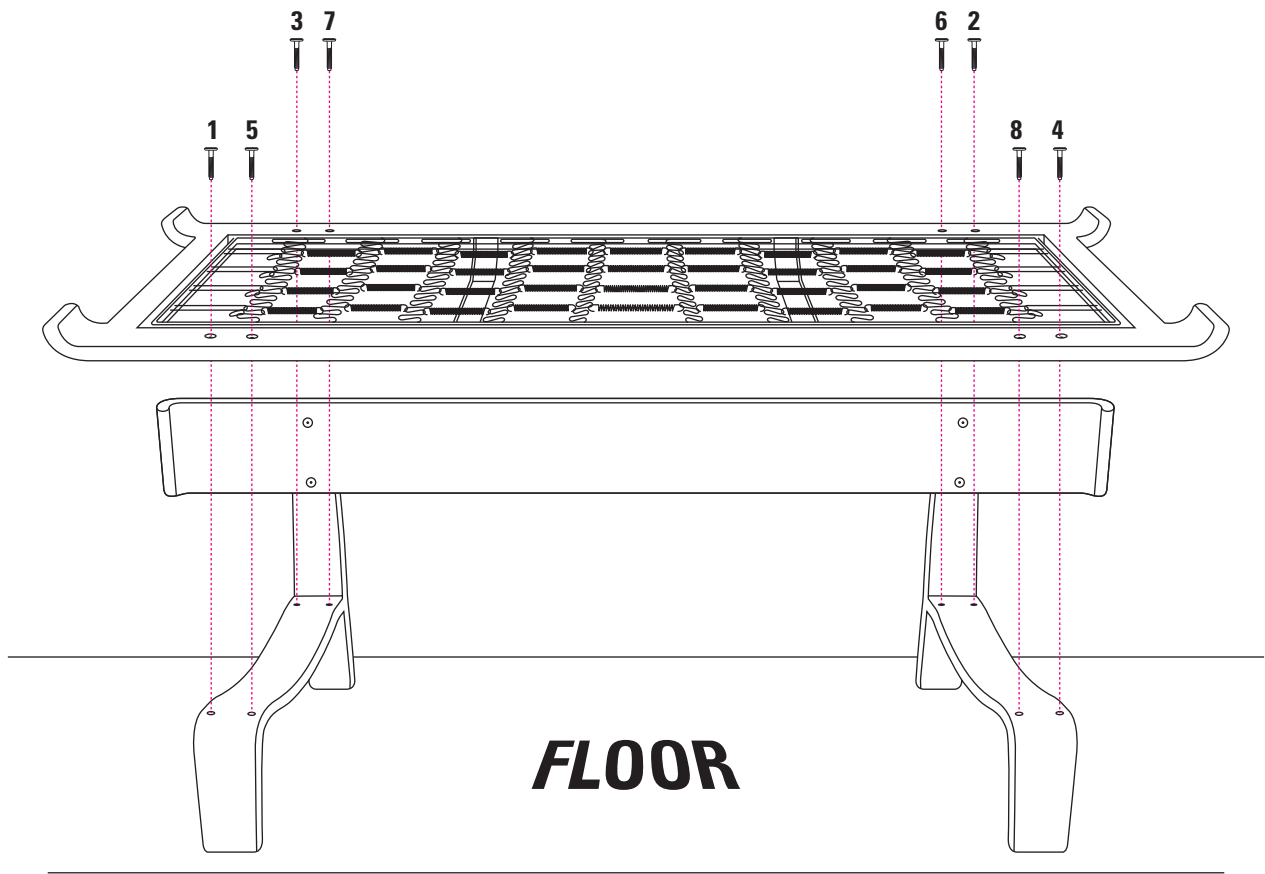


① Lay both of the spars on their backs with the feet facing away from you.

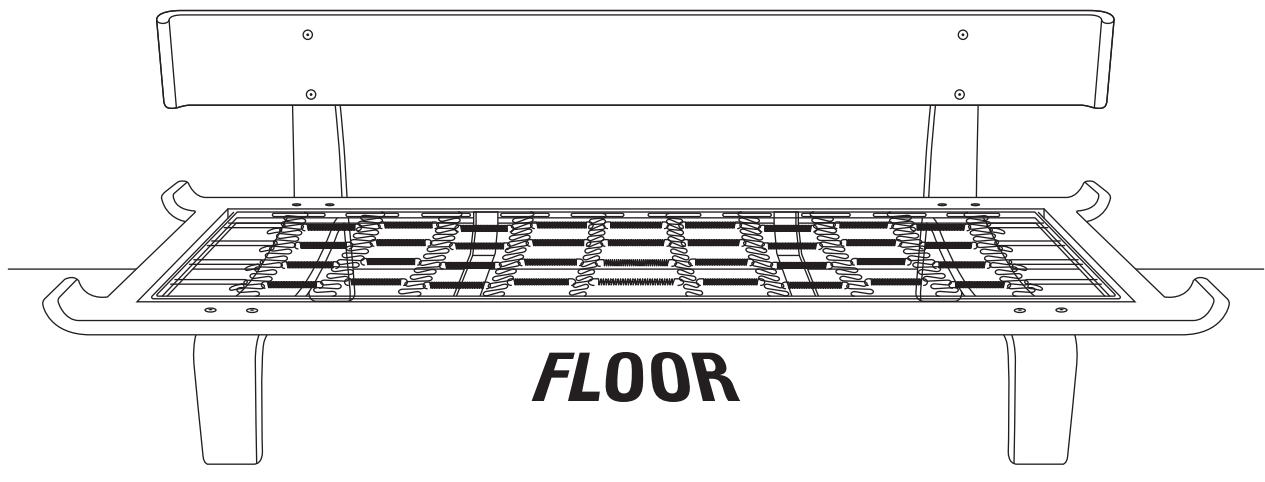
② Align the holes on the backrest with the holes on the spars. Insert screws into the holes and loosely tighten.

③ Once all the screws are in the holes tighten fully in a diagonal pattern.

④ Flip the spars and backrest upright onto the feet.



- ⑤ Align the holes on the platform with the holes on the spars.
Insert the screws into the holes in the order shown above and loosely tighten.
- ⑥ Once all the screws are in the holes
tighten fully in the order shown above.



- ⑦ To attach the canvas spring cover, slide the elastic over the corners of the metal frame containing the springs.

Done!