


EHP18-SUS304

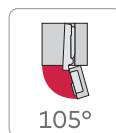
EHP18-SUS304 Aversa Italian Series Stainless Steel Soft-Closing Hinge



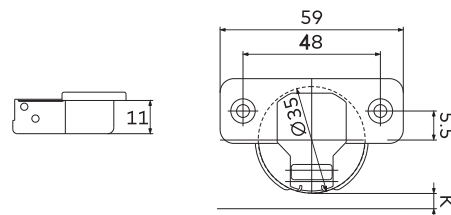
Product Description



- Cup Diameter : 35mm
- Cup Depth: 11mm
- Max. Opening Angle : 105°
- Door Drilling Distance (k) : 3-5mm
- Thickness Of Door(t): 16-26mm



Ordering Information



International Standard Salt-Spray Testing (Min 48 Hrs) Anti-Rust	> 500 Hrs
Durability Test Certification (Min 80,000 cyclics)	> 100,000 Cyclics

Full Overlay
Cranking: 0mm



Screw Types



ST4x16 x 6 pcs

Accessories

Cup Cap



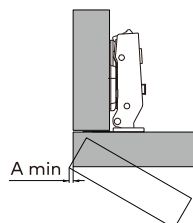
Arm Cap



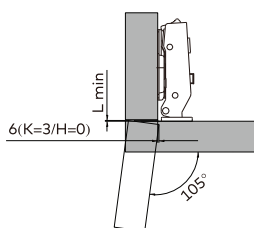
Hinge Series Design

Reveal For Opening Door

※ The Following Parameter Base On Door Is Right Angle, If Door Is Round Angle, The Parameter Should Decrease.
※ The Following Parameter "L", If Less Than 0.5mm, We Should Use 0.5mm To Guarantee Door Close.



	T=	16	17	18	19	20
K=3	A=	0.60	0.80	1.03	1.42	2.02
K=4	A=	0.60	0.80	1.03	1.35	2.84
K=5	A=	0.56	0.74	0.96	1.28	1.66



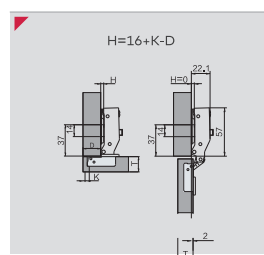
	T=	16	17	18	19	20
K=3	L=	1.0	1.0	1.0	1.0	1.0
K=4	L=	1.0	1.0	1.0	1.0	1.1
K=5	L=	1.1	1.4	1.6	1.9	2.1

H= Height of mounting plate

D= Distance by which the door over the side board

K= Distance between edge of door and edge of cup hole

A= Reveal between door and side board



D overlay, A Reveal Calculation Table

Cranking: 0mm

D H	K	3	4	5
		19	20	21

Shop Now at excelhw.com.sg
A Singapore Brand
10 Admiralty Street #03-52/51/34/35
Northlink Building Singapore 757695