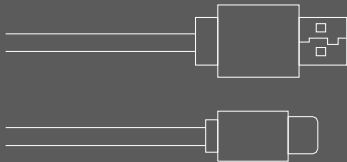
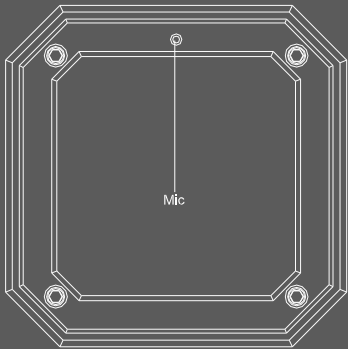


AMP **CADDY**

V3 **PRO**

WEATHERPROOF WIRELESS SPEAKER



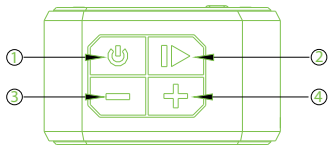
○Type-C Charging Cable

Pairing one speaker to your device

- Long press the power button. The speaker will automatically go into pairing mode
- Go to the Bluetooth Settings on your device and select “Ampcaddy”
- Success!

Pairing two speakers together

- Verify both speakers are disconnected from your device before the speakers are turned on
- Turn on Ampcaddy Bluetooth speakers
- Double tap the power on button, you will hear a double beep and the yellow light will blink
- Double tap the power button on the second Ampcaddy speaker, you will hear a double beep and the yellow light will flash, yellow light will turn solid when TWS pairing has completed
- Go to Bluetooth settings on your device and select Ampcaddy
- Success! Ampcaddy speakers will now perform in stereo sound
- Once the speakers have been paired successfully, they will automatically pair at each subsequent use

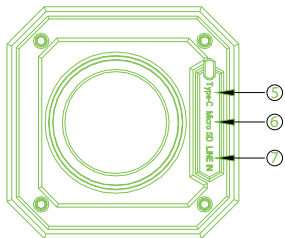


① ON/OFF/TWS (MULTIPLE SPEAKER PAIRING)

② Play/Pause/Answer or Reject
Phone call

③ Volume -/Previous Track

④ Volume +/Next Track







⑤ Charging Port

⑥ Micro SD Port

⑦ AUX IN

Bluetooth Version	V4.2
Rated Power	15W (RMS)
Waterproof	IPX7
Battery Capacity	Built-in 2000
Power Supply	DC 5V/1A
Frequency Response	115Hz-15KH
Receiving Range	≤ 30M(Open Field)
Charging Port	Type-c
Charging Time	3 hours

Key	Operation	Function
	ON/OFF/TWS	Press once when music is playing to pause, answer incoming calls or to hang up a phone call. Press 2 times to pair multiple speakers
		Press and hold for 2 seconds to reject the incoming call
		Long press for 3 seconds to turn off
		Long press for 8 seconds to reset
	Play/pause	When receiving a phone call, press the play button once to answer the call. You can also end the call by pressing the play button
	Volume-/Previous Track	Short press this button to decrease the volume Long press 2 seconds to skip track.
	Volume+/Next Track	Short press this button to increase the volume Long press 2 seconds to skip track.

After powering on...

1. Blue LED light blinks when the speaker is waiting to pair to a device. It will change to solid blue after successfully pairing with device.
2. Red LED light is solid red when the speaker is recharging. It will turn off when the battery is fully charged.
3. Yellow LED light blinks when pairing multiple speakers. When you've successfully matched the two speakers, the Yellow LED light will become solid.

1. Micro SD Card must be equal to or less than 64GB