



LUXEVE[®] FIRE PIT

USER GUIDE

 **BREEO[®]**

HOW TO BUILD THE ULTIMATE SMOKELESS FIRE



STEP 1

CHOOSE YOUR FUEL.

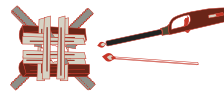
Select a firestarter material, like shredded newspaper or cardboard, a dry, thinly split softwood for kindling, and a dry, split hardwood for your main fuel. Make sure your fuel is less than 4" in diameter. *Focus on creating as much airflow as possible throughout the whole fire building process.*



STEP 2

BUILD A LOG CABIN.

Start with 2 full-size pieces of cord wood and lay them caddy-corner on the X Airflow™ system across from each other. Then, lay two pieces of kindling perpendicular across those. Fill the inside square with your firestarter. Continue with the pattern in kindling until it approaches the top of your fire pit, filling the center with firestarter as you go, if you're using newspaper or cardboard. If you're using another type of firestarter, you can place it in the middle when you start building, but there's no need to fill the whole structure with it. Taper the "cabin" inward as you get close to the top.



STEP 3

LIGHT IT UP.

Using a grill lighter or a long match, light the firestarter at the bottom of the log cabin. *We do NOT recommend using regular matches, as they can be harder to use when you're reaching into the fire pit.*



STEP 4

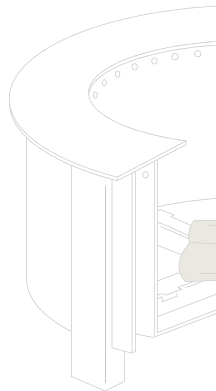
FEED THE FLAMES.

Once you've got a tiny blaze going, start adding cord wood without disrupting or knocking over the kindling cabin. Starting with smaller cord wood pieces and gradually using larger ones as the fire grows, lay the pieces toward the perimeter of the bottom of the fire pit. This will help your fire spread evenly around your fire pit.

STEP 5

LET IT BURN OUT.

When you're done with your fire, patiently wait for the fire to burn out on its own. *Don't pour water on it, and never leave your fire unattended.* If you do need to walk away, always cover with a spark screen and make sure there's nothing near the fire pit that could catch on fire or be damaged. Clean out the ashes every 4-5 burns once the fire pit cools to maintain airflow and always have a smokeless fire.





FOR YOUR SAFETY


The Luxeve® smokeless fire pit is designed for outdoor use only. ***Never use your Luxeve fire pit in a building, garage, or any enclosed area.***

Always place your Luxeve fire pit on a level, fireproof surface such as rock, stone or dirt. ***Never use your Luxeve fire pit on wooden or composite decks, stamped concrete or any heat sensitive surface.***

Do not move or store your Luxeve fire pit until all ashes and coals are extinguished and all surfaces have cooled completely. Never touch ashes or coals to see if they are hot.

All surfaces of the fire pit will become extremely hot when in use. To avoid burns, don't touch any part of the fire pit until it's completely cool (unless you're using protective gear like hot pads, potholders, etc.).

Exercise the same caution you would with any open fire. ***When using your Luxeve fire pit, never leave it unattended, especially around children and pets.***



TENDING TO YOUR FIRE PIT

Your Luxeve® smokeless fire pit is built out of a high quality 304 stainless steel, which should never rust, allowing you leave your fire pit out in the elements all year long! This material will naturally develop a beautiful patina finish over time and requires no maintenance.

Because of the X Airflow™ system incorporated in your Luxeve fire pit, expect to **clean out your Luxeve fire pit only after 4-5 burns or once the ash has reached the holes in the X Airflow base.** Wait until your Luxeve fire pit has cooled completely, then use a Breeco® Ash Removal Tool or small hearth shovel to scoop out the ashes and dispose of in a safe area.

Always clean the ashes out of your Luxeve fire pit before storing or if not in use for long periods of time.



Breeco, LLC warrants to the original purchaser that the Breeco Fire Pits and Accessories are free from workmanship and material defects during the lifetime of the original purchaser. In addition Breeco, LLC warrants no rust through or burn through for a period of five (5) years from purchase. If a product is covered by this limited warranty, Breeco, LLC, at its option, will repair or replace with a new product free of charge, excluding any applicable shipping and handling charges. If the product being warranted has been discontinued, the replacement product will be of equal or similar value. Altering any Breeco product, or using the product in any way other than the intended use, will void this Lifetime Warranty. Except as provided above, no warranty is offered on rust, paint or finishes due to being made with material with potential for corrosion. Steel products will develop a natural iron oxide patina over time.

Breeco, LLC's liability and obligation is limited to repair or replacement of the product, at their option. The purchaser must provide Breeco, LLC with photos of the product's defects for evaluation. Upon approval of warranty, Breeco, LLC will issue a return for repair, or return for exchange of the defective product.

This warranty does not cover damage or product failure caused by normal wear and tear, accident, misuse, negligence, tampering, modifications, act of war, overloading, improper attachment, improper maintenance, or failure to maintain. Breeco, LLC is held harmless for any injury or death caused by the misuse of this product. This warranty does not cover damage caused by proper or improper use of our products to any surrounding surfaces, structures, or furnishings. This includes, but is not limited to, discoloration or damage to a patio or deck surface, furniture, house, or any other structure.

This warranty gives you specific legal rights providing said product is put to its proper designated use.

THIS WARRANTY IS EXPRESSLY IN LIEU OF ALL OTHER WARRANTIES, EXPRESS OR IMPLIED, INCLUDING THE WARRANTY OF MERCHANTABILITY AND FITNESS FOR A PARTICULAR PURPOSE. NO ORAL AGREEMENT, GUARANTEE, PROMISE, REPRESENTATION OR WARRANTY SHALL BE BINDING. IN NO EVENT WILL BREECO, LLC BE LIABLE FOR ANY SPECIAL, INDIRECT, INCIDENTAL OR CONSEQUENTIAL DAMAGES EVEN IF BREECO, LLC HAS BEEN ADVISED OF THE POSSIBILITY OF SUCH DAMAGES AND EVEN IF BREECO, LLC HAS KNOWLEDGE THAT FAILURE TO PERFORM COULD CAUSE CONSEQUENTIAL ECONOMIC LOSSES. IN ANY EVENT, CUMULATIVE DAMAGES FOR BREACH OF THIS WARRANTY WILL BE LIMITED TO THE AMOUNT ACTUALLY PAID TO BREECO, LLC FOR THE PRODUCT. THIS PARAGRAPH SHALL APPLY TO ALL ACTIONS RELATED TO THE PRODUCT, WHETHER BASED ON TORT, CONTRACT OR OTHER THEORIES. THE PURCHASER ACKNOWLEDGES THAT THIS PARAGRAPH ALLOCATES THE RISK OF PRODUCT FAILURE BETWEEN BREECO, LLC AND THE PURCHASER, AND THAT THIS ALLOCATION IS REFLECTED IN THE PRICE PAID.

 **BREEO®**

WWW.BREEO.CO

(800) 413-9848

CONTACT@BREEOLLC.COM

