

LUMA



POSITIVE POSTURE®

LUMA

UNCOMPROMISING CRAFTSMANSHIP IN A TRUE ZERO GRAVITY® POWER RECLINER

A tranquil fusion of impeccable style and refined recline, Luma's generous track arms and perfectly positioned cervical and lumbar pillows cradle you as it moves smoothly from upright to our stress-reducing high therapy setting. Top grain Merona leather and sumptuous, hand-stitched exterior delight the touch in the same way its clean, contemporary lines please the eye. For rest, relaxation, and rejuvenation, there really is nothing like the Luma.


PREMIUM LUMA LEATHER COVERINGS




SAND



GARNET



DARK BROWN



BLACK

FOUR KEY POSITIONS. UNLIMITED PERSONALIZATION.



UPRIGHT



TV/READING




TRUE ZERO GRAVITY



HIGH THERAPY





MAIN FEATURES

True Zero Gravity with Comfort Control Technology

Four key positions: upright, TV/reading, True Zero Gravity, and high therapy—plus infinite positions in between

Four independently adjustable legs for leveling your chair on uneven floor

Fully retracting legs for easy in and easy out

Top grain Merona leather

Ultra smooth, quiet, and easy-to-use electric recline

Independently adjustable back recline and footrest adjustments (operated by two independently controlled motors)

Full coverage memory foam

Lumbar support pillow to provide full lower back support; pillow is adjustable, removable, and made of memory foam

Cervical support pillow (neck bolster) to encourage proper alignment of the upper spine; pillow is adjustable and removable

Articulating, adjustable headrest

Optional hand-held remote (sold separately)

Steel frame construction for longevity

Battery backup for ease of mind

Convenient, extra long AC power cord so that you can position anywhere in your home

THE STORY BEHIND TRUE ZERO GRAVITY

Floating in absolute weightlessness? You will not be able to achieve that specific state here on Earth. However, by focusing on how every inch of your frame is perfectly positioned and fully supported, Positive Posture furnishings reproduce that sublime sensation quite faithfully... more so than any other line. From sculpted support for enhanced rest, and highly efficient, gravity-assisted circulation, to optimized lung capacity and accelerated healing, Positive Posture products and the decades of research behind them take art, science, and your overall wellness to new levels.

SPECIFICATIONS

Model Name: Luma

Chair Dimensions: L 33" (83.82 cm) x W 32" (81.28 cm) x H 48" (121.92 cm)

Reclined Length: 61" (154.94 cm)

Reclined Height: 29" (73.66 cm)

Seat Width: 20.5" (52.07 cm)

Seat Depth: 21" (53.34 cm)

Seat Height: 20.5" (52.07 cm)

Chair Weight (Net): 118 lbs (54 kg)

Chair Weight (Boxed): 137 lbs (62 kg)

Outer Cover: Top grain Merona leather

Motors: 2

User Weight Limit: 285 lbs (129.27 kg)

Power Supply: AC 120V ~ 60Hz

