

# EASY DENTURE<sup>®</sup>

A NEW CATEGORY IN CUSTOM DENTURES



**Senior Mart**  
15791 Rockfield Blvd. Suite E.  
Irvine, CA 92691  
(949) 340-9100

- Founded by Dr. Misael Otero to address a void in the healthcare system.
- Dr. Otero operates a successful multi-office practice and rated in the top 1% of the country
- **The Problem:** Many patients could not afford dentures and people with dentures were not able to get them fixed or repaired quick, easily, or cost-effectively
- He realized that the gap in adequate healthcare access was a global problem



Incisal Edge Magazine  
"Dentists Transforming the Profession"  
"40 Under 40"

# NUVOFLEX®

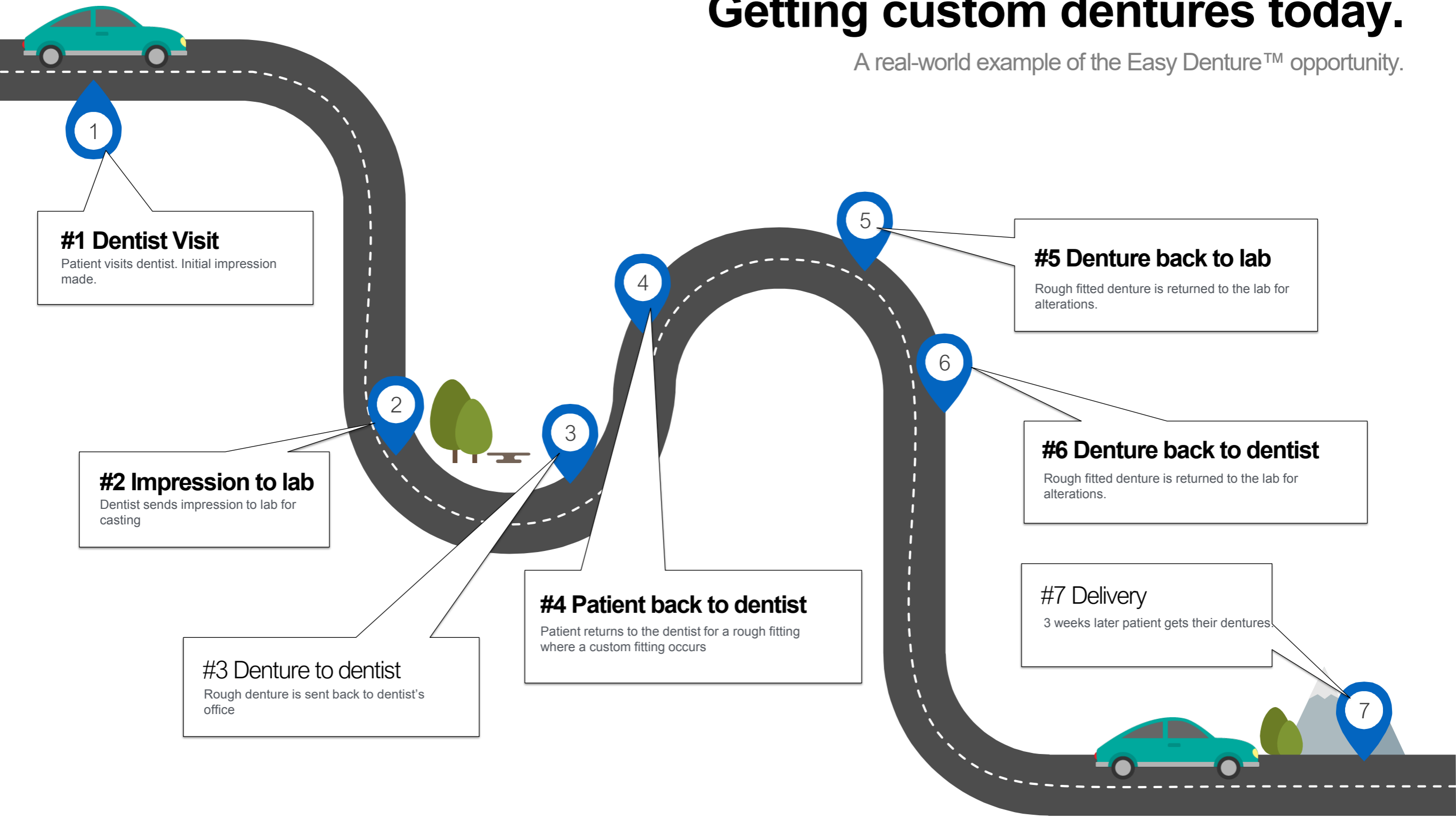
Reheat. Reform. **Reinvent.**™

Our mission is to fundamentally and forever change how oral care products are manufactured and delivered to consumers. We believe that everyone should be able to chew and eat healthy foods and laugh and smile without being self-conscious. Everything that we do is based upon the idea that every person— regardless of their socioeconomic status— should have access to oral care solutions that improve their life.

**We will change the world one smile at a time.**

# Getting custom dentures today.

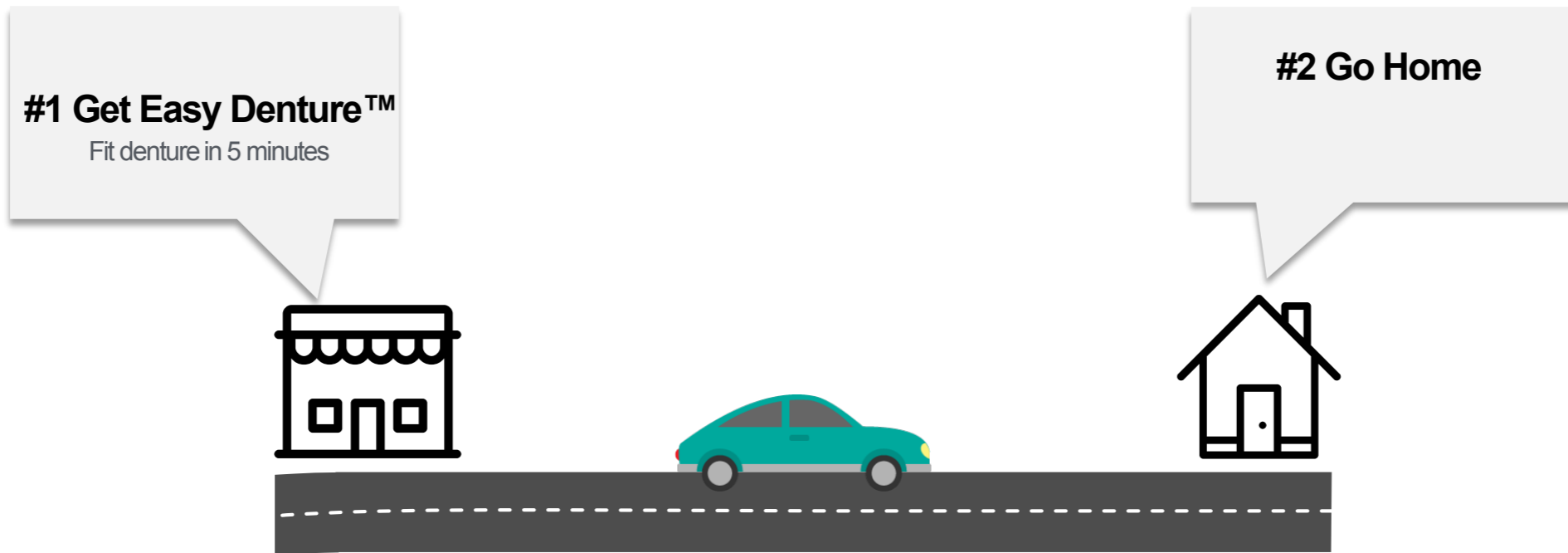
A real-world example of the Easy Denture™ opportunity.



**Bottom Line: \$3000-5000 / 3 Weeks**

# Getting **Easy Denture™**.

Easy Denture™ removes all of the hurdles.



**\$300-700 / 5 Minutes**

# Simple Customization

EASY DENTURE®

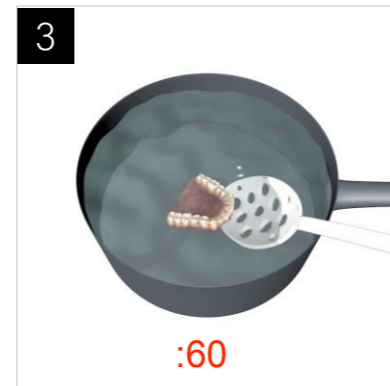


1 Add 4" of water to a pot. Place pot on stove until the water boils.

**Remove boiling water from heat.**



2 Remove dentures from packaging. Separate the top denture and the bottom denture.

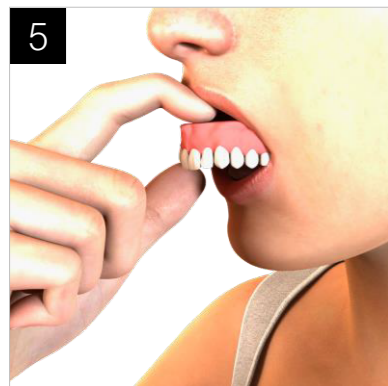


3 Using slotted spoon place upper denture into the hot water for 60 seconds

**Do not leave the denture in hot water for longer than 60 seconds.**



4 Remove upper denture from water and place on plate to cool for 60 seconds



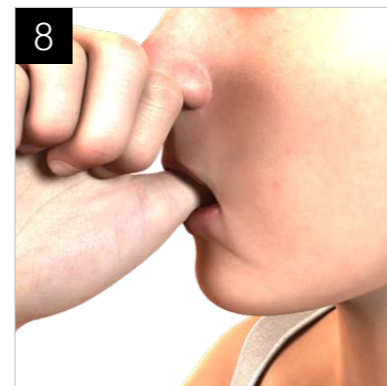
5 Lick your lips and then place the upper denture into your mouth pushing it up towards the roof of your mouth



6 Use a mirror to align the front teeth of the denture with the tip of your nose



7 Slide thumb up to hold denture at roof of the mouth. Use fingers to push denture firmly against your gum-line. If the front teeth protrude more than desired you can push them back.



8 Close mouth and suck hard while pushing thumb towards roof of mouth for 90 seconds. Attempt to create a tight seal between denture and the roof of your mouth. Once complete place denture into bowl of cold water for 30 seconds to set.



## That's it. Smile!

Don't forget that your dentures require daily maintenance. Please use Easy Denture® Cleaning Tablets and Easy Denture® Adhesive Cream as they have been formulated to work with Easy Denture®.



Easy Denture



Porcelain





Easy Denture



Porcelain







Easy Denture



Custom Implant Denture  
(\$11,000)



EASY DENTURE®

