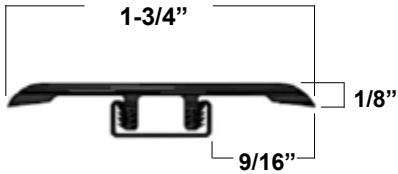


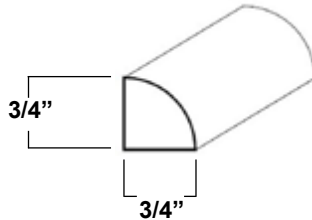
Gemcore™ Jade, Emerald, Topaz, Ruby, Earth, Earth XL, Onyx

All Moldings include Snap Track

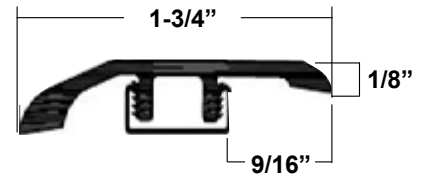
T-Molding 72" • 10pc/ct



Qtr Round 94" • 10pc/ct



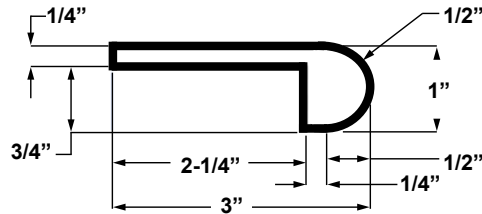
Multi-purpose Reducer 72" • 10pc/ct



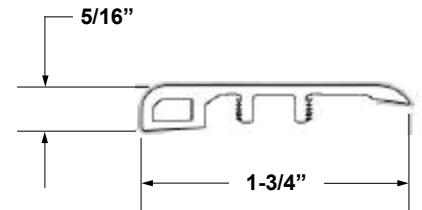
Overlap Stair Nose 94" • 5pc/ct



Flush Stair Nose 94" • 10pc/ct*



End Cap 72" • 10pc/ct*



*Flush Stair Nose and End Cap available on 5mm & 6.5mm products only. Gemcore™ Collections: Topaz, Ruby, Earth, Earth XL, Onyx

FEATURES:

Adjustable: Stair Nosing, Multi-purpose Reducer and T-Molding utilize a metal track which allows one sku to work with thicknesses of vinyl from 3.0mm – 5.2mm.

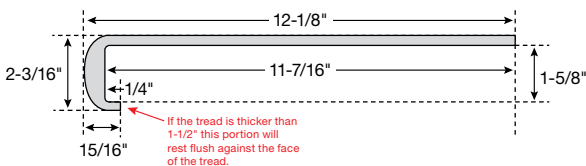
Matching Molding: The same décor vinyl and wear layer that is used for the flooring is used for the molding Therefore, our molding will have the same durability as the floor.

Simple Snap Track Installation: Position track 3/16" away from resilient vinyl floor. Screw track to subfloor. Snap molding onto track. Track is adjustable from 3.8mm to 5.2mm thick vinyl flooring. Included with Stair nosing, T-Molding and Multi-purpose Reducer.

Stair Tread System

STOCKING SIZE: 47"

Cap A Tread Type 2, 47" • 2pc/ct



Stocking all colors in the GemCore line, except Earth; special order only.*

DETAILS:

- The flat non-nosing portion of Cap A Tread is 8mm (5/16") thick
- Works with treads between 1 1/8" to 1 3/4" thick
- Tread can either cap the existing tread (for treads 1 1/8" to 1 1/2" thick) or butt flush to the front of the existing tread face (for treads 1 9/16" to 1 3/4" thick)
- MAX PROTRUSION IS 11/16" OVERHANG. Anything more than that and the riser must be built out using 1"x 6" boards before Cap A Tread riser is installed

* Embossing does not match flooring embossing perfectly. If not using painted risers, we recommend using Cap a Tread risers so that the embossing of the tread and riser match.

Riser • 3pc/ct

