



# MONTANA FORGE

H A R D W A R E

Premium Door Hardware & Bath Accessories  
Pricing & Specification Guide

May 1, 2022

---

# Table of Contents

Montana Forge General & Warranty Information.....	3
Introducing Montana Forge.....	4
Handlesets .....	5-7
2-Piece Sectional & 1-Piece Escutcheon Interior Trims .....	8
Interior Lever & Knob Trims .....	9
Knobs.....	10-11
Levers.....	12-13
Deadbolts .....	14-15
Deadbolt Passage Combinations.....	16-17
Bath Hardware.....	18-22
Montana Forge Trim Parts (Rosettes, Knobs, Levers) .....	23-24
Keying Services & Cylinders .....	25
Latches.....	26
Strikes & Thick Door Kits .....	27
Deadbolt Rosettes & Miscellaneous Parts .....	28
Loose Parts Packs .....	29

## Mechanical Warranty

Montana Forge (MT FORGE) offers a mechanical warranty for all MT FORGE Residential hardware that covers mechanical defects in material and workmanship. The warranty does not cover misuse, abuse, finish defects, damage caused by poor installation or failure to read installation instructions. MT FORGE will not be held liable for any and all indirect or incidental costs, punitive or consequential damages, arising from the sale, abuse, or misuse of MT FORGE locksets. All warranties are for the original purchaser from the date of purchase as long as the original user occupies that residence. MT FORGE Locksets and bath accessories carry a lifetime mechanical warranty to the original purchaser of the locksets.

## Finish Warranty

MT FORGE offers a finish warranty for all MT FORGE residential hardware that covers finish blemishes imperfections due to the manufacturing process. The warranty also covers tarnish caused by natural environmental elements if and only if proper maintenance and care instructions are followed (see proper care instructions below). Natural elements include natural sunlight, salt air, and humidity. Warranty replacement may be limited to a “one time replacement” if environmental conditions are considered severe at the discretion of CCI. The warranty does not cover damages from paints, cleaners, chemicals, scratches, abrasions, environmental fallout (pollution) or installation in non-residential buildings and applications. Warranty replacement may be limited to a “one time replacement” if environmental conditions are considered severe (e.g., living within a few miles from the ocean) at the discretion of CCH. All warranties are to the original purchaser from the date of purchase as long as the original user occupies that residence. MT FORGE Locksets and bath hardware carry a ten (10) year finish warranty on Satin Stainless (SS) and Polished Stainless (PS) finishes, and a five (5) year finish warranty on Black (BC), French Gold (FG) and Tuscan Bronze (TB) finishes.

## Proper Care & Finish Maintenance

For all exterior applications, once installation of your MT-Forge lockset is complete, take a few minutes and protect your lockset with a quality carnauba car wax following the manufacturers application and buffing instructions. Then once per month or so clean the lockset with a damp cloth. Excessive grime can be removed with a gentle soap but do not under any circumstances use any hard or abrasive chemical cleaners. Failure to follow these instructions will void the finish warranty.

## Additional Warranty Terms, Conditions, and Claims

The purchaser of MT-FORGE Hardware agrees to the following additional terms and conditions:

- MT FORGE makes no other warranty, either expressed or implied, other than the above stated Mechanical and Finish warranties.
- MT FORGE’s maximum liability is limited to the original purchase price of the hardware.
- MT FORGE is not responsible or liable for changes or alterations to our products by any 3rd party.
- MT FORGE reserves the right to make improvements to the specifications and designs of our products without obligation to incorporate those improvements or changes on previously manufactured products.
- All warranty claims must be made in writing or by telephone directly to MT FORGE from the original purchaser or customer where the locks were first sold to validate the claim.
- Products proven defective in the warranty period should be returned freight prepaid to 25859 Jefferson Avenue, Murrieta, CA 92562. The product will either be repaired, replaced, or the purchase price returned to the original purchaser. Return freight and or cartage costs are the responsibility of the original purchaser.

# Introducing Montana Forge

The Montana Forge story starts with a desire to build the highest quality custom door hardware line while adhering to very specific architectural themes. Our products are designed to be highly customizable, unlike anything you've seen before in the hardware industry, to allow you to create your own personal expression to match any décor.

Montana Forge residential locksets and premium bath hardware are manufactured to the highest standards with the finest materials and finishes available but remain surprisingly affordable.

- Montana Forge entry handlesets are forged from solid brass and utilizes a precision, nickel plated chassis with separate spindle that allows for easy conversion to thicker and heavier door applications.
- Montana Forge knobs, levers, and deadbolts are non-handed designs for active functions. Knobs and levers utilize a unique chassis construction that provides one of the tightest and wobble free products on the market. They also come standard with our 28 degree rotation "convenience" latch for quick and easy access.
- Montana Forge products also come standard with advanced features such as concealed fasteners, nickel plated latch bolts, solid brass cylinders, and screw aligning feature for easy installation. Available in all of the premium finishes you need in this product category.
- Montana Forge Bath Accessories are paired exactly to the locksets as they share the same design elements and share common components for a perfect match.

## Montana Forge Finishes

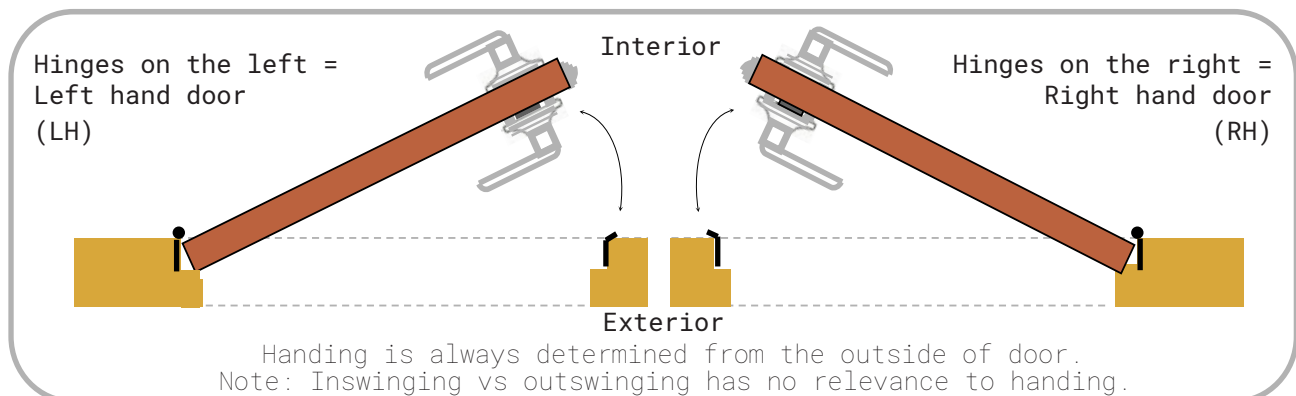
Finish	Black	French Gold	Polished Stainless	Satin Stainless	Tuscan Bronze
Finish Code	BC	FG	PS *	SS **	TB
US Code	US19	-	US26	US15	US11P
BHMA Code	622	-	625	619	573

\* Comparable to bright chrome \*\* Comparable to satin nickel

## A Word About Handing Montana Forge Hardware

The following guidelines must be followed when ordering MT Forge locksets to ensure the proper handing. Note that "handing" is always determined when viewing the product from the outside of the door.

- **Handlesets:** Non-handed designs.
- **Handleset Interior Knob Trims:** Non-handed designs.
- **Handleset Interior Lever Trims:** Handed designs. Specify left or right hand when ordering.
- **Deadbolts:** Non-handed designs.
- **Deadbolt / Knob or Lever Combinations:** Non-handed designs.
- **Knobs:** Non-handed designs.
- **Levers:** Passage, Privacy and Full Dummy function levers are reversible and field handed.
  - **Half Dummy** function levers are handed. Specify left or right handed when ordering.
- **Bath Accessories:** Non-handed designs.



# Montana Forge Solid Brass Handlesets



## Ordering Montana Forge Handlesets

*Ordering Montana Forge Handlesets is easy.*

- The exterior handleset is ordered separately from the interior trim. This allows you to choose any number of combinations to suit your taste and also allows for easy split finish between exterior and interior.
  - Dummy handlesets are configured by converting an active handleset. This is done through a dummy conversion kit and will be provided when you specify our dummy model number 4690 when ordering. If you need additional dummy conversion kits, you can simply order item PM-LPP23 (see page 29 for more details).
1. Choose your handleset style and finish (see p. 6). Note that all half and full escutcheon style handlesets are designed to fit doors with latch to latch bore spacing of 5-1/2". If your hole spacing is not 5-1/2", choose a sectional handleset (H1 or H5).
  2. Choose your interior trim and finish (see p. 8 and 9). 1 piece escutcheon trims (4910 function code) will fit all Montana Forge handlesets on doors with latch to latch bore spacing of 5-1/2". A sectional interior trim option (4810 function code) must be chosen if bore spacing is not 5-1/2". Choose your knob or lever style. Note handing must be specified if choosing a lever (see p. 4) for handing instructions.
  3. Specify latch and strike options if non-standard. Our standard latch is RCL (round corner latch) with a 2-3/8" backset. SCL (square corner latch) and 2-3/4" backset available upon request (see p. 26 for our latch options). Our standard strikes are RCS (round corner strike). Square corner strikes available upon request (see p. 27 for all strike options).
  4. Specify door thickness if other than standard thickness of 1-3/4" to 1-7/8". We offer thick door kits ranging from 2-1/4" to 2-7/8" (see p. 27).

**\*\*\*Note:** As with all Montana Forge products, handlesets and interior trims come standard with concealed fasteners.

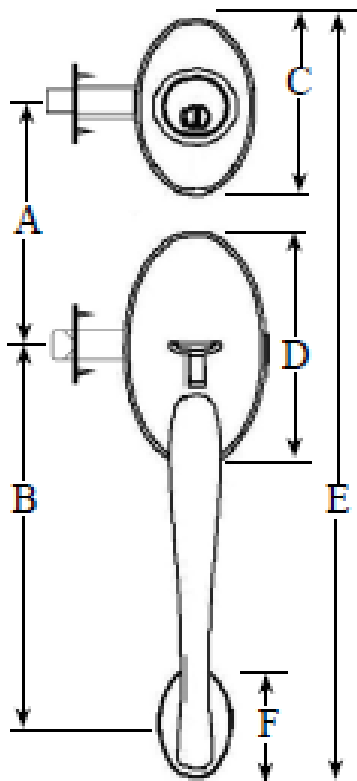
# Montana Forge Brass Handlesets



SOLID FORGED BRASS HANDLESETS					
Mediterranean		Available Finishes BC, FG, PS, SS, TB	Qty	Lbs	L x W x H
H1-4610	Active	\$195.50 (not available in FG)	4	18	20 x 9.3 x 4
H1-4690	Dummy				
H2-4610	Active	\$215.50 (all finishes)		20	
H2-4690	Dummy				
Craftsman		Available Finishes BC, FG, PS, SS, TB	Qty	Lbs	L x W x H
H5-4610	Active	\$195.50 (not available in FG)	4	18	20 x 9.3 x 4
H5-4690	Dummy				
H6-4610	Active	\$233.50 (all finishes)		20	
H6-4690	Dummy				
Traditional		Available Finishes BC, FG, PS, SS, TB	Qty	Lbs	L x W x H
H10-4610	Active	\$224.50 (all finishes)	4	21	20 x 9.3 x 4
H10-4690	Dummy				
H11-4610	Active	\$255.50 (not available in FG)		24	
H11-4690	Dummy				
Contemporary		Available Finishes BC, FG, PS, SS, TB	Qty	Lbs	L x W x H
H14-4610	Active	\$245.50 (all finishes)	4	20	20 x 9.3 x 4
H14-4690	Dummy				
H15-4610	Active	\$269.00 (not available in FG)		23	
H15-4690	Dummy				

# Montana Forge Handleset Specifications

## Handleset Dimensions



- A) Cross Bores on Center
- B) Plain Latch to Thru-bolt
- B) Deadbolt Rose
- B) Main Escutcheon
- B) Overall Handleset
- B) Lower Rose

	H1	H2	H5	H6	H10	H11	H14	H15
A	5-1/2							
B	7-13/16							
C	H: 3-1/2 W: 2-1/2	-	H: 3 W: 2-1/2	-	-	-	-	-
D	H: 4-3/8 W: 2-7/8	H: 10-1/2 W: 3	H: 3-3/4 W: 2-1/2	H: 9-7/8 W: 2-1/2	H: 10-5/8 W: 3-1/8	H: 19-1/2 W: 3-1/8	H: 9-7/8 W: 2-1/2	H: 18 W: 2-1/2
E	H: 16-1/2	H: 17-3/4	H: 16	H: 17-1/4	H: 17-1/4	H: 19-1/2	H: 16-5/8	H: 18
F	H: 3 W: 1-5/8	H: 4-1/2 W: 2-1/4	H: 2-1/4 W: 1-5/8	H: 3-5/8 W: 2-1/2	H: 3-3/16 W: 2-3/8	-	H: 2-1/2 W: 2-1/2	-

## MONTANA FORGE HANDLESET & TRIM SPECIFICATIONS

Solid Forged Brass

Latches	Round corner adjustable latches standard (RCL), square corner (SCL) or drive in (RFL) optional. All latches adjustable between 2-3/8" or 2-3/4" backset.
Strikes	<b>Handle:</b> Standard full lip 1/4" radius corner strike. Others available. (See page 27) <b>Deadbolt:</b> Standard 1-1/8" x 2-3/4" radius corner strike with security backer plate. Others available. (See Page 27)
Cylinder	Solid brass, 5 pin KW1 standard, "C" optional.
Door Prep	1" edge bores, 1"x 2-1/4" latch mortises standard 1" edge bores for RFL option. 2-1/8" cross bores either 2-3/8" or 2-3/4" backset. 5-1/2" hole spacing for thumb latch and deadbolt latch is standard for all handlesets and 1-piece escutcheon interior trims. <b>Minimum</b> 4" hole spacing for thumb latch and deadbolt latch for <b>H1</b> and <b>H5</b> sectional handlesets. <b>Note:</b> only sectional handleset interior trim will fit non-standard latch to latch hole spacing options.
Thickness	Standard door thickness 1-3/4" to 2". <b>Maximum door thickness</b> 2-7/8". Door thickness must be specified when ordering. Handlesets will be configured for correct thickness if non-standard. (See page 27)
Handing	Non-handed designs.
Finishes	<b>BC</b> - Black   <b>FG</b> - French Gold   <b>PS</b> - Polished Stainless   <b>SS</b> - Satin Stainless   <b>TB</b> - Tuscan Bronze

# Montana Forge Interior Trims

## 2-Piece Sectional Interior Trims

Default turnpiece shown.



Shown with K2.



R1

R2

R3

R4

R5

## 1-Piece Escutcheon Interior Trims

Default turnpiece shown.



Shown with K2.

R1

R2

R3

R5

### Ordering Montana Forge Interior Trim Assemblies

- Sectional & 1-piece escutcheon handleset trims are available for all MT Forge handlesets. Sectional trims must be chosen if latch to latch hole spacing is anything other than 5-1/2" (center to center bore).
1. Choose any knob or lever shown on page 9 to match the sectional or escutcheon styles shown above.
  2. When ordering first specify handle (knob or lever), then rose style, function, handing (if lever), and finish. E.g. L1-R1-4810-LH-SS = Lever style 1, rose style mediterranean, sectional interior assembly. For a left hand door, in satin stainless finish.
  3. For Dummy handlesets, active handleset trims are used, and made non-operable via a dummy conversion kit. Dummy conversion kits are available separately found on page 29.

\*\*\***Note:** Round corner latches are standard. Square corners latches or drive-in latches are optional at no upcharge.



# Montana Forge Interior Trim Levers & Knobs

## Lever Interior Trims

Choose from any one the 7 lever styles shown below.



L1



L2



L3



L4



L5



L6



L7

## Knob Interior Trims

Choose from any one the 4 knob styles shown below.



K1



K2



K3



K4

### 2-PIECE SECTIONAL HANDLESET INTERIOR TRIM LIST PRICE

Handle		Rose	Function	Handing	Available Finishes: BC, FG, PS, SS, TB
Lever	L1 - L7	R1, R2, R3, R4, R5	4810	Specify: Left or Right	\$121.50
Knob	K1 - K4	R1, R2, R3, R4, R5	4810	Non-handed	

### 1-PIECE ESCUTCHEON HANDLESET INTERIOR TRIM LIST PRICE

Handle		Rose	Function	Handing	Available Finishes: BC, FG, PS, SS, TB
Lever	L1 - L7	R1, R2, R3, R5	4910	Specify: Left or Right	\$145.50
Knob	K1 - K4	R1, R2, R3, R5	4910	Non-handed	

# Montana Forge Knobs



## MONTANA FORGE KNOB SPECIFICATIONS

Latches	Non-adjustable, 2-3/8" backset, round corner faceplate (RCL) standard. Specify for 2-3/4" backset and square corner (SCL) or drive-in (RFL) no upcharge.
Strikes	Full lip round corner (RCS) standard. Extended full lip and heavy duty available. (See page 27)
Door Prep	1" edge bore, 1"x 2-1/4" latch mortise std. 1" edge bore for RFL. 2-1/8" cross bore either 2-3/8" or 2-3/4" backset.
Door Thickness	Standard thickness range is 1-3/8" to 1-3/4". Maximum door thickness 2-7/8". Door thickness must be specified when ordering. Knob sets will be configured for correct thickness if non-standard. (See page 27)
Handing	All Montana Forge knob sets are non-handed.
Finishes	BC - Black   FG - French Gold   PS - Polished Stainless   SS - Satin Stainless   TB - Tuscan Bronze

Match any of the 4 knob styles with any of the 5 rosette styles below.



K1



K2



K3



K4



R1



R2



R3



R4



R5

## MONTANA FORGE KNOB SET LIST PRICE

Handle		Rose	Function	Description	Available Finishes: BC, FG, PS, SS, TB
Knob	K1, K2 or K3	R1 - R5	4020	Passage	\$114.50
			4031	Privacy	\$114.50
			4095	Full Dummy	\$109.00
			4090	Half Dummy	\$54.50
Knob	K4	R1 - R5	4020	Passage	\$134.50
			4031	Privacy	\$134.50
			4095	Full Dummy	\$127.50
			4090	Half Dummy	\$64.50

### Ordering Montana Forge Knob Sets

- Select your knob style (K1 - K4).
- Select your rosette style (R1 - R5).
- Determine function (passage, privacy, full dummy, or half dummy).
- Select finish (BC-black, FG-french gold, PS-polished stainless, SS-satin stainless, TB-tuscan bronze).
- Select latch and backset. Default is RCL (round corner 2-3/8" backset) unless specified. SCL or RFL and 2-3/4" backset available. (See specifications on page 26 for full options and door preparation)
- Specify door thickness if other than standard thickness range 1-3/8" to 1-3/4". Maximum door thickness 2-7/8". Locksets will be configured for correct thickness if non-standard (\$5.20 list adder).
- Concealed fasteners are standard with all Montana Forge knob sets.
- Example shown above: K4-R1-4020-SS.



K4 with R1

\*\*\***Note:** Round corner latches are standard. Square corners latches or drive-in latches are optional at no upcharge.


# Montana Forge Levers



## MONTANA FORGE LEVER SPECIFICATIONS

Latches	Non-adjustable, 2-3/8" backset, round corner faceplate (RCL) standard. Specify for 2-3/4" backset and square corner (SCL) or drive-in (RFL) no upcharge.
Strikes	Full lip round corner (RCS) standard. Extended full lip and heavy duty available. (See page 27)
Door Prep	1" edge bore, 1"x 2-1/4" latch mortise std. 1" edge bore for RFL. 2-1/8" cross bore either 2-3/8" or 2-3/4" backset.
Door Thickness	Standard thickness range is 1-3/8" to 1-3/4". Maximum door thickness 2-7/8". Door thickness must be specified when ordering. Lever sets will be configured for correct thickness if non-standard. (See page 27)
Handing	All Montana Forge lever sets are reversible except for half dummy function. Specify left or right hand when ordering half dummy lever sets.
Finishes	BC - Black   FG - French Gold   PS - Polished Stainless   SS - Satin Stainless   TB - Tuscan Bronze

Match any of the 7 lever styles with any of the 5 rosette styles below.




## MONTANA FORGE KNOB SET LIST PRICE

Handle		Rose	Function	Description	Handing	Available Finishes: BC, FG, PS, SS, TB
Lever	L1 - L7	R1 - R5	4220	Passage	Reversible	\$114.50
			4231	Privacy		\$114.50
			4295	Full Dummy		\$109.00
			4290	Half Dummy	Specify	\$54.50

### Ordering Montana Forge Lever Sets

1. Select your lever style (L1 - L7).
2. Select your rosette style (R1 - R5).
3. Determine function (passage, privacy, full dummy, or half dummy).
4. Determine handing if selecting half dummy function.
5. Select finish (BC - black, FG - french gold, PS - polished stainless, SS - satin stainless, TB - tuscan bronze).
6. Select latch and backset. Default is RCL (round corner 2-3/8" backset) unless specified. SCL or RFL and 2-3/4" backset available. (See specifications on page 26 for full options and door preparation). Note: RCL and SCL are 28 degree rotation latches. RFL is 45 degree rotation.
7. Specify door thickness if other than standard thickness range 1-3/8" to 1-3/4". Maximum door thickness 2-7/8". Lever sets will be configured for correct thickness if non-standard. (See page 27)
8. Concealed fasteners are standard with all Montana Forge lever sets.
9. Example shown above: L7-R2-4020-SS.




L7 with R2


\*\*\***Note:** Round corner latches are standard. Square corners latches or drive-in latches are optional at no upcharge.

# Montana Forge Deadbolts



## MONTANA FORGE DEADBOLT SPECIFICATIONS

Latches	Round corner (RCL) adjustable latches standard. Square corner (SCL) or drive in (RFL) optional. All latches adjustable between 2-3/8" or 2-3/4" backset.
Strikes	2-3/4" x 1-1/8" round corner (RCS) with security backer plate standard. Others available. (See page 27)
Cylinders	Solid brass, 5 pin KW1 standard. Schlage "C" optional.
Door Prep	1" edge bore, 1"x 2-1/4" latch mortise standard. 1" edge bore for RFL. 2-1/8" cross bore either 2-3/8" or 2-3/4" backset.
Door Thickness	Standard thickness range is 1-3/4" to 2". Maximum door thickness 2-7/8". Door thickness must be specified when ordering. Locksets will be configured for correct thickness if non-standard (see pages 27). NOTE: For 1-3/8" interior doors a trim ring kit is required: Part # PM-LPP34 (must specify finish).
ADA 	ADA compliant.
Finishes	BC - Black   FG - French Gold   PS - Polished Stainless   SS - Satin Stainless   TB - Tuscan Bronze



## MONTANA FORGE DEADBOLTS

Deadbolt	Function	Description	Available Finishes: BC, FG, PS, SS, TB
D1	4410	Single cylinder	\$74.00
	4420	Double cylinder	\$90.00
D2	4410	Single cylinder	\$80.00
	4420	Double cylinder	\$96.00
D3	4410	Single cylinder	\$84.00
	4420	Double cylinder	\$101.50
D4	4410	Single cylinder	\$80.00
	4420	Double cylinder	\$96.00
D5	4410	Single cylinder	\$84.00
	4420	Double cylinder	\$101.50

# Montana Forge Deadbolt Passage Combinations

*Shown with K2.*



DR1



DR2



DR3




DR5



# Montana Forge Deadbolt Passage Combinations

## Passage Levers for Deadbolt Combinations

Choose from any one the 7 lever styles shown below.



## Passage Knobs for Deadbolt Combinations

Choose from any one the 4 knob styles shown below.



## DEADBOLT PASSAGE COMBINATION LOCKSETS

Handle		Deadbolt & Rose	Function	Handing	Available Finishes: BC, FG, PS, SS, TB
Lever	L1 - L7	DR1, DR2, DR3, or DR5	4710	Non-handed	\$232.50
Knob	K1 - K4	DR1, DR2, DR3, or DR5	4710		

### Ordering Montana Forge Deadbolt Passage Combinations

- Deadbolt passage combination locksets feature a 1-piece decorative escutcheon on 5-1/2" hole spacing for the interior, paired with any choice of handle and keyed deadbolt on the exterior. **The knobs and levers are passage function only.**
1. Choose any knob or lever shown to match the rosette and deadbolt styles shown on pages 16-17.
  2. For doors thicker than 1-3/4" see pages 25 & 26 for thick door kit information.
  3. Select your rosette style (DR1 - DR5).
  4. When ordering specify handle, deadbolt/rose style, function, and finish. E.g. L1-DR1-4710-SS = Lever style 1, rose style DR1, deadbolt/passage combo, satin stainless finish.
- \*\*\*Note:** Round corner latches are standard. Square corners latches or drive-in latches are optional at no upcharge.






# Montana Forge Bath Accessories








## *Ordering Montana Forge Bath Accessories*

- Montana Forge Bath Accessories are categorized by series and ordered by the rosette design (as designated by R1, R2, R3, R4 or R5).
- All bath accessories come complete with mounting plate and fasteners for mounting into wall studs or drywall.
- Tools required are an Allen Key (included) and a Phillips screwdriver (not included).
- All bath accessories are individually packaged. Minimum order quantity is one (1).
- Finishes: **BC** - Black, **FG** - French Gold, **PS** - Polished Stainless, **SS** - Satin Stainless, **TB** - Tuscan Bronze




# Mediterranean Bath Accessories

Item	SKU	Finish	List Price
<p>Single Towel Bar - 18"</p> 	BTH-TBAR18-R1	BC, FG, PS, SS, TB	\$91.00
<p>24"</p> 	BTH-TBAR24-R1	BC, FG, PS, SS, TB	\$95.00
<p>6-3/4" Towel Ring</p> 	BTH-TRING-R1	BC, FG, PS, SS, TB	\$54.50
<p>Double Robe Hook</p> 	BTH-ROBE-R1	BC, FG, PS, SS, TB	\$32.50
<p>Euro Tissue Holder</p> 	BTH-TISSUE-R1	BC, FG, PS, SS, TB	\$52.50






# Craftsman Bath Accessories

Item	SKU	Finish	List Price
<p>Single Towel Bar - 18"</p> 	BTH-TBAR18-R2	BC, FG, PS, SS, TB	\$93.00
<p>24"</p> 	BTH-TBAR24-R2	BC, FG, PS, SS, TB	\$97.00
<p>6-3/4" Towel Ring</p> 	BTH-TRING-R2	BC, FG, PS, SS, TB	\$62.50
<p>Double Robe Hook</p> 	BTH-ROBE-R2	BC, FG, PS, SS, TB	\$36.00
<p>Euro Tissue Holder</p> 	BTH-TISSUE-R2	BC, FG, PS, SS, TB	\$52.50

# Traditional Bath Accessories

Item	SKU	Finish	List Price
<p>Single Towel Bar - 18"</p> 	BTH-TBAR18-R3	BC, FG, PS, SS, TB	\$93.00
<p>24"</p> 	BTH-TBAR24-R3	BC, FG, PS, SS, TB	\$97.00
<p>6-3/4" Towel Ring</p> 	BTH-TRING-R3	BC, FG, PS, SS, TB	\$62.50
<p>Double Robe Hook</p> 	BTH-ROBE-R3	BC, FG, PS, SS, TB	\$36.00
<p>Euro Tissue Holder</p> 	BTH-TISSUE-R3	BC, FG, PS, SS, TB	\$52.50

# Contemporary Bath Accessories





Item	SKU	Finish	List Price
<p>Single Towel Bar - 18"</p>  <p><i>Shown with R4.</i></p>	<p>BTH-TBAR18- R4 or R5</p>	<p>BC, FG, PS, SS, TB</p>	<p>\$93.00</p>
<p>24"</p>  <p><i>Shown with R5.</i></p>	<p>BTH-TBAR24- R4 or R5</p>	<p>BC, FG, PS, SS, TB</p>	<p>\$97.00</p>
<p>6-3/4" Towel Ring</p>  <p><i>Shown with R4.</i>      <i>Shown with R5.</i></p>	<p>BTH-TRING- R4 or R5</p>	<p>BC, FG, PS, SS, TB</p>	<p>\$62.50</p>
<p>Double Robe Hook</p>  <p><i>Shown with R4.</i>      <i>Shown with R5.</i></p>	<p>BTH-ROBE- R4 or R5</p>	<p>BC, FG, PS, SS, TB</p>	<p>\$36.00</p>
<p>Euro Tissue Holder</p>  <p><i>Shown with R4.</i></p>	<p>BTH-TISSUE- R4 or R5</p>	<p>BC, FG, PS, SS, TB</p>	<p>\$52.50</p>

Note: Contemporary bath accessories are available with round (R4) or square (R5) rosettes. Please specify when ordering.






# Montana Forge Rosette Plates

## 1-PIECE ESCUTCHEON TRIM PLATES













*Shown with K2 & turn-piece (sold separately).*

					
<b>PM-E1ESC</b>	<b>PM-E2ESC</b>	<b>PM-E3ESC</b>	<b>PM-E4ESC</b>	<b>PM-LPP10-K</b>	<b>PM-COMBOPLT-K</b>
BC, FG, PS, SS, TB	BC, FG, PS, SS, TB	BC, FG, PS, SS, TB	BC, FG, PS, SS, TB	<b>PM-LPP10-L</b>	<b>PM-COMBOPLT-L</b>
Mediterranean 1-piece interior escutcheon trim plate.	Craftsman 1-piece interior escutcheon trim plate.	Traditional 1-piece interior escutcheon trim plate.	Contemporary 1-piece interior escutcheon trim plate.	1-Piece escutcheon handleset trim mounting plate. Includes fasteners	1-Piece escutcheon Deadbolt Passage Combo mounting plate. Includes fasteners.
\$38.00	\$38.00	\$39.00	\$39.00	\$17.00	\$17.00

## KNOB & LEVER ROSETTES

				
<b>PM-R1PASS (Passage)</b> <b>PM-R1PRIV (Privacy)</b>	<b>PM-R2PASS (Passage)</b> <b>PM-R2PRIV (Privacy)</b>	<b>PM-R3PASS (Passage)</b> <b>PM-R3PRIV (Privacy)</b>	<b>PM-R4PASS (Passage)</b> <b>PM-R4PRIV (Privacy)</b>	<b>PM-R5PASS (Passage)</b> <b>PM-R5PRIV (Privacy)</b>
BC, FG, PS, SS, TB	BC, FG, PS, SS, TB	BC, FG, PS, SS, TB	BC, FG, PS, SS, TB	BC, FG, PS, SS, TB
Mediterranean Style	Craftsman Style	Traditional Style	Contemporary Style	Contemporary Style

# Montana Forge Lever & Knob Handles

	SKU	Description	Finish	List
	PM-LPP03	Knob or lever chassis, must specify knob or lever.	-	\$17.00
	PM-L1 Specify Handing	Lever #1, specify handing. Note: Must specify 1 each of both left and right if ordering for full passage, privacy or full dummy set.	BC, FG, PS, SS, TB	\$18.50
	PM-L2 Specify Handing	Lever #2, specify handing.	BC, FG, PS, SS, TB	\$18.50
	PM-L3 Specify Handing	Lever #3, specify handing.	BC, FG, PS, SS, TB	\$18.50
	PM-L4 Specify Handing	Lever #4, specify handing.	BC, FG, PS, SS, TB	\$18.50
	PM-L5 Specify Handing	Lever #5, specify handing.	BC, FG, PS, SS, TB	\$18.50
	PM-L6 Specify Handing	Lever #6, specify handing.	BC, FG, PS, SS, TB	\$18.50
	PM-L7 Specify Handing	Lever #7, specify handing.	BC, FG, PS, SS, TB	\$18.50
	PM-K1	Knob #1, non-handed design.	BC, FG, PS, SS, TB	\$18.50
	PM-K2	Knob #2, non-handed design.	BC, FG, PS, SS, TB	\$18.50
	PM-K3	Knob #3, non-handed design.	BC, FG, PS, SS, TB	\$18.50
	PM-K4	Knob #4, non-handed design.	BC, FG, PS, SS, TB	\$25.50



# Montana Forge Keying Services

Cylinder Keying Services	SKU	List Price
Keyed Alike (KA)	PM-KA001	\$3.00/cylinder
Builder Keying (BK)	PM-BK001	\$6.00/cylinder
Master Keying (MK)	PM-MK001	\$6.00/cylinder
Builder-Master Keying (BMK)	PM-BMK001	\$8.00/cylinder
Grand-Master Keying (GMK)	PM-GMK-001	\$8.00/cylinder
Maison Keying (MAIS)	PM-MAIS	\$9.00/cylinder

## Keying Definitions

**Keyed Alike:** Locksets that are keyed to an ordered specified bitting number or keyed in groups. Order by specifying key bitting number or KA next to locksets you wish keyed alike.



**Builder Keying:** Facilitates keying alike to specified builder key used during the construction phase of the project. A permanent change key is also provided with the lockset. Once the change key is inserted and turned, using the lost ball system, the builder key is no longer usable. Order by specifying BK and any specific BK# next to the lockset.


**Master Keying:** Facilitates keying multiple locksets that may be keyed alike or keyed different that can all be opened by one “Master Key”. Order by specifying MK and any specific MK# next to locksets.

**Builder Master Keying:** Combining a builder key into a master keyed system. Order by specifying BMK and any specific BK# and MK# next to the lockset.


**Grand-Master Keying:** Two or more separate master key systems that are both opened by a Grand Master Key. Order by specifying GMK and any MK# and GMK# next to lockset.

**Maison Keying:** Facilitates multiple change keys to operate one lockset. Order by specifying “Mais” next to lockset.

Cylinder	Replacement Cylinder	SKU	Keyway	Finish	List
	Deadbolt/Handleset Single Cylinder	PM-CYL-HS	KW1 (std)	BC, FG, PS, SS, TB	\$36.00
	Deadbolt Double Cylinder	PM-DBLCYLKW	KW1 (std)		\$72.00
	Deadbolt/Handleset Single Cylinder	PM-CYL-HS-C	Schlage C		\$36.00
	Deadbolt Double Cylinder	PM-DBLCYLSC	Schlage C		\$72.00
	Cylinder Trim Ring. Adapts Deadbolts for 1-3/8” door thickness. Includes mounting plate.	PM-LPP34	-		\$12.00


Key Blank	Description	SKU	Keyway	Finish	List
	MT Forge Key Blank	PM-KB01	KW1 (std)	Nickel Plated	\$2.50
	MT Forge Key Blank	PM-KB01-C	Schlage C		


# Montana Forge Latches

Standard Latch	Description	SKU	Backset	Finish	List
	28 Degree latch 2-3/8" - Passage	PM-LATCH-PL-28RCL8	2-3/8"	BC, FG, PS, SS	\$17.00
	28 Degree latch 2-3/4" - Passage	PM-LATCH-PL-28RCL4	2-3/4"		\$17.00
	28 Degree latch 2-3/8" - Privacy	PM-LATCH-RL- 28RCL8	2-3/8"		\$17.00
	28 Degree latch 2-3/4" - Privacy	PM-LATCH-RL- 28RCL4	2-3/4"		\$17.00


*Note: Specify SCL for square corner faceplate.*

*Note: Specify black (BC) when needing Tuscan Bronze (TB) latches.*









Drive-In Latch	Description	SKU	Backset	Finish	List
	45 Degree latch 2-3/8" - Passage	PM-LATCH-PL-28RCL8	2-3/8"	SS	\$21.00
	45 Degree latch 2-3/4" - Passage	PM-LATCH-PL-28RCL4	2-3/4"		\$21.00
	45 Degree latch 2-3/8" - Privacy	PM-LATCH-RL- 28RCL8	2-3/8"		\$21.00
	45 Degree latch 2-3/4" - Privacy	PM-LATCH-RL- 28RCL4	2-3/4"		\$21.00

Handleset Latch	Description	SKU	Faceplate	Finish	List
	45 Degree round corner adjustable latch	PM-LATCH-HS-RCL	RCL	BC, FG, PS, SS	\$11.00
	45 Degree square corner adjustable latch	PM-LATCH-HS-SCL	SCL	BC, FG, PS, SS	\$11.00
	45 Degree drive-in adjustable latch	PM-LATCH-HSRFL	RFL	SS	\$11.00

*Note: Specify black (BC) when needing Tuscan Bronze (TB) latches.*

Deadbolt Latch	Description	SKU	Faceplate	Finish	List
	Round corner adjustable deadbolt latch	PM-LATCH-HS-RCL	RCL	BC, FG, PS, SS	\$12.50
	Square corner adjustable deadbolt latch	PM-LATCH-HS-SCL	SCL	BC, FG, PS, SS	\$12.50
	Drive-in adjustable deadbolt latch	PM-LATCH-HSRFL	RFL	SS	\$12.50






*Note: Specify black (BC) when needing Tuscan Bronze (TB) latches.*





Standard Radius Corner Latchbolt Strikes		Optional Square Corner Latchbolt Strikes	
	<b>PM-STRIKE-RCLS06</b> Default round corner 2-1/4" full lip strike. \$7.00 list. <i>Specify BC, FG, PS, or SS</i>		<b>PM-STRIKE-SCLS06</b> Optional square corner 2-1/4" full lip strike. \$4.00 list. <i>Specify BC, FG, PS, or SS</i>
	<b>PM-STRIKE-LS06E</b> Optional round corner extended 2-1/4" full lip strike. \$10.50 list. <i>Specify BC, FG, PS, or SS</i>		<b>PM-STRIKE-LS12</b> Optional square corner 2-3/4" T-strike. \$7.00 list. <i>Specify BC, FG, PS, or SS</i>
Standard Deadbolt Strike & Backer Plate		Optional Deadbolt Strike	
	<b>PM-STRIKE-DB-RC</b> Default round corner strike faceplate 2-3/4" x 1-1/8". (use with backer plate) Included with deadbolt - \$4.00 list. <i>Specify BC, FG, PS, or SS</i>		<b>PM-STRIKE-DB-SC</b> Optional square corner strike faceplate 2-3/4" x 1-1/8" \$4.00 list. <i>Specify BC, FG, PS, or SS</i>
	<b>PM-STRIKE-DB-BACKER-PLATE</b> 2-3/4" x 1-1/8" Default Reinforcing plate. Included with deadbolt. \$4.00 list.		<b>PM-STRIKE-LS12</b> Optional square corner 2-3/4" T-strike. \$7.00 list. <i>Specify BC, FG, PS, or SS</i>

Note: Specify black (BC) when needing Tuscan Bronze (TB) latches.


Montana Forge Thick Door Kits (1-7/8 - 2-7/8")			
SKU	Description	Finish	List
PM-THICKLVR 1-7/8 TO 2-3/8	Thick door kit - Knob & Lever 1-7/8" to 2-3/8" door thickness (47mm to 60mm).	-	\$7.00
PM-THICKLVR 2-3/8 TO 2-7/8	Thick door kit - Knob & Lever 2-3/8" to 2-7/8" door thickness (60mm to 73mm).	-	\$7.00
PM-THICKDB 2-1/16 TO 2-5/16	Thick door kit - Deadbolt 2-1/16" to 2-5/16" door thickness (52mm to 59mm).	-	\$4.00
PM-THICKDB 2-5/16 TO 2-9/16	Thick door kit - Deadbolt 2-5/16" to 2-9/16" door thickness (59mm to 66mm).	-	\$4.00
PM-THICKDB 2-9/16 TO 2-7/8	Thick door kit - Deadbolt 2-9/16" to 2-7/8" door thickness (66mm to 73mm).	-	\$4.00
PM-THICKHS 2-1/16 TO 2-5/16	Thick door kit - Handleset 2-1/16" to 2-5/16" door thickness (52mm to 59mm).	-	\$10.00
PM-THICKHS 2-1/16 TO 2-9/16	Thick door kit - Handleset 2-5/16" to 2-9/16" door thickness (59mm to 66mm).	-	\$10.00
PM-THICKHS 2-9/16 TO 2-7/8	Thick door kit - Handleset 2-9/16" to 2-7/8" door thickness (66mm to 73mm).	-	\$10.00

# Montana Forge Deadbolt Rosettes & Parts

				
<b>PM-D1ROSE</b>	<b>PM-D2ROSE</b>	<b>PM-D3ROSE</b>	<b>PM-D4ROSE</b>	<b>PM-D5ROSE</b>
BC, FG, PS, SS, TB	BC, FG, PS, SS, TB	BC, FG, PS, SS, TB	BC, FG, PS, SS, TB	BC, FG, PS, SS, TB
Mediterranean Style	Craftsman Style	Traditional Style	Contemporary Style	Contemporary Style
<i>Note: Turnpiece not included and sold separately.</i>				
\$10.00	\$15.00	\$12.50	\$10.00	\$12.50

	SKU	Description	Finish	List
	<b>PM-DBTP-COL</b>	Mediterranean style deadbolt turn-piece.	BC, FG, PS, SS, TB	\$7.00
	<b>PM-DBTP-CONT</b>	Contemporary style deadbolt turn-piece.	BC, FG, PS, SS, TB	\$7.00
	<b>PM-LPP07K</b> <b>PM-LPP07L</b>	Sectional handleset mounting plates & assembly screws (includes mounting plate for knob or lever and deadbolt). <i>*** Must specify knob or lever when ordering.</i>	-	\$17.00
	<b>PC-PCRT</b>	Deadbolt plug cap removal tool.	-	\$4.50

## TEMP LOCKS

	SKU	Description	Qty	List
	<b>PC-TLUNIV</b>	Kwikset Temporary Lock	20	\$11.00
	<b>PC-TEMPLOCK-C</b>	Schlage Temporary Lock	20	\$11.00
<ul style="list-style-type: none"> <li>• Configured with round corner latch &amp; full lip strike.</li> <li>• Keyed to accept any combination of 6 &amp; 7 cut keys.</li> </ul>				

# Montana Forge Loose Parts Packs

SKU	Description	Finish	List
<b>PM-LPP01</b>	Parts pack - round corner strikes, screws, privacy stem and tool for active knobs and levers.	BC, FG, PS, SS	\$7.00
<b>PM-LPP02</b>	Parts pack - Threaded collar assembly for knobs and levers. (includes tightening tool & washer).	SS, BC	\$4.50
<b>PM-LPP03</b>	Parts pack - Active passage and privacy chassis assembly. Specify knob or lever.	-	\$17.00
<b>MP-LPP04</b>	Parts pack - half dummy chassis assembly.	-	\$8.50
<b>PM-LPP05</b>	Parts pack - round corner strikes for handleset interior trims.	BC, FG, PS, SS	\$11.50
<b>PM-LPP06</b>	Parts pack - handleset threaded brass beauty cap, washer and thru-bolt.	BC, FG, PS, SS	\$4.50
<b>PM-LPP07</b>	Parts pack - sectional handleset mounting plates & fasteners assembly. Specify knob or lever.	-	\$17.00
<b>PM-LPP08</b>	Parts pack - Threaded collar assembly for half dummy knobs & levers. Two required for full dummies (includes tightening tool and washer).	BC, SS	\$4.50
<b>PM-LPP09</b>	Parts pack - Threaded collar assembly for 2-piece and 1-piece handleset trims (includes both collared washers, tightening tool, and nylon washer).	BC, SS	\$7.00
<b>PM-LPP10</b>	Parts pack - 1-Piece escutcheon handleset trim mounting plates and fasteners assembly. Specify knob or lever.	-	\$17.00
<b>PM-LPP16</b>	Threaded collar (small) for deadbolts.	BC, SS	\$1.25
<b>PM-LPP23</b>	Handleset dummy conversion kit - Standard door thickness 1-3/4" to 2" (44mm to 51mm).	BC, FG, PS, SS	\$15.00
<b>PM-LPP24</b>	Handleset dummy conversion kit - Thick door 2-1/16" to 2-5/16" (52mm to 59mm).	BC, FG, PS, SS	\$17.00
<b>PM-LPP25</b>	Handleset dummy conversion kit - Thick door 2-5/16" to 2-9/16" (59mm to 66mm).	BC, FG, PS, SS	\$17.00
<b>PM-LPP26</b>	Handleset dummy conversion kit - Thick door 2-9/16" to 2-7/8" (66mm to 73mm).	BC, FG, PS, SS	\$18.50
<b>PM-LPP27</b>	Thick door kit - Double cylinder deadbolt 2-1/16" to 2-5/16" door thickness (52mm to 59mm).	BC, FG, SS	\$7.00
<b>PM-LPP28</b>	Thick door kit - Double cylinder deadbolt 2-5/16" to 2-9/16" door thickness (59mm to 66mm).	BC, FG, SS	\$7.00
<b>PM-LPP29</b>	Thick door kit - Double cylinder deadbolt 2-9/16" to 2-7/8" door thickness (66mm to 73mm).	BC, FG, SS	\$7.00
<b>PM-LPP30</b>	Threaded collar (small) for deadbolts plus washer.	BC, SS	\$4.50
<b>PM-LPP34</b>	Cylinder trim ring for installation of deadbolts on 1-3/8" doors.	BC, FG, PS, SS	\$12.00
<b>PM-Spindle01</b>	Standard knob and lever spindle.	-	\$4.50
<b>PM-Spindle02</b>	Standard handleset spindle.	-	\$4.50
<b>PM-Spindle04</b>	Handleset spindle, if using Copper Creek interior trim with Montana Forge handleset.	-	\$4.50





