



**HOSHIZAKI**

- > **IM-100NE**
- > **IM-100NE-21**
- > **IM-100NE-23**

daily ice production capacity of up to 98kg



Cube ice is perfectly symmetrical and leaves a good impression with its hard, crystal clear quality that melts very slowly; allowing customers to enjoy their favourite drink longer. The IM series allows more flexibility of application with each range offering ice in variable sizes alongside a design for uncomplicated usage from start to finish.



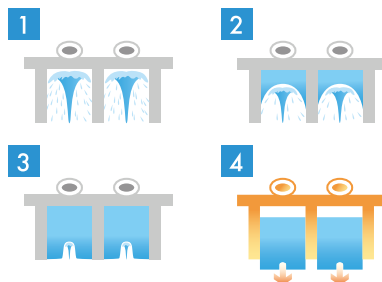
> **IM-100NE**

CUBE ICE MAKER SERIES

## FEATURES

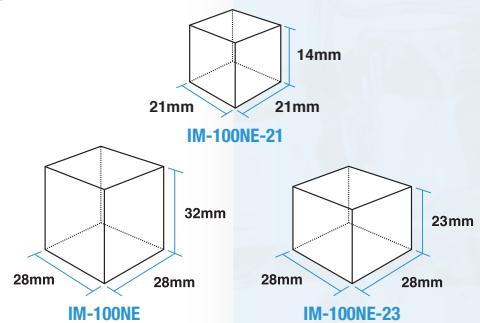
- > smart computer board technology
- > slide-in air filter for easy cleaning
- > stainless steel exterior

## UNIQUE ICE PRODUCTION SYSTEM FOR ICE CUBE

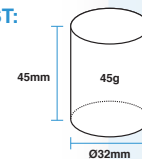


## ICE TYPE & SIZE

### CUBE



### UPON REQUEST:

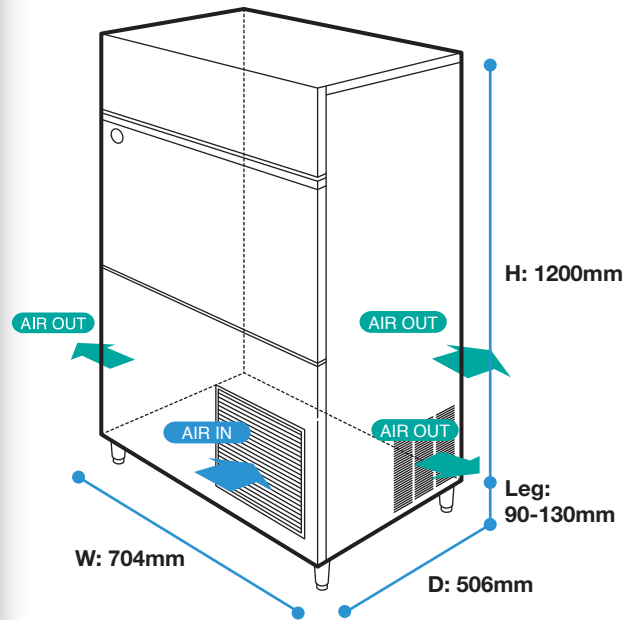


Cylinder ice model is available. (Model - **IM-100LE-C**).

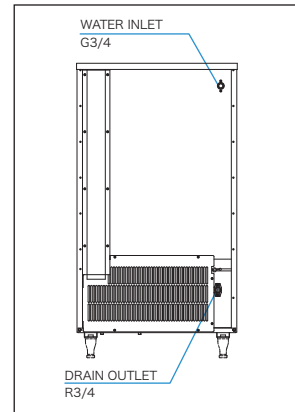


# DIMENSIONS & SPECIFICATION

## CUBE ICE MAKER AIR SYSTEM



## BACK VIEW



MODEL NAME		IM-100NE	IM-100NE-21	IM-100NE-23
ICE DIMENSIONS (MM) (W x D x H)		28 x 28 x 32	21 x 21 x 14	28 x 28 x 23
DIMENSIONS (MM) (W x D x H)		Body : 704 x 506 x 1200 / Leg Height : 90-130 mm		
PACKED DIMENSIONS (MM) (W x D x H)		830 x 620 x 1395		
WEIGHT (NETT/GROSS)		76 KG / 84 KG		
AMPERAGE / STARTING AMPERAGE		4.1A / 19A		
ELECTRICAL CONSUMPTION		630 W		
REFRIGERANT CHARGE		R134a		
HEAT REJECTION (AT32°C/WT21°C)		1180 W (1015 kcal/h)		
ICE PRODUCTION PER 24H (15MM)	(AT10°C/WT10°C)	95 KG	98 KG	79 KG
	(AT21°C/WT15°C)	93 KG	95 KG	77 KG
	(AT32°C/WT21°C)	84 KG	87 KG	70 KG
WATER CONSUMPTION PER 24H (AT21°C/WT15°C)		0.21 m <sup>3</sup> 4.5L / 1KG ICE	0.33 m <sup>3</sup> 6.8L / 1KG ICE	0.24 m <sup>3</sup> 5.6L / 1KG ICE
ICE PRODUCTION (AT21°C/WT15°C)	FREEZE CYCLE TIME	28 MIN	16 MIN	23 MIN
	PER CYCLE	1.8 KG / 80 PCS	1.15 KG / 190 PCS	1.3 KG / 80 PCS
STORAGE CAPACITY		50 KG		

• **WARRANTY:**  
Two years parts & labour for entire unit, 3<sup>rd</sup> year on compressor only. Excluding door & exterior damages

• **OPERATING CONDITIONS:** • Voltage Range: 198V-254V • Ambient Temperature: 1°-40°C  
• Water Supply: 5°-35°C / 0.07-0.8 Mpa / 7.25-116 PSI • AC Supply Voltage: 1/220-240V / 50 Hz  
\*60Hz units are available upon request