

Self Contained Ice Machine up to 39 Kg



Features

- Produces individual Gourmet crystal clear supercubes
- Up to 39 kg (86 lbs) daily ice cubes production
- Up to 19 kg (42 lbs) ice storage capacity
- Resistant stainless steel exterior
- Simple and reliable electromechanic controls
- Front panel in & out airflow (air-cooled model only) for built-in installation
- Front access condenser air filter, removable and washable (air cooled version only)
- Easily accessible front panel mount ON-OFF Switch
- Routine Maintenance visible alarm light on front panel
- Ergonomically designed ice-storage access, with disappearing door
- Door-closing movement dampening system
- Vapor-based microbial control system pouch in ice-storage area
- Water system protected by patented anti-scale system
- Optional PWD System for remote water drain (easy-fit installation)
- AgION antimicrobial agent embedded in moulded plastics parts
- CFC-free R-134a Refrigerant
- 3 years manufacturer warranty

Routine Maintenance Alarm



Front ON-OFF Switch

Storage bin antibacterial pouch & holder



Spray bar quick disconnect




Proximity condenser air filter



Patented anti-Scale system



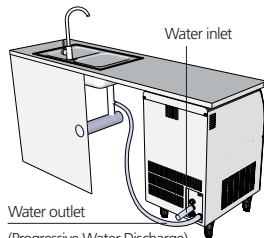
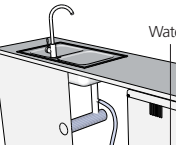
Easy bin access



Available as optional KITLEGSEXT000



Hygienic scoop holder



Water outlet
(Progressive Water Discharge)



WATER DISCHARGE up to 15 mt away and 1.7 mt high with PWD

EC 86 Technologies



Model	Compressor	10°: 10°C			21°: 15°C			Dimensions (mm)
		[kg]	[lbs]	N° ^{24h}	[kg]	[lbs]	N° ^{24h}	
ECS 86 AS	+	38	84	4750	35,5	78	4430	[WxDxH mm] 530x600x795/915
ECM 86 AS	-	38	84	1990	35	77	1750	[WxDxH inches] 20"x23"x31"/36"
ECM 86 WS	-	39	86	1950	35	77	1750	
ECL 86 AS	-	36	80	923	33	73	846	

*Estimate number of small, medium or large size gourmet cubes.
Standard legs 120 mm high included.

Small Gourmet
8 g



Ø 21 x H 25 mm

Medium Gourmet
20 g



Ø 29 x H 34 mm

Large Gourmet
39 g



Ø 38 x H 41 mm

This product qualifies for the following listings:



3 Years Warranty

Subject to certain limitations and exclusions

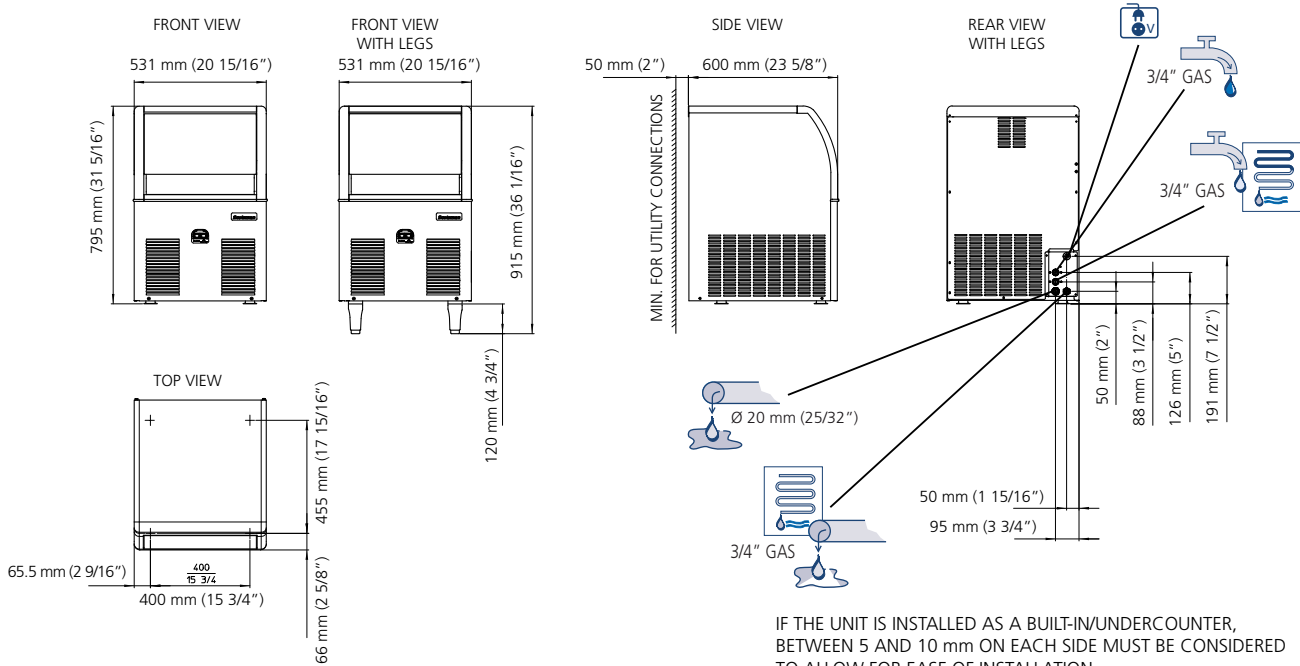
Certified ISO 9001:2000

www.scotsman-ice.it
www.scotsman-ice.com
www.scotsman-ice-on-tablet.com

Models and specifications are subject to change without notice.

Other models in this range:
EC 46 - EC 56 - EC 106 - EC 126
EC 206 - EC 176 - EC 226

Self Contained Ice Machine up to 39 Kg



EC 86 AIR COOLED

°C / °F	50° / 10°		60° / 15°		70° / 21°		90° / 32°		kg / lbs
	10°	50°	15°	60°	21°	70°	32°	90°	
10°	38	84	36.5	80	35	77	32	70	kg / lbs
21°	36.5	80	35	77	33.5	74	30.5	67	kg / lbs
32°	33.5	73	32	70	30.5	67	27.5	60	kg / lbs
38°	30.5	67	29	64	27.5	60	24.5	54	kg / lbs
100	67	64	60	54	54	54	54	54	kg / lbs

EC 86 WATER COOLED

°C / °F	50° / 10°		60° / 15°		70° / 21°		90° / 32°		kg / lbs
	10°	50°	15°	60°	21°	70°	32°	90°	
10°	39	86	38	84	37	82	35	77	kg / lbs
21°	36	79	35	77	34	75	32	70	kg / lbs
32°	34	75	33	73	32	70	30	66	kg / lbs
38°	33.5	74	32.5	72	31.5	69	29.5	65	kg / lbs
100	74	72	69	65	65	65	65	65	kg / lbs

Minimum	Maximum
10°C (50°F)	40°C (104°F)
5°C (41°F)	35°C (95°F)
-10%	+10%
1 BAR 14 psi	5 BAR 70 psi

Model	Compressor	Capacity [Btu/h] [W]	Ice Output [kgmm ²]	Power [W]	FUSE	Energy [kWh] - 100 Kg	Water [l/h]	Ice [kg/h]	Weight [kg] [lbs]	Dimensions [kg] [lbs]
ECS 86 AS	Compressor	4800 1200	1,5	480	10	31	5.8	1.5	46 101	53 117
ECM 86 AS	Compressor	4800 1200	1,5	480	10	31	6	1.6	46 101	53 117
ECM 86 WS	Water Cooled	4800 1200	1,5	480	10	28	42.5	11.2	46 101	53 117
ECL 86 AS	Compressor	4800 1200	1,5	480	10	31	4.4	1.2	46 101	53 117