

Streaming of MQA content from Tidal requires a **Tidal HiFi subscription**. If you don't already have a Tidal HiFi subscription, you'll need to begin one either in-app or via [tidal.com](https://tidal.com). Your Tidal login and password will be required to sign into the Tidal MacOS app. (MQA playback requires use of the Tidal MacOS app. Logging in to Tidal in a browser for playback doesn't support MQA either, so download the app.)

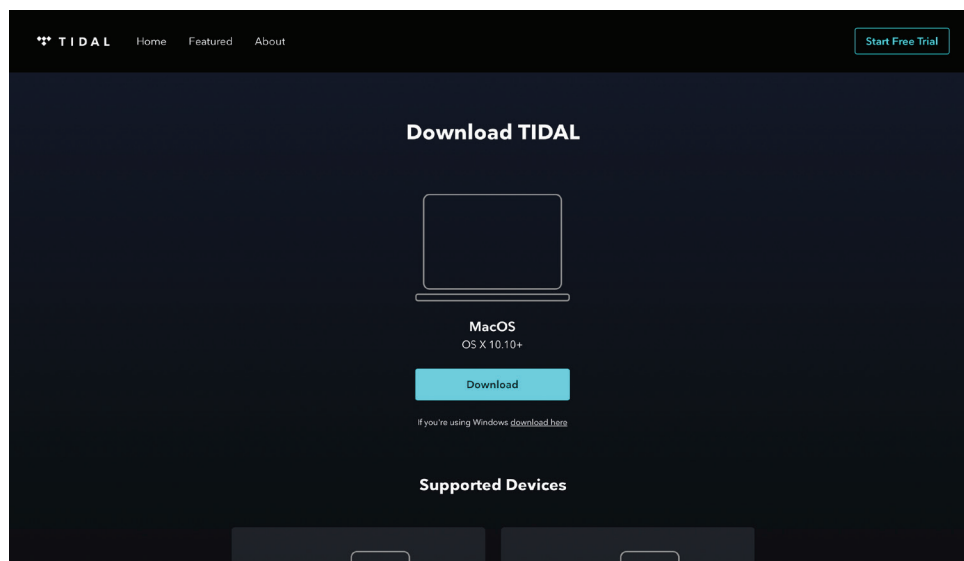
Connecting your BOLT to your Mac may require an adapter if your Mac doesn't have USB-C ports: a USB-C female to USB-A male adapter.

## CONNECTION INSTRUCTIONS

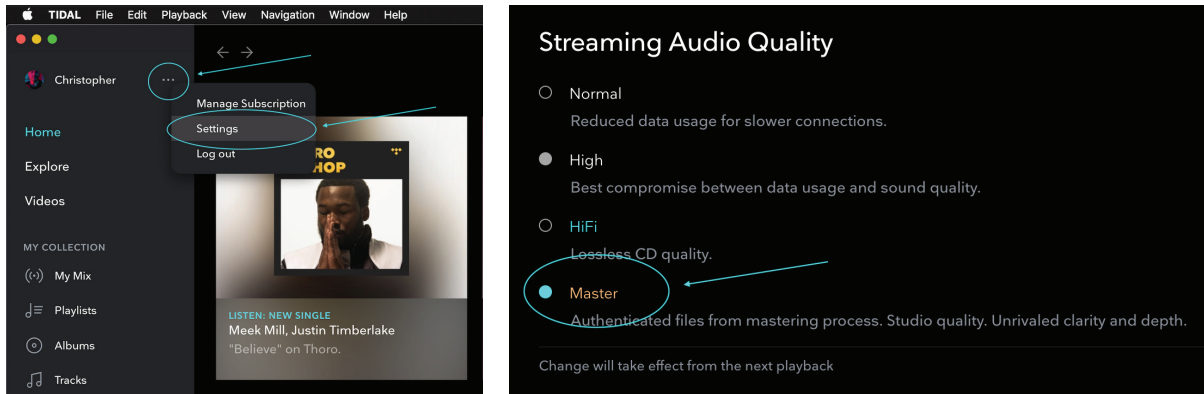
1. Open your durable soft sided carrying case and remove your new BOLT Cable.
2. If needed, insert the USB-C female to USB-A male adapter in your Mac's USB-A ports.
3. Insert your 3.5mm headphone connection to the MQA Adapter, and insert the BOLT DAC/AMP into one of the Mac's USB-C ports (or inserted adapter.)  
*(The BOLT will not be recognized by your Mac without headphones connected.)*
4. The LED on the BOLT will light red, indicating power is being supplied to the BOLT.

## OPERATION INSTRUCTIONS

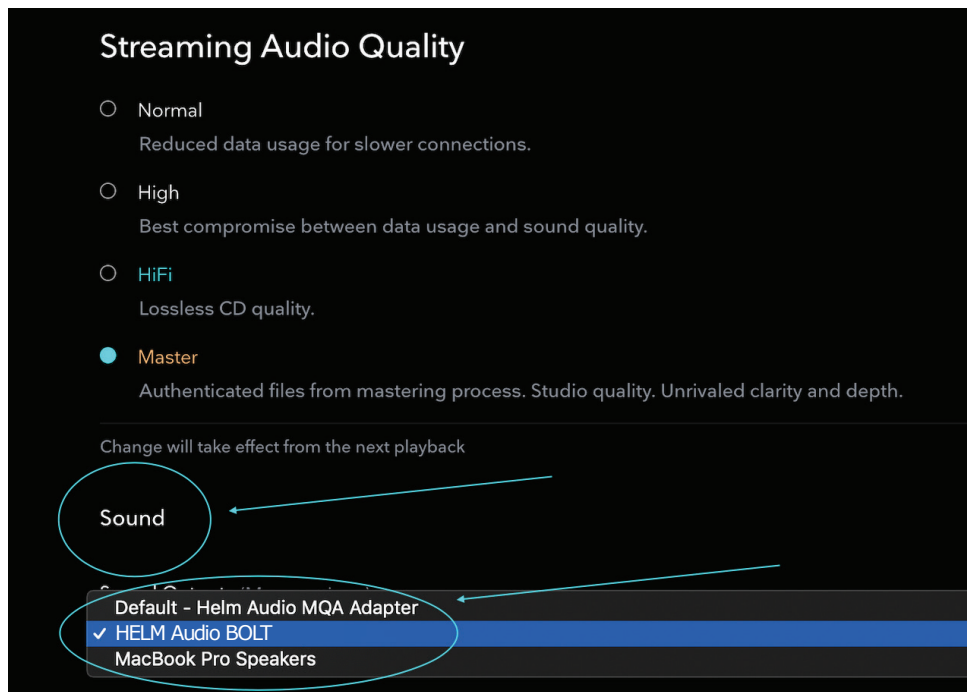
1. If you haven't already, download the Tidal MacOS app from <https://offer.tidal.com/> download and complete the steps to login to your Tidal HiFi account.



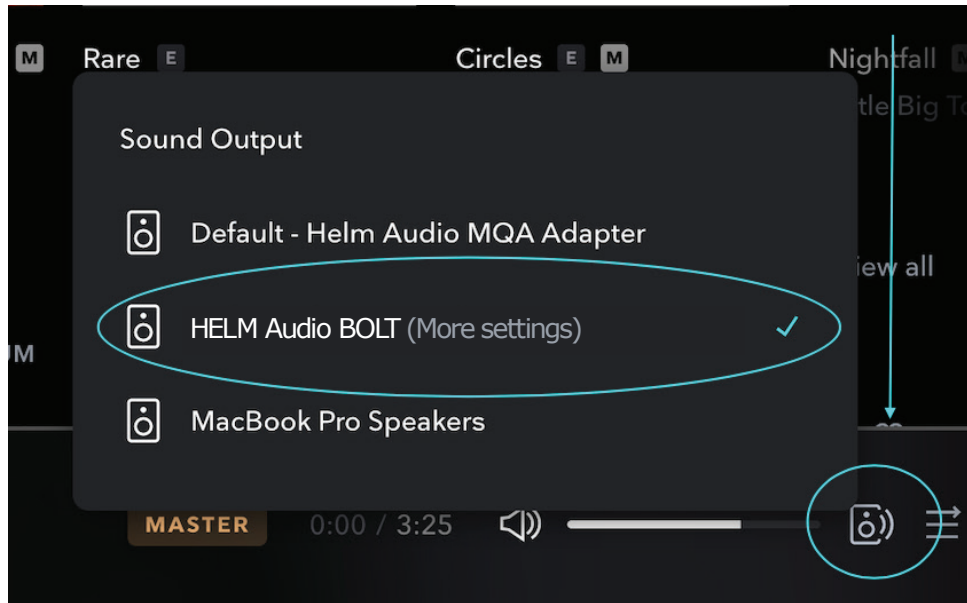
2. From Settings select "Streaming" and scroll down to "Streaming Audio Quality" to select the option for "Master."



3. Directly under the Streaming options is the option in "Sound" for "Sound Output." If the option is defaulted to Mac Speakers, select it and the HELM Audio BOLT should be visible in the drop down menu. Select HELM Audio BOLT.



4. Another location to select the HELM Audio BOLT for playback is in the bottom left hand corner. The speaker icon pops up the Sound Output menu and you can select HELM Audio BOLT there if not already selected.



4. To enjoy MQA encoded material, look for songs listed with a "M" following the title. The "M" indicates the track is Master Quality Authenticated. Select the title to play, and when the LED on the BOLT turns magenta you know that you're enjoying audio quality exactly as the recording artists and engineers intended you to hear it.

