

2003-2007 Dodge  
5.9L Cummins

## DiabloSport PowerPuck Installation

Engine must be off  
and key removed  
from ignition.

For technical assistance  
please visit our website  
[www.diablosport.com](http://www.diablosport.com)

# DIABLOSPORT™



**IMPORTANT NOTICE** Please read before installing the PowerPuck Manufacturer Warranty

By law, the installation of a DiabloSport PowerPuck does not void the manufacturers warranty. However, if there is a time that you need to take your vehicle in for service or repairs, we suggest that you remove the PowerPuck for the following reasons:


- 1) Each individual dealer can, at their discretion, set up their own warranties and policies that would void parts of or the entire warranty by the addition of a non Dodge part.
- 2) It will confirm whether there is a problem with the PowerPuck or with the vehicle.
- 3) Anytime a diagnostic machine is used, the vehicle's computer needs to be in stock condition. In order for the diagnostic machine to accurately perform its task, it must be able to communicate with the stock computer program.

With the PowerPuck installed, the diagnostic machine will not be able to do so. Failure to reinstall the stock tuning can result in unnecessary repairs.




## THE POWER PEOPLE

Find your MAP sensor and  
Fuel Rail pressure sensor located on  
the driver's side of the engine block.




1

Connect the DiabloSport  
PowerPuck male sensor  
connectors into the  
engine sensors.




3

Route PowerPuck cables  
appropriately away from  
hot and moving  
surfaces.




5

The DiabloSport  
PowerPuck's base  
will be located on top  
of the fuse box cover.  
(this will allow for quick  
and easy access) Clean  
the top of the fuse box  
with the alcohol pad  
provided. Wait for  
the alcohol to  
dissipate.




6

Carefully peel off the  
Velcro protective film  
and firmly affix the  
DiabloSport PowerPuck  
in place. Let it dry for 24  
hours before removing Puck.




7

Disconnect  
your MAP sensor.




2

Disconnect  
your Fuel Rail  
pressure sensor.



Connect the  
female connectors  
of the DiabloSport  
PowerPuck cable to  
the engine sensor  
harnesses.



4

90 HORSEPOWER  
STOCK  
50 HORSEPOWER



Route switch wire into cabin.  
Mount switch in a convenient  
location with the reference  
notch up.