



21000 MODULE

INSTALLATION GUIDE

— 2001-2004 —
GM 6.6L DURAMAX
LB7

UP TO 90HP GAIN
1-3 MPG FUEL SAVINGS



AGDIESELSOLUTIONS.COM

YouTube f

4 position switch with female Connector


Male MAP/Boost Connector

Male Fuel Pressure Connector

Female Fuel Pressure Connector

Male Switch Connector

Female MAP/Boost Connector



For Tech Support Please Call
1.812.618.9168 or 1.855.343.7680

Position 1 - Stock - 0HP Gain
 Position 2 - Low - Up to 30HP
 Position 3 - Med - Up to 60HP
 Position 4 - High - Up to 90HP
 Adjustable on the Fly
 Position 1 - Switch to Far Left
 Position 4 - Switch to Far Right



Module Switch can be ran inside the cab for easy performance adjustment
 Module Switch can be secured in engine bay if desired
 Module will default to HIGH setting if Switch is not connected

NOTE: If towing over 15,000lbs, turn module from HIGH mode to MEDIUM mode


NOTE: Do not change performance settings while vehicle under excessive load

NOT FOR USE IN CALIFORNIA

MODULE DOES NOT BYPASS, DELETE OR DEFEAT ANY EMISSION CONTROL SYSTEMS


If installation assistance is needed, Ag Diesel Solutions is not responsible for any cost associated with third party installation

2001-04 LB7 (6.6L) Duramax Engine Instructions



LB7 2001-04

- 1) Locate Fuel System on Driver's side of Engine
- 2) Locate Fuel Pressure sensor as shown in Picture



- 3) Unplug fuel pressure sensor.
- 4) Plug Female Connector from module into Fuel Pressure Sensor.

Note: Fuel Pressure connectors are located closest to the Performance Module

Female connector from module plugged into Fuel Pressure Sensor



Stock Duramax connector plugged into male module connector

- 5) Connect the Stock Duramax connector to the Male Connector from the module

Note: Make sure to push completely together until the connector snaps


- 6) Locate the Map sensor on the Intake Manifold on the driver's side of the engine




- 7) Unplug the MAP sensor and Plug in the Female plug from the module into the sensor

Note: Map/Boost connectors are located at the end of the Performance module harness

- 8) Plug the Stock Duramax MAP sensor connector into the Male Map sensor plug on the module harness



- 9) Route Switch through firewall and plug into module as shown below



- 10) Mount the module box in a safe location using the zip ties to secure the wires and module away from any extreme heat and moving parts.



THIS IS A HIGH PERFORMANCE PRODUCT. USE AT YOUR OWN RISK.

Do not use this product until you have carefully read the following agreement.

This sets forth the terms and conditions for the use of this product. The installation of this product indicates that the BUYER has read and understands this agreement and accepts its terms and conditions

DISCLAIMER OF WARRANTY AND LIMITATION OF LIABILITY

Power Systems Innovations, Inc and its successors, distributors, jobbers, and dealers (hereafter "SELLER") shall in no way be responsible for the product's proper use and service. It is the installer's responsibility to check for proper installation and if in doubt, contact the manufacturer. The SELLER assumes no liability regarding the improper installation or misapplication of its products. BUYER ACKNOWLEDGES IT HAS HAD THE OPPORTUNITY TO FULLY INSPECT THE PRODUCT. ACCORDINGLY, BUYER ACKNOWLEDGES THAT THE PRODUCT IS BEING SOLD IN "AS IS/WHERE IS" CONDITION AND WITH ALL FAULTS. EXCEPT AS OTHERWISE PROVIDED HEREIN, THERE ARE NO EXPRESS WARRANTIES WITH RESPECT TO THE GOODS, AND ALL IMPLIED WARRANTIES, INCLUDING BUT NOT LIMITED TO, IMPLIED WARRANTIES OF FITNESS FOR A PARTICULAR PURPOSE AND MERCHANTABILITY ARE LIKEWISE HEREBY EXPRESSLY AND FULLY DISCLAIMED. SELLER SHALL NOT BE HELD LIABLE FOR SPECIAL, INDIRECT, INCIDENTAL OR CONSEQUENTIAL DAMAGES OF ANY NATURE WITH RESPECT TO THE PRODUCTS (INCLUDING, WITHOUT LIMITATION, LOST PROFITS, LOST SALES, LOSS OF PRODUCTION, PROPERTY DAMAGE, PERSONAL INJURY OR LOSS OR DAMAGE RESULTING FROM INTERRUPTION OR FAILURE IN OPERATION OF THE PRODUCTS) AND BUYER HEREBY EXPRESSLY WAIVES AND DISCLAIMS ALL SUCH LIABILITY CLAIMS. THE BUYER ACKNOWLEDGES AND AGREES THAT THE DISCLAIMER OF LIABILITY CONTAINED HEREIN IS A MATERIAL TERM OF THE SALE OF THE PRODUCT AND, TO THE FULLEST EXTENT PERMITTED BY LAW, BUYER SHALL DEFEND, INDEMNIFY AND HOLD SELLER HARMLESS FROM ANY AND ALL CLAIMS, DEMANDS, CAUSES OF ACTION, CONTROVERSIES, LIABILITIES, FINES, LOSSES, COSTS AND EXPENSES (INCLUDING, BUT NOT LIMITED TO ATTORNEYS' FEES, EXPERT WITNESS EXPENSES AND LITIGATION EXPENSES) ARISING FROM OR RELATED TO SELLER'S PRODUCTS.

LIMITED LIFETIME WARRANTY

Power Systems Innovations, Inc (hereafter "SELLER") warrants that the product supplied shall conform to SELLER's specifications and shall be free from defects in design, material or workmanship for the life of the original BUYER. This Warranty shall not be extended, transferred, assigned or varied except by a written instrument signed by SELLER and BUYER. Products that have been returned to SELLER during the warranty period and accompanied by a dated proof of purchase receipt, with shipping and handling paid by the BUYER, and found to be defective in design, material or workmanship, in SELLER's sole discretion, may be repaired or replaced at SELLER's option and cost. All warranty claims hereunder are subject to approval by SELLER upon examination of the product. If the product is found not to be defective by SELLER, the product may be returned to BUYER at BUYERS cost. Under no circumstances shall the SELLER be liable for any labor charged or travel time incurred in diagnosis for defects, removal, or reinstallation of this product, or any other expenses. This warranty is void on any products that show evidence of misapplication, negligence, improper installation, abuse, lack of proper maintenance or alteration from its original design.

IN THE EVENT THAT THE BUYER DOES NOT AGREE WITH THIS AGREEMENT: THE BUYER MAY PROMPTLY RETURN THIS PRODUCT, IN A NEW AND UNUSED CONDITION, WITH A DATED PROOF OF PURCHASE, TO THE PLACE OF PURCHASE WITHIN THIRTY (30) DAYS FROM DATE OF PURCHASE FOR A FULL REFUND. THE INSTALLATION OF THIS PRODUCT INDICATES THAT THE BUYER HAS READ AND UNDERSTANDS THIS AGREEMENT AND ACCEPTS ITS TERMS AND CONDITIONS.

AGRICULTURE



- Up to 30% Horsepower Increase
- 10-20% Fuel Savings
- Does NOT Flash Factory ECM
- Does NOT Void Equipment Warranty
- Plug and Play Installation
- LIFETIME WARRANTY

CONSTRUCTION



- Up to 30% Horsepower Increase
- 10-20% Fuel Savings
- Does NOT Flash Factory ECM
- Does NOT Void Equipment Warranty
- Plug and Play Installation
- LIFETIME WARRANTY

TRUCK EDITION: LIGHT DUTY



- Up to 90 Horsepower Increase
- 1-3 MPG Fuel Savings
- Does NOT Flash Truck ECM
- Does NOT Void Factory Warranty
- Plug and Play Installation
- LIFETIME WARRANTY

TRUCK EDITION: MED, HEAVY DUTY



- Up to 30% Horsepower Increase
- 5-15% Fuel Savings
- Does NOT Flash Truck ECM
- Does NOT Void Factory Warranty
- Plug and Play Installation
- LIFETIME WARRANTY

LEARN MORE: AGDIESELSOLUTIONS.COM

