

NEMA 1 SCREW COVER WIREWAYS

Austin NEMA 1 screw cover wireway is Underwriters Laboratories Listed and is designed for use in housing electrical wiring. It provides a degree of protection against limited amounts of falling dirt. Fittings can be opened on any side to permit the laying in of entire runs of wiring.

Construction:

- Fabricated in accordance with UL specifications from code gauge steel.
- Cover has keyhole slots to permit easy removal without removing screws.
- Single sheet steel for body.
- Wireway is furnished with or without knockouts.

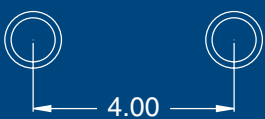
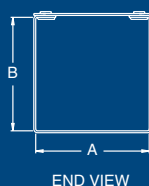
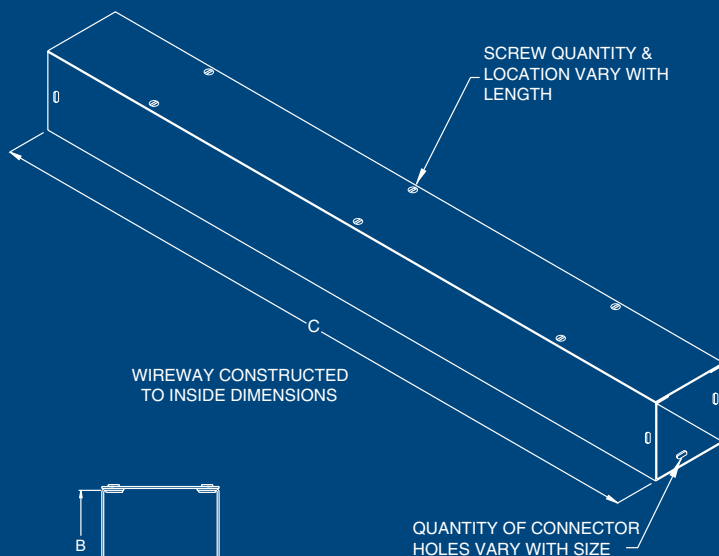
Finish:

Austin NEMA 1 screw cover wireway is provided standard in galvanized steel. An ANSI 61 gray polyester powder coating over CRS is available on request.

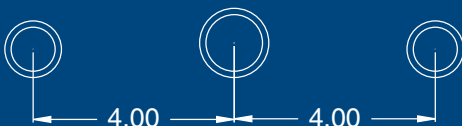
Options:

- Special knockouts or knockout arrangements.
- Special materials.
- Special finishes.

Wireways
& Trough
Products



KNOCKOUT PATTERN FOR 2.5 x 2.5
1/2"-3/4" COMBINATION



KNOCKOUT PATTERN FOR 4 x 4 & 6 x 6
1/2"-3/4" & 1"-1 1/4" COMBINATION

**INDUSTRY
STANDARDS**

UL 870
NEMA Type 1
CUL 870

Austin Electrical Enclosures
Post Office Box 2320
Yadkinville, NC 27055

Phone: 336.468.2851
800.288.2851

NEMA 1 SCREW COVER WIREWAYS

Catalog Number	Wireway Size (AxBxC) Description	Weight	Catalog Number	Wireway Size (AxBxC) Description	Weight	Catalog Number	Wireway Size (AxBxC) Description	Weight
AB-2212SW	2 1/2x2 1/2x12	2	AB-6612SW	6x6x12	5	AB-101012SW	10x10x12	10
AB-2224SW	2 1/2x2 1/2x24	4	AB-6624SW	6x6x24	10	AB-101024SW	10x10x24	20
AB-2236SW	2 1/2x2 1/2x36	6	AB-6636SW	6x6x36	15	AB-101036SW	10x10x36	30
AB-2248SW	2 1/2x2 1/2x48	8	AB-6648SW	6x6x48	20	AB-101048SW	10x10x48	40
AB-2260SW	2 1/2x2 1/2x60	10	AB-6660SW	6x6x60	25	AB-101060SW	10x10x60	50
AB-2272SW	2 1/2x2 1/2x72	13	AB-6672SW	6x6x72	30	AB-101072SW	10x10x72	60
AB-2284SW	2 1/2x2 1/2x84	16	AB-6684SW	6x6x84	39	AB-101084SW	10x10x84	70
AB-2296SW	2 1/2x2 1/2x96	18	AB-6696SW	6x6x96	44	AB-101096SW	10x10x96	80
AB-22120SW	2 1/2x2 1/2x120	20	AB-66120SW	6x6x120	50	AB-1010120SW	10x10x120	100
AB-4412SW	4x4x12	3	AB-8812SW	8x8x12	7	AB-121212SW	12x12x12	13
AB-4424SW	4x4x24	7	AB-8824SW	8x8x24	16	AB-121224SW	12x12x24	26
AB-4436SW	4x4x36	10	AB-8836SW	8x8x36	25	AB-121236SW	12x12x36	38
AB-4448SW	4x4x48	14	AB-8848SW	8x8x48	33	AB-121248SW	12x12x48	51
AB-4460SW	4x4x60	17	AB-8860SW	8x8x60	41	AB-121260SW	12x12x60	63
AB-4472SW	4x4x72	20	AB-8872SW	8x8x72	50	AB-121272SW	12x12x72	75
AB-4484SW	4x4x84	25	AB-8884SW	8x8x84	64	AB-121284SW	12x12x84	99
AB-4496SW	4x4x96	29	AB-8896SW	8x8x96	73	AB-121296SW	12x12x96	112
AB-44120SW	4x4x120	35	AB-88120SW	8x8x120	88	AB-1212120SW	12x12x120	126
AB-22EP	End Cap	.3	AB-66EP	End Cap	1	AB-1010EP	End Cap	2.5
AB-22TE	Tee	2	AB-66TE	Tee	8	AB-1010TE	Tee	20
AB-22L90	90 Elbow	2	AB-66L90	90 Elbow	7	AB-1010L90	90 Elbow	18
AB-22UC	U-Connector	.3	AB-66UC	U-Connector	.5	AB-1010UC	U-Connector	2
AB-22PA	Panel Adapter	.5	AB-66PA	Panel Adapter	2	AB-1010PA	Panel Adapter	3
AB-22L45	45 Elbow	2	AB-66L45	45 Elbow	5	AB-1010L45	45 Elbow	14
AB-22UH	U-Hanger	2	AB-66UH	U-Hanger	2	AB-1010UH	U-Hanger	5
AB-22X	Cross	4	AB-66X	Cross	10	AB-1010X	Cross	20
AB-22TS	Telescope	3	AB-66R	Reducer	2	AB-108R	Reducer	2
			AB-66TS	Telescope	9	AB-1010TS	Telescope	12
AB-44EP	End Cap	.5	AB-88EP	End Cap	2	AB-1212EP	End Cap	3
AB-44TE	Tee	5	AB-88TE	Tee	14	AB-1212TE	Tee	26
AB-44L90	90 Elbow	5	AB-88L90	90 Elbow	12	AB-1212L90	90 Elbow	24
AB-44UC	U-Connector	.3	AB-88UC	U-Connector	1	AB-1212UC	U-Connector	2
AB-44PA	Panel Adapter	1	AB-88PA	Panel Adapter	2	AB-1212PA	Panel Adapter	3
AB-44L45	45 Elbow	4	AB-88L45	45 Elbow	10	AB-1212L45	45 Elbow	19
AB-44UH	U-Hanger	2	AB-88UH	U-Hanger	3	AB-1212UH	U-Hanger	6
AB-44X	Cross	6	AB-88X	Cross	16	AB-1212X	Cross	24
AB-42R	Reducer	.5	AB-86R	Reducer	2	AB-1210R	Reducer	2
AB-44TS	Telescope	5	AB-88TS	Telescope	10	AB-1212TS	Telescope	15

Replace "SW" Suffix with: SWG: Screw Cover Wireway Gray
 SWGK: Screw Cover Wireway Gray w/KO's
 SWK: Screw Cover Wireway w/KO's

Wireways
& Trough
Products

