

SHIELDED INLINE COUPLER

Category 6

SKU: 040-366/C6/S



DESCRIPTION

CAT6 RJ45 female to RJ45 female Shielded In-line Coupler

FEATURES

- Shielded RJ45 female to RJ45 female Inline Coupler is used to connect two network patch cables to make a longer cable.
- Protects signal from excess EMI

Material:

RJ45 Jack

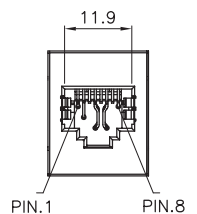
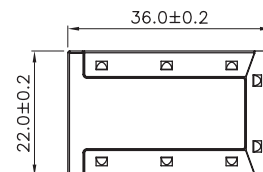
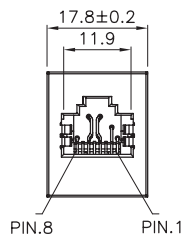
Housing	ABS, UL 94V-0
Contact Bracket	PC, UL 94V-2

RJ45 Jack Contact

Material	Phosphor Bronze, Nickel Plated
Finish	50micro inch Gold plated on Plug contact area
PCB	FR4, UL 94V-0

Performance:

Insertion Force	30N max (IEC 60603-7-4)
Retention Strength	7.7kg between Jack and Plug
Operating Temp	-10°C - 60°C (ISO/IEC 11801, ANSI/TIA/EIA 568B.2)
Life (mating cycles)	750 cycles min (ISO/IEC 11801, IEC 60603-7-5)
Transmission Performance	ANSI/TIA/EIA 568B.2-1 Standard



VERTICAL CABLE
951.696.7772 California
800.749.2447 Florida
845.391.8318 New York



www.verticalcable.com

Rev. 01/2018
Subject to change without notice.