

Phoneme Mat

Phase 2 - Letter Sounds

 s	 a	 t	 p	 i	 n	 m	 d
 g	 o	 c	 k	 ck	 e	 u	 r
 h	 b	 f	 ff	 l	 ll	 ss	

KEY

- = vowel
- = consonant
- = consonant digraph



Common Exception Words

Phase 2

^{/z/}
a**s**

^{/igh/}
I

^{/z/}
i**s**

^{/oa/}
n**o**

^{/oa/}
g**o**

^{/oo/}
t**o**

^{/oo/}
int**o**

^{/u/} or ^{/ee/}
th**e**

^{/oo/}
p**u**t

^{/z/}
h**i**s

^{/z/}
h**a**s

^{/v/}
o**f**

^{/oo/}
p**u**ll

^{/oo/}
f**u**ll

KEY

 = tricky part



Phoneme Mat

Phase 3 – Phonics

 j	 v	 w	 x	 y	 z	 zz	 qu
 ch	 sh	 th (voiced)	 th (unvoiced)	 ng	 ai	 ee	 igh
 oa	 oi	 oo /oo/	 oo /oo/	 ow /ow/	 ow /oa/	 ar	 air
 ear	 er	 ur	 or	 ure	<p>KEY</p> <ul style="list-style-type: none"> ■ = vowel ■ = consonant ■ = consonant digraph ■ = long vowel ■ = multi-sound grapheme ■ = r-controlled vowel 		

Common Exception Words

Phase 3

^{/oo/}
push

^{/ai/}
they

^{/ee/}
me

^{/ee/}
we

^{/ee/}
be

^{/ee/}
he

^{/ee/}
she

^{/igh/}
my

^{/igh/}
by

^{/oo/} ^{/t/}
looked

^{/y-oo/}
you

^{/ar/}
are

^{/air/}
there

^{/ear/}
here

^{/ur/}
were

^{/or/}
all

^{/sh/} ^{/or/}
sure

KEY

 = tricky part



Common Exception Words

Phase 4

^{/e/}
said

^{/igh/}
like

^{/ow/}
out

^{/v/}
have

^{/u/ /m/}
some

^{/u/ /m/}
come

^{/o/}
what

^{/o/ /z/}
was

^{/oa/}
so

^{/oa/}
old

^{/oo/}
do

^{/l/}
little

^{/w/ /u/ /n/}
one
























KEY

 = tricky part



Phoneme Mat

Phase 5 - Vowel Sounds

 /ai/	 /ou/	 /igh/	 /ee/	 /oi/	 /ur/	 /oo/	 /y-oo/
ay	ou	ie	ea	oy	ir	ue	ue
 /or/	 /w/	 /f/	 /oa/	 /oo/	 /y-oo/	 /or/	 /ee/
aw	wh	ph	oe	ew	ew	au	ey
 /ai/	 /ee/	 /igh/	 /oa/	 /oo/	 /y-oo/	 /s/	
a-e	e-e	i-e	o-e	u-e	u-e	c	

KEY

- = vowel
- = consonant
- = consonant digraph
- = long vowel
- = multi-sound grapheme
- = r-controlled vowel
- = split digraph



Common Exception Words

Phase 5

^{/oo/}
today

^{/ow/} ^{/s/}
house

^{/ow/} ^{/s/}
mouse

^{/ow/}
hour

^{/ee/} ^{/o/} ^{/z/}
because

Mr

Mrs

Ms

^{/air/}
where

^{/oo/}
should

^{/oo/}
could

^{/oo/}
would

^{/oo/}
move

^{/y-oo/}
use

^{/o/}
want

KEY

■ = tricky part



Phoneme Mat

Phase 5.5 & 6 - Sound Families

 /ai/	 /ai/	 /ee/	 /ee/	 /ee/	 /igh/	 /igh/	 /oa/
a	ey	e	y	ie	i	y	o
 /oa/	 /oo/	 /y-oo/	 /r/	 /n/	 /n/	 /m/	 /ch/
ou	ou	u	wr	gn	kn	mb	tch
 /k/	 /sh/	 /sh/	 /sh/	 /sh/	 /j/	 /j/	 /v/
ch	ch	ci	ti	ss	g	dg	ve
 /u/	 /e/	 /i/	 /s/	 /s/	 /zh/	 /z/	
o	ea	y	se	st	s	se	



Phoneme Mat

Phase 5.5 & 6 - Sound Families

/ɑr/

a

/ɑr/

al

/ɔr/

al

/ɔr/

augh

/ɔr/

oar

/ɔr/

our

/ɔr/

ore

/ɔr/

oor

/ɪr/

ear

/ɪr/

or

/ɪr/

ear

/ɪr/

are

/ɪər/

eer

/ɪər/

ere

KEY

- = vowel
- = consonant
- = consonant digraph
- = long vowel
- = multi-sound grapheme
- = r-controlled vowel

/ɒ/

a

/ɒ/

qua

/l/

le

/l/

el

/l/

al

/l/

il

Common Exception Words

Phase 5.5

people	wild	child	mind	kind
behind	eye	oh	most	only
both	though	through	who	prove
shoe	beautiful	climb	Christmas	school
sugar	love	money	any	many

KEY

= tricky part



Common Exception Words

Phase 5.5

^{/e/}
friend

^{/e/} ^{/r/} ^{/ee/}
very

^{/i/} ^{/z/} ^{/ee/}
busy

^{/i/} ^{/ee/}
pretty

^{/w/} ^{/u/} ^{/s/}
once

^{/ee/} ^{/z/}
please

^{/ar/} ^{/t/}
asked

^{/ar/}
bath

^{/ar/}
path

^{/ar/}
fast

^{/ar/}
class

^{/ar/}
after

^{/ar/}
half

^{/ar/} ^{/f/} ^{/t/}
laughed

^{/or/} ^{/d/}
called

^{/or/}
water

^{/or/}
your

^{/or/}
door

^{/or/}
poor

^{/or/}
floor

^{/ee/}
before

^{/ur/}
work

^{/ur/} ^{/t/}
worked

^{/air/}
their

^{/air/}
parents

KEY

 = tricky part



Common Exception Words

Phase 6

^{/ai/}
break

^{/oa/}
clothes

^{/oa/}
cold

^{/eel/}
even

^{/eel/}
every

^{/eel/} ^{/eel/}
everybody

^{/ar/}
father

^{/igh/}
find

^{/oa/}
gold

^{/ar/}
grass

^{/ai/}
great

^{/oa/}
hold

^{/oo/}
improve

^{/ar/}
last

^{/ar/}
pass

^{/ar/}
past

^{/ar/}
plant

^{/ai/}
steak

^{/oa/}
told

whole

KEY

 = tricky part



Sound Family Mat

Vowel Sound Families

KEY

■ = vowel

■ = consonant

■ = consonant digraph

■ = long vowel

■ = multi-sound grapheme

■ = r-controlled vowel



a

/ai/

 ai

 ay

 a-e

 a

 ey

/a/

 a

e

/ee/

 ee

 ea

 ey


 e-e


 e

 y

 ie

/e/

 e

 ea

i

/igh/

 igh

 ie

 i-e

 i

 y

/i/

 i


 y


o

/oa/


 oa

 ow


 oe


 o-e

 o


 ou


/ow/

 ow


 ou


/oi/

 oi

 oy


/o/


 o


 a


u


/oo/


 oo

 ue


 ew


 u-e


 u


 ou

/y-oo/


 ue


 ew


 u-e

 u

/u/

 u

 o

 oo



Sound Family Mat

Consonant Sound Families

KEY

■ = vowel

■ = consonant












































■ = consonant digraph

■ = long vowel

■ = multi-sound grapheme

■ = r-controlled vowel



/k/	/f/	/n/	/l/	/m/	/j/	/r/	/w/	/s/	/v/	/z/	/ch/	/sh/
 c	 f	 n	 l	 m	 j	 r	 w	 s	 v	 z	 ch	 sh
 k	 ff	 gn	 ll	 mb	 g	 wr	 wh	 ss	 ve	 zz	 tch	 ch
 ck	 ph	 kn	 le		 dg			 c		 se		 ci
 ch			 el					 se				 ti
			 al					 st				 ss
			 il					 s				



Sound Family Mat

R-Controlled Sound Families

KEY

■ = vowel

■ = consonant

■ = consonant digraph

■ = long vowel

■ = multi-sound grapheme

■ = r-controlled vowel



/ur/	/or/		/ar/	/air/	/ear/
 ur	 or	 aw	 ar	 air	 ear
 er	 au	 al	 a	 ear	 eer
 ir	 augh	 oar	 al	 are	 ere
 ear	 our	 oor			
 or	 ore				



Handwriting Mat

Lowercase

a b c d e f g h i

j k l m n o p q r

s t u v w x y z

Handwriting Mat

Lowercase

a b c d e f g h i

j k l m n o p q r

s t u v w x y z

Handwriting Mat

Lowercase

a b c d e f g h i

j k l m n o p q r

s t u v w x y z

Handwriting Mat

Lowercase

a b c d e f g h i

j k l m n o p q r

s t u v w x y z

Handwriting Mat

Uppercase

A B C D E F G H I

J K L M N O P Q R

S T U V W X Y Z

Handwriting Mat

Uppercase & Lowercase

Aa Bb Cc Dd Ee

Ff Gg Hh Ii Jj

Kk Ll Mm Nn



Handwriting Mat

Uppercase & Lowercase

Aa Bb Cc Dd Ee

Ff Gg Hh Ii Jj

Kk Ll Mm Nn

Handwriting Mat

Uppercase & Lowercase

Aa Bb Cc Dd Ee

Ff Gg Hh Ii Jj

Kk Ll Mm Nn

Handwriting Mat

Uppercase & Lowercase

Aa Bb Cc Dd Ee

Ff Gg Hh Ii Jj

Kk Ll Mm Nn

Handwriting Mat

Uppercase & Lowercase

Oo Pp Qq Rr Ss

Tt Uu Vv Ww

Xx Yy Zz

Handwriting Mat

Uppercase & Lowercase

Aa Bb Cc Dd Ee Ff

Gg Hh Ii Jj Kk Ll Mm

Nn Oo Pp Qq Rr Ss

Tt Uu Vv Ww Xx Yy Zz



Handwriting Mat

Uppercase & Lowercase

Aa Bb Cc Dd Ee Ff

Gg Hh Ii Jj Kk Ll Mm

Nn Oo Pp Qq Rr Ss

Tt Uu Vv Ww Xx Yy Zz



Handwriting Mat

Uppercase & Lowercase

Aa Bb Cc Dd Ee Ff

Gg Hh Ii Jj Kk Ll Mm

Nn Oo Pp Qq Rr Ss

Tt Uu Vv Ww Xx Yy Zz



Handwriting Mat

Uppercase & Lowercase

Aa Bb Cc Dd Ee Ff

Gg Hh Ii Jj Kk Ll Mm

Nn Oo Pp Qq Rr Ss

Tt Uu Vv Ww Xx Yy Zz



Handwriting Mat

Lowercase

a b c d e f g h i

j k l m n o p q r

s t u v w x y z

Handwriting Mat

Lowercase

a b c d e f g h i

j k l m n o p q r

s t u v w x y z

Handwriting Mat

Lowercase

a b c d e f g h i

j k l m n o p q r

s t u v w x y z



Handwriting Mat

Lowercase

a b c d e f g h i

j k l m n o p q r

s t u v w x y z

Handwriting Mat

Uppercase

A B C D E F G H I

J K L M N O P Q R

S T U V W X Y Z

Handwriting Mat

Uppercase & Lowercase

Aa Bb Cc Dd Ee

Ff Gg Hh Ii Jj

Kk Ll Mm Nn

Handwriting Mat

Uppercase & Lowercase

Aa Bb Cc Dd Ee

Ff Gg Hh Ii Jj

Kk Ll Mm Nn

Handwriting Mat

Uppercase & Lowercase

Aa Bb Cc Dd Ee

Ff Gg Hh Ii Jj

Kk Ll Mm Nn

Handwriting Mat

Uppercase & Lowercase

Aa Bb Cc Dd Ee

Ff Gg Hh Ii Jj

Kk Ll Mm Nn

Handwriting Mat

Uppercase & Lowercase

Oo Pp Qq Rr Ss

Tt Uu Vv Ww

Xx Yy Zz

Handwriting Mat

Uppercase & Lowercase

Aa Bb Cc Dd Ee Ff

Gg Hh Ii Jj Kk Ll Mm

Nn Oo Pp Qq Rr Ss

Tt Uu Vv Ww Xx Yy Zz



Handwriting Mat

Uppercase & Lowercase

Aa Bb Cc Dd Ee Ff

Gg Hh Ii Jj Kk Ll Mm

Nn Oo Pp Qq Rr Ss

Tt Uu Vv Ww Xx Yy Zz



Handwriting Mat

Uppercase & Lowercase

Aa Bb Cc Dd Ee Ff

Gg Hh Ii Jj Kk Ll Mm

Nn Oo Pp Qq Rr Ss

Tt Uu Vv Ww Xx Yy Zz



Handwriting Mat

Uppercase & Lowercase

Aa Bb Cc Dd Ee Ff

Gg Hh Ii Jj Kk Ll Mm

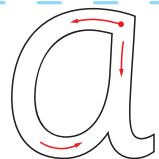
Nn Oo Pp Qq Rr Ss

Tt Uu Vv Ww Xx Yy Zz



Handwriting Mat

Lowercase



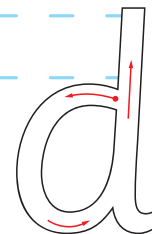
All the way around,
up and down.



Top to bottom, up to the
middle and round.



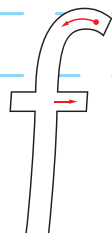
Start at the top,
half way round.



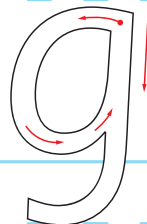
All the way round, up
and down.



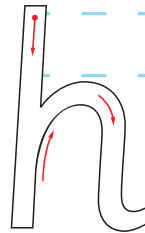
Across the middle, up
and around.



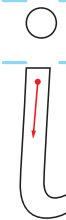
Over and down,
then across it.



All the way round, up down
with a curly tail.



Top to bottom, up to the
middle and over.



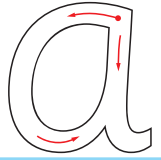
Start at the top, down and
curl, dot at the top.



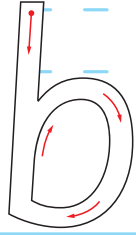
Down and curl under,
dot on the top.

Handwriting Mat

Lowercase



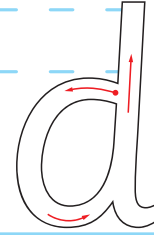
All the way around,
up and down.



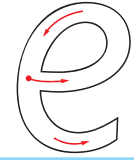
Top to bottom, up to the
middle and round.




Start at the top,
half way round.



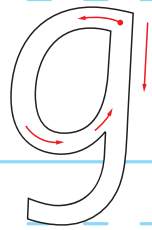
All the way round, up
and down.



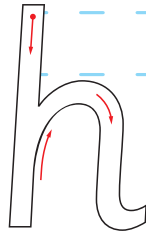
Across the middle, up
and around.



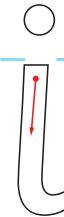
Over and down with a
flick, then across it.



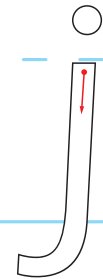
All the way round, up down
with a curly tail.



Top to bottom, up to the
middle and over.



Start at the top, down and
curl, dot at the top.



Down and curl under,
dot on the top.

Handwriting Mat

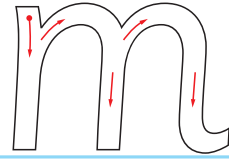
Lowercase




Tracing guide for lowercase letter k. Red arrows show the stroke order: down, up to the middle, kick up, middle, kick down.



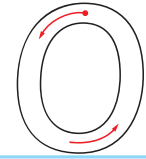
Tracing guide for lowercase letter l. Red arrows show the stroke order: start at the top, down and curl.



Tracing guide for lowercase letter m. Red arrows show the stroke order: down, up and over, up and over.



Tracing guide for lowercase letter n. Red arrows show the stroke order: down, up and over.



Tracing guide for lowercase letter o. Red arrows show the stroke order: start at the top, all the way round.

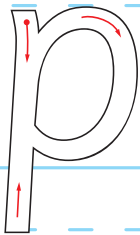
Top to bottom, up to the middle, kick up, middle, kick down.

Start at the top, down and curl.

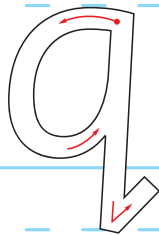
Down, up and over, up and over.

Down, up and over.

Start at the top, all the way round.



Tracing guide for lowercase letter p. Red arrows show the stroke order: start at the top, down, up and around.



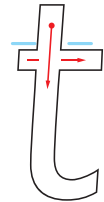
Tracing guide for lowercase letter q. Red arrows show the stroke order: all the way round, up and down with a flick.



Tracing guide for lowercase letter r. Red arrows show the stroke order: down, up and start to go over.



Tracing guide for lowercase letter s. Red arrows show the stroke order: around, across and around again.



Tracing guide for lowercase letter t. Red arrows show the stroke order: start at the top, down and curl, and cross it.

Start at the top, down, up and around.

All the way round, up and down with a flick.

Down, up and start to go over.

Around, across and around again.

Start at the top, down and curl, and cross it.

Handwriting Mat

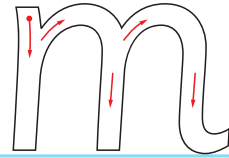
Lowercase



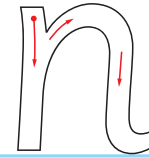
Tracing guide for lowercase letter k. Red arrows show the stroke order: down, up to the middle, round, down, and out with a flick.



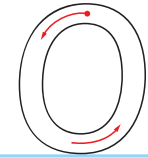
Tracing guide for lowercase letter l. Red arrows show the stroke order: down and curl.



Tracing guide for lowercase letter m. Red arrows show the stroke order: down, up and over, up and over.



Tracing guide for lowercase letter n. Red arrows show the stroke order: down, up and over.



Tracing guide for lowercase letter o. Red arrows show the stroke order: all the way round.

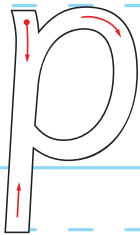
Top to bottom, up to the middle and round, go down and out with a flick.

Start at the top, down and curl.

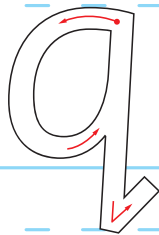
Down, up and over, up and over.

Down, up and over.

Start at the top, all the way round.



Tracing guide for lowercase letter p. Red arrows show the stroke order: down, up and around.



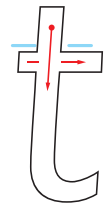
Tracing guide for lowercase letter q. Red arrows show the stroke order: all the way round, up and down with a flick.



Tracing guide for lowercase letter r. Red arrows show the stroke order: down, up and start to go over.



Tracing guide for lowercase letter s. Red arrows show the stroke order: around, across and around again.



Tracing guide for lowercase letter t. Red arrows show the stroke order: start at the top, down and curl, and cross it.

Start at the top, down, up and around.

All the way round, up and down with a flick.

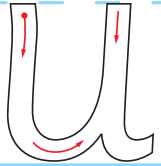
Down, up and start to go over.

Around, across and around again.

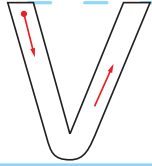
Start at the top, down and curl, and cross it.

Handwriting Mat

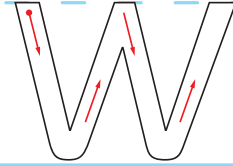
Lowercase



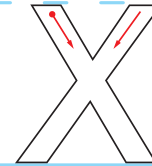
Down and around,
up and down.



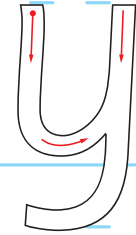
Down and up.



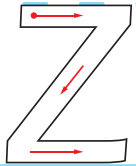
Down up, down up.



Down the slide, start back
at the top and cross it.



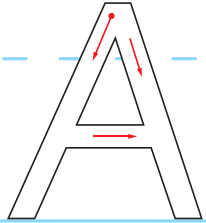
Down and around,
up and down with a
curly tail.



Across the top, down
through the middle
and across the bottom.

Handwriting Mat

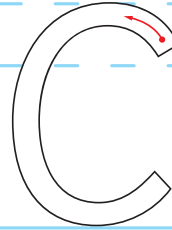
Uppercase



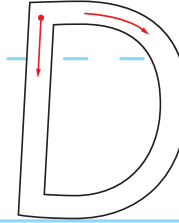
Start at the top, down to the left, back up, down to the right, a line across the middle.



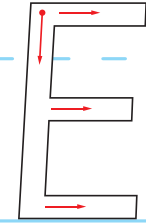
Start at the top, down and up and around to the middle and around to the bottom.



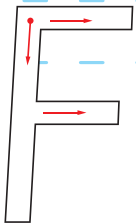
Start at the top, half way round.



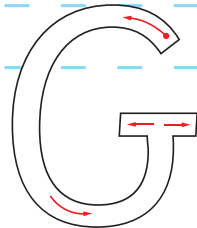
Start at the top, down, up and around to the bottom.



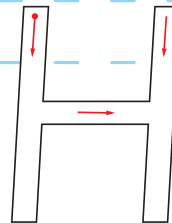
Start at the top, down, line across to the right at the top, middle and bottom.



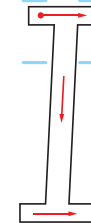
Start at the top, down, line across to the right at the top and middle.



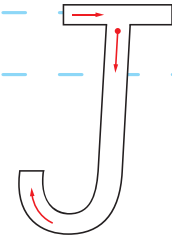
Start at the top, half way round, short line left, short line right.



Start at the top, bottom, leave a space and repeat, join together with a line cross the middle.



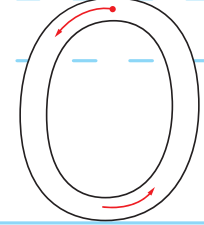
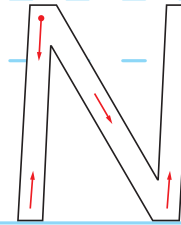
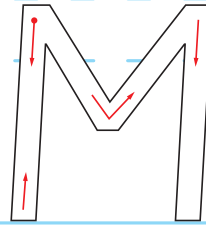
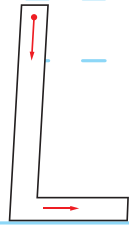
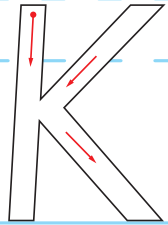
A short line across the top, back to the middle, down and a short line across the bottom.



Start at the top, down and curl to the left, across the top.

Handwriting Mat

Uppercase



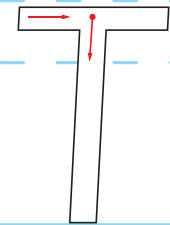
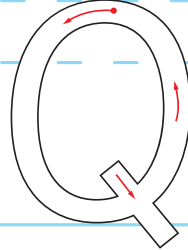
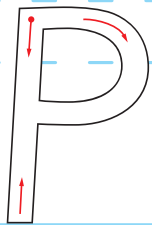
Start at the top, down, up to the middle, kick up and across to the right, middle, kick down and across to the right.

Start at the top, down and across to the right.

Start at the top, down, up and half way down to the right, up to the right and down.

Start at the top, down, up and down to the right, then up.

Start at the top, all the way round.



Start at the top, down and up and around to the middle.

Start at the top, all the way round and a small line across the bottom.

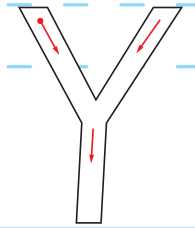
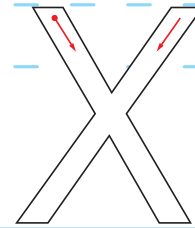
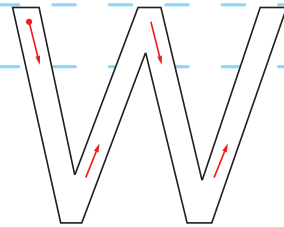
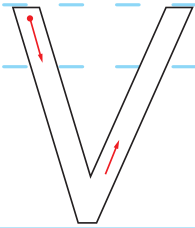
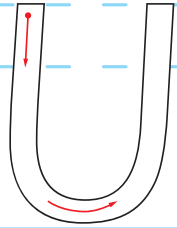
Start at the top, down and up and around to the middle, kick down and across to the right.

Over the top, across the middle and back.

Start at the top, down and across the top.

Handwriting Mat

Uppercase



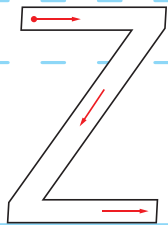
Start at the top, then go down and around.

Start at the top, down and across, up across to the right.

Start at the top, down and across, up across to the right and repeat.

Start at the top, down the slide, start back at the top and cross it.

Start at the top, down and across to the middle, up and across to the right, back down to the middle and a straight down.



Start at the top, across the top, down through the middle and across the bottom.

Handwriting Mat

Lowercase

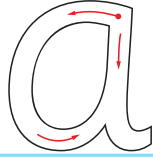
Name: _____



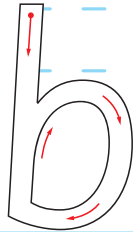
Instructions

Practice

All the way around,
up and down.



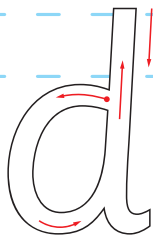
Top to bottom, up to
the middle and round.



Start at the top, half
way round.



All the way round, up
and down.



Across the middle, up
and around.



Handwriting Mat

Lowercase

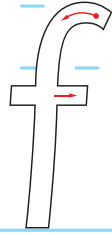
Name: _____



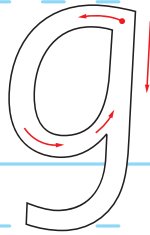
Instructions

Practice

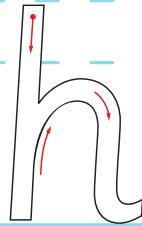
Over and down, then across it.



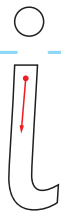
All the way round, up down with a curly tail.



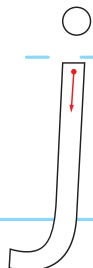
Top to bottom, up to the middle and over.



Start at the top, down and curl, dot at the top.



Down and curl under, dot on the top.



Handwriting Mat

Lowercase

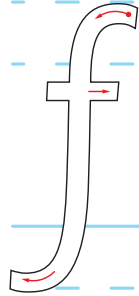
Name: _____



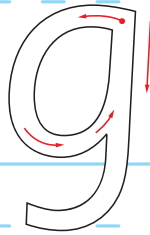
Instructions

Practice

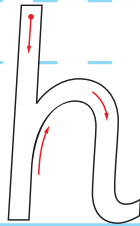
Over and down with a flick, then across it.



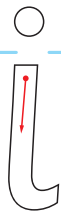
All the way round, up down with a curly tail.



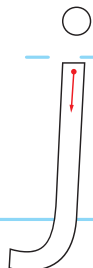
Top to bottom, up to the middle and over.



Start at the top, down and curl, dot at the top.



Down and curl under, dot on the top.



Handwriting Mat

Lowercase

Name: _____



Instructions

Practice

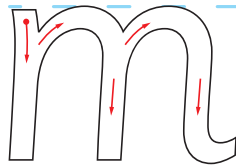
Top to bottom, up to the middle, kick up, middle, kick down.



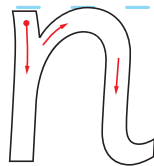
Start at the top, down and curl.



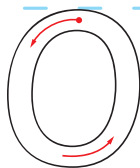
Down, up and over, up and over.



Down, up and over.



Start at the top, all the way round.



Handwriting Mat

Lowercase

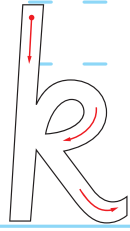
Name: _____



Instructions

Practice

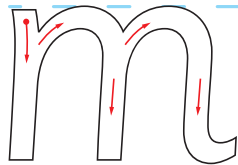
Top to bottom, up to the middle and round, go down and out with a flick.



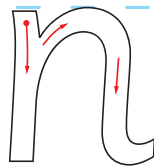
Start at the top, down and curl.



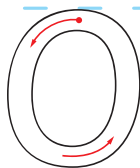
Down, up and over, up and over.



Down, up and over.



Start at the top, all the way round.



Handwriting Mat

Lowercase

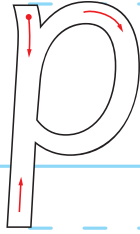
Name: _____



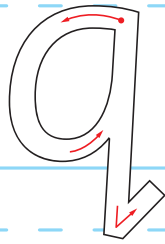
Instructions

Practice

Start at the top, down,
up and around.



All the way round, up
and down with a flick.



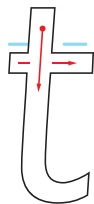
Down, up and start to
go over.



Around, across and
around again.



Start at the top, down
and curl, and cross it.



Handwriting Mat

Lowercase

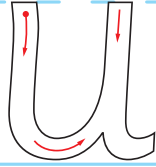
Name: _____



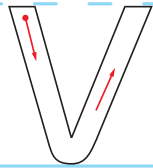
Instructions

Practice

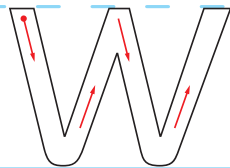
Down and around, up and down.



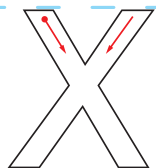
Down and up.



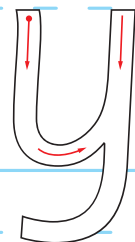
Down up, down up.



Down the slide, start back at the top and cross it.



Down and around, up and down with a curly tail.



Handwriting Mat

Lowercase

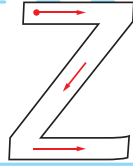
Name: _____



Instructions

Across the top, down through the middle and across the bottom.

Practice



Try to write a sentence in the space below:

Handwriting practice area with multiple sets of three horizontal lines (top, middle dashed, bottom) for writing.



Handwriting Mat

Uppercase

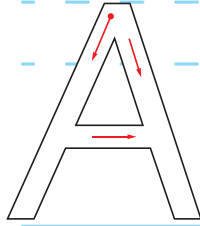
Name: _____



Instructions

Practice

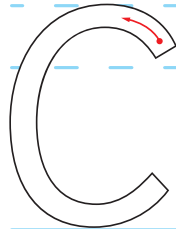
Start at the top, down to the left, back up, down to the right, a line across the middle.



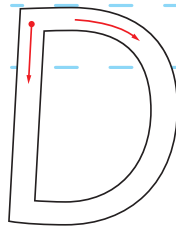
Start at the top, down and up and around to the middle and around to the bottom.



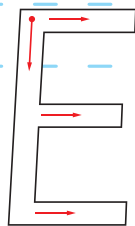
Start at the top, half way round.



Start at the top, down, up and around to the bottom.



Start at the top, down, line across to the right at the top, middle and bottom.



Handwriting Mat

Uppercase

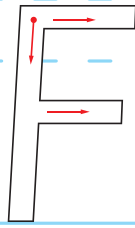
Name: _____



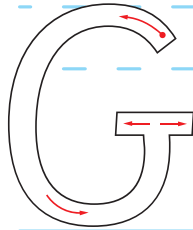
Instructions

Practice

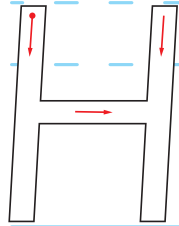
Start at the top, down,
line across to the right
at the top and middle.



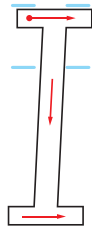
Start at the top, half
way round, short line
left, short line right.



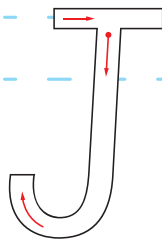
Start at the top,
bottom, leave a space
and repeat, join
together with a line
cross the middle.



A short line across the
top, back to the
middle, down and a
short line across
the bottom.



Start at the top, down
and curl to the left,
across the top.



Handwriting Mat

Uppercase

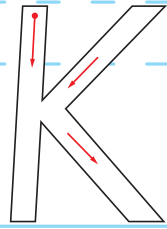
Name: _____



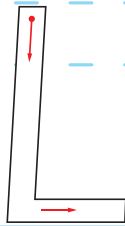
Instructions

Practice

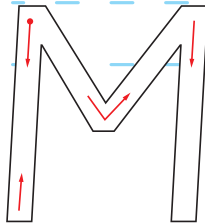
Start at the top, down, up to the middle, kick up and across to the right, middle, kick down and across to the right.



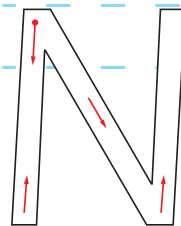
Start at the top, down and across to the right.



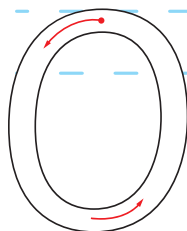
Start at the top, down, up and half way down to the right, up to the right and down.



Start at the top, down, up and down to the right, then up.



Start at the top, all the way round.



Handwriting Mat

Uppercase

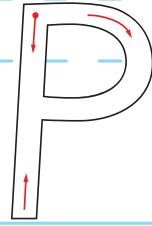
Name: _____



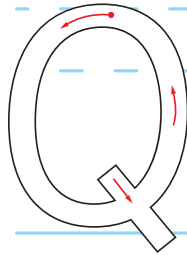
Instructions

Practice

Start at the top, down and up and around to the middle.



Start at the top, all the way round and a small line across the bottom.



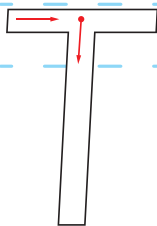
Start at the top, down and up and around to the middle, kick down and across to the right.



Over the top, across the middle and back.



Start at the top, down and across the top.



Handwriting Mat

Uppercase

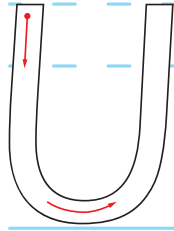
Name: _____



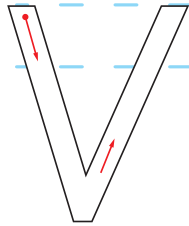
Instructions

Practice

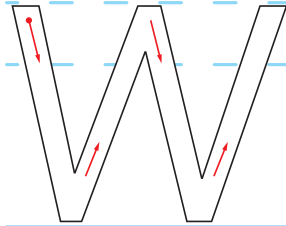
Start at the top, then go down and around.



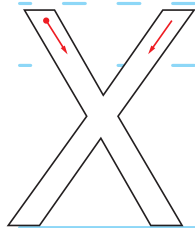
Start at the top, down and across, up across to the right.



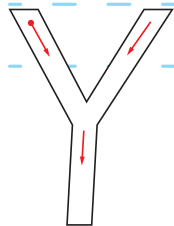
Start at the top, down and across, up across to the right and repeat.



Start at the top, down the slide, start back at the top and cross it.



Start at the top, down and across to the middle, up and across to the right, back down to the middle and a straight down.



Handwriting Mat

Uppercase

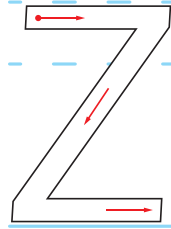
Name: _____



Instructions

Start at the top, across the top, down through the middle and across the bottom.

Practice



Try to write a sentence in the space below:

Handwriting practice area with multiple sets of dashed lines for writing a sentence.

