



INTRODUCING the



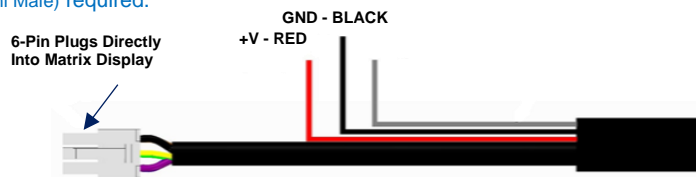
FEATURES

- **Operational Mode:** Flip Up, Flip Down & Fixed
 - Open/Close protection control
- **Character:** 6 in length
- **Interface:** CAN standard
- **Colour:** AMBER only
- **Dimming Feature:** Side-light connection 50% standard
- **Matrix Display Controller:** A large display controller + shroud allowing easy selection of fixed messages
- **Matrix Editing Software:** Customise messages (available to download on-line). **ACC-370** data cable (USB-A Male to USB-B Mini Male) required.



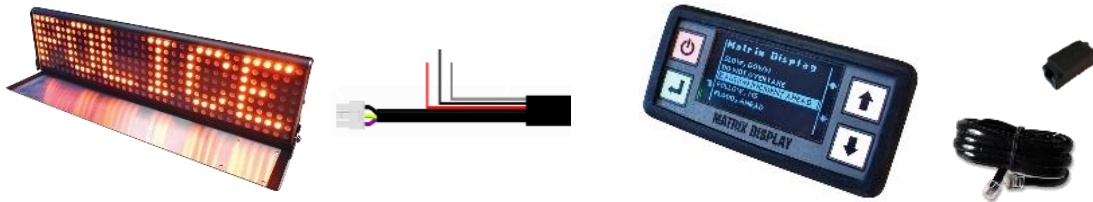
SPECIFICATIONS

Operating Voltage: 12-24v
Red/Black Flying leads for power supply & **Grey** for vehicle side light connection.



TRAFFIC COMMANDER KIT

- MES-KIT-D6C - Traffic Commander Display, 6-character, CAN Interface, Flip Down, with Display Controller, 5m Extension & Adapter
 Easily configured to Flip-Up operational mode through Display Controller, no need for additional product codes
- MES-KIT-F6C - Traffic Commander Display, 6-character, CAN Interface, Fixed, with Display Controller, 5m Extension & Adapter

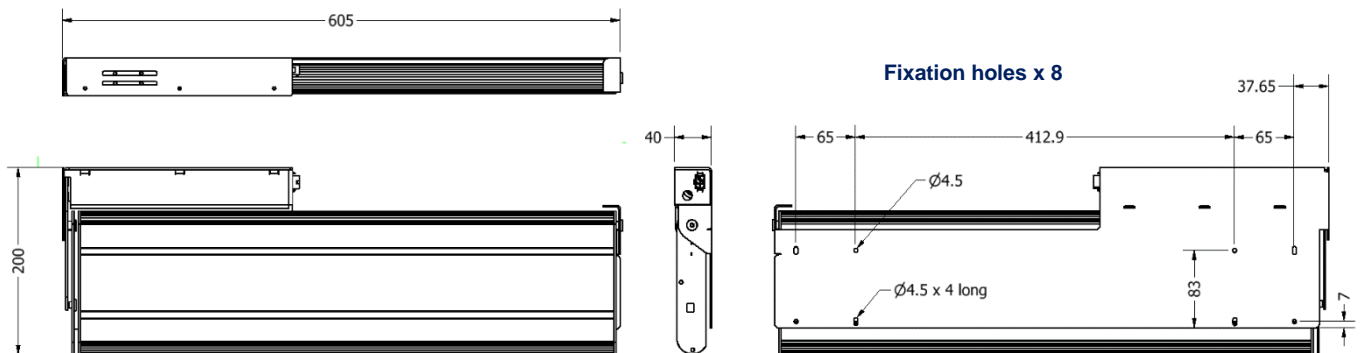


TRAFFIC COMMANDER – Replacement parts

- MES-D6CA - Traffic Commander Display, Flip Down, 6-Character, CAN, Amber
- MES-F6CA - Traffic Commander Display, Fixed, 6-Character, CAN, Amber
- MES-MCS-G4-L - Traffic Commander Controller (111w x 56h x 19d) + Shroud


- 19-1412 - Extension RJ12 cable 5 metre
- 19-1389 - MSC-CCE Adaptor female RJ-RJ
- ACC-370 – Data cable - USB-A Male to USB-B Mini Male - 2m Lead
- 19-1517 – Matrix Display RS232 Adaptor for mobile data terminals (MDT)

Dimensions in closed position (mm):

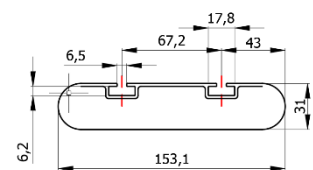


Product approx. weight: 3 Kg (6.6 lb)

Fixed display version (mm):



Product approx. weight: 2.5 Kg (5.5 lb)



RSG ENGINEERING LTD.

19 Hollies Business Park, Hollies Park Road, Cannock, Staffordshire. WS11 1DB.
 Tel: 01543 438800 Fax: 01543 438801 email: people@rsg-ontop.com web: www.rsg-ontop.com

C:10540_22-02-19



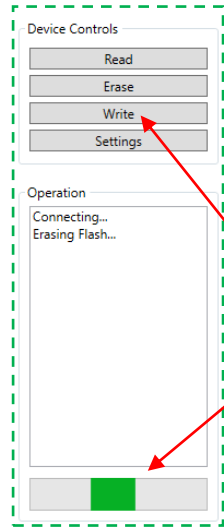
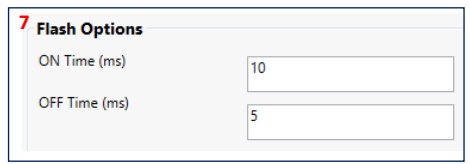
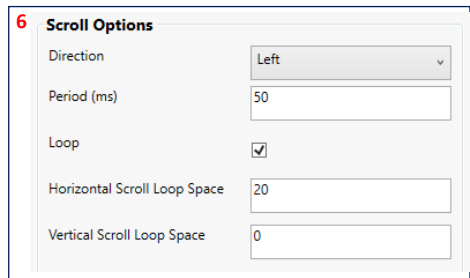
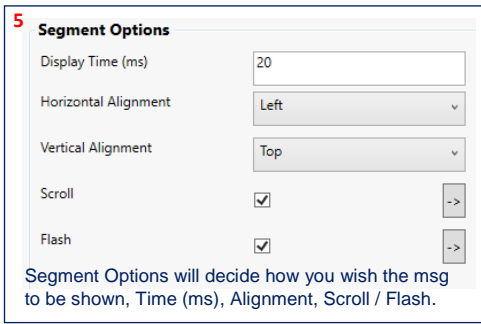
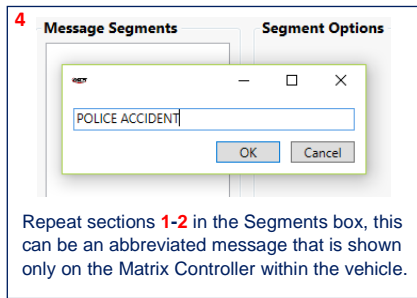
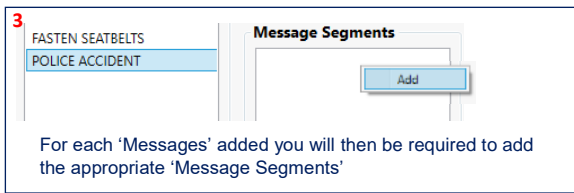
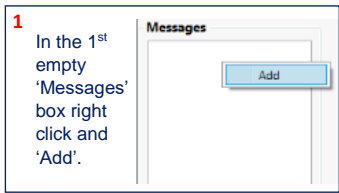
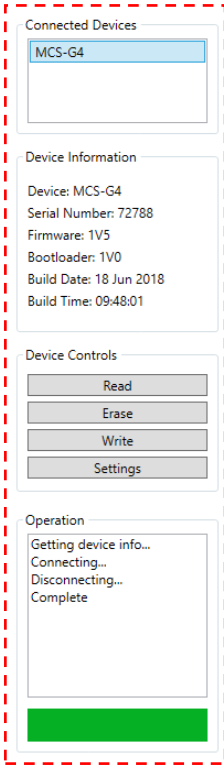
TRAFFIC COMMANDER

TRAFFIC COMMANDER – Software-download click on link below.

[MCS-Matrix Editor - Install.zip](#)

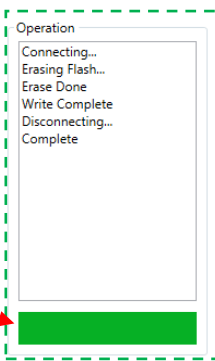
ACC-370 – Data cable - USB-A Male to USB-B Mini Male - 2m Lead, also required.

1. Install the Traffic Commander Display software on a suitable Laptop, this will allow configuration within the vehicle without product removal.
2. Carefully remove the Top section of the Controller shroud, this will reveal the USB-B connection port.
3. Using the cable ACC-370 supplied with software pack connect both Controller & PC.
4. Open software and select the device shown in 'Connected Devices' this will provide all build / serial data.
5. You can then create a new .mcd file within the software following procedures below.



Once you are happy with the 'Messages' select 'Write' this will connect to the device highlighted, erase current file and write the new format.

Status Bar
Process Complete when indicated with a solid Green Bar.



Traffic Commander TEXT Orientation.

The Traffic Commander comes as Flip-down as standard. The orientation of the Text for the unit attached to the G4 controller can be made following the instructions below. Press "Return (Green)" and "Down" at the same time and hold, after 3 seconds the device will enter the settings screen.

Scroll down 1 for Matrix Display and press "Return (Green)". The standard Orientation will indicate "Down" to change setting "Up" press the "Return (Green)" button, this will prompt the down arrow as indicated.

Press "Down" once to change to "Up" now press "Return (Green)" to confirm. This setting makes immediate changes to the text orientation to the unit currently connected to the G4 controller, press "Red" button to exit. **Note:** this setting is stored on the Traffic Commander only and not the G4 controller.



RSG ENGINEERING LTD.

19 Hollies Business Park, Hollies Park Road, Cannock, Staffordshire. WS11 1DB.
Tel: 01543 438800 Fax: 01543 438801 email: people@rsg-ontop.com web: www.rsg-ontop.com