

Top 100
Global
Innovator
for 10 years



Micro Drive M100

The Best Way to Save Money and Time

- Built-in C2 EMC Filter
- User-Friendly Design
 - DIN rail mountable
 - Side-by-side installation
 - Easy connection with RJ45 port
 - Modbus / Smart copier / Remote keypad / Driveview 9
- New UL 61800-5-1 Design
 - Enhanced isolation circuit
- Built-in DB Unit : $\geq 1.5kW$
- Modbus in Advanced I/O Type



Built-in EMC Filter (C2 class)



Side-by-side Installation
(2mm between drives)



DIN rail Mountable

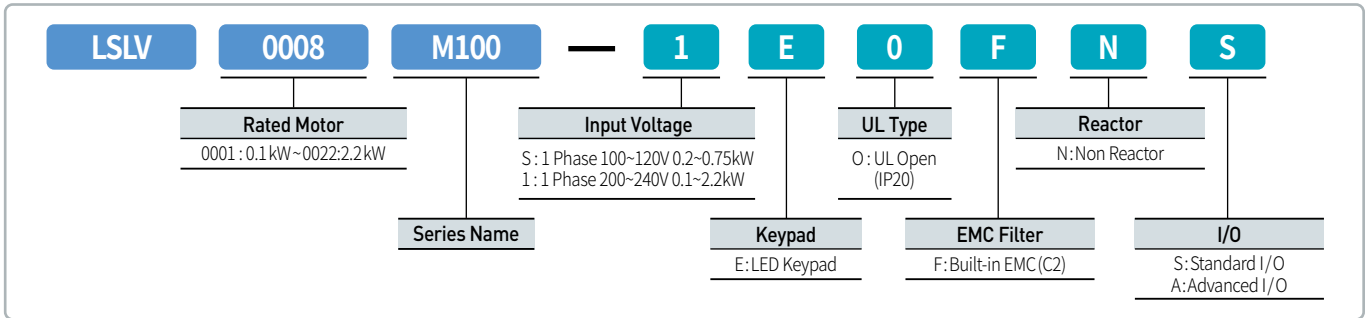


Smart Copier
(Parameter copy without power)



1 Phase 100~120V 0.2~0.75kW
1 Phase 200~240V 0.1~2.2kW





Specification

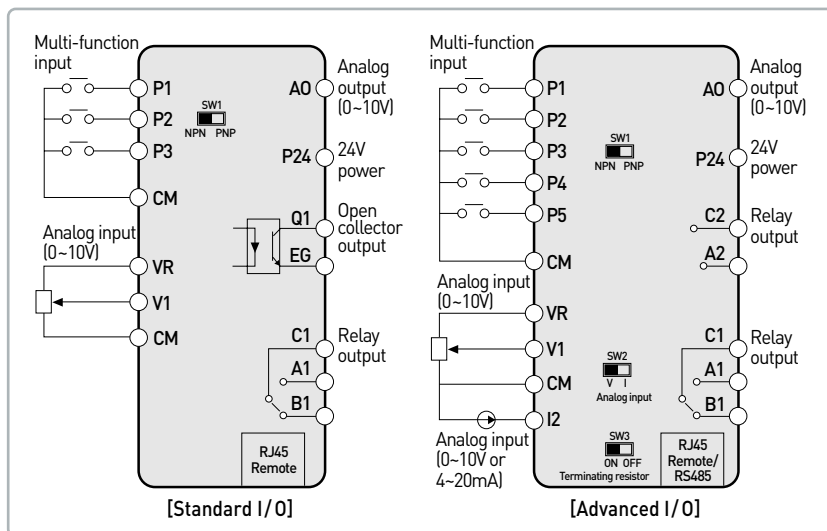
		1 Phase 100~120V			1 Phase 200~240V						
Division		0002	0004	0008	0001	0002	0004	0008	0015	0022	
Applied Motor	Heavy Duty	HP	0.25	0.5	1.0	0.125	0.25	0.5	1.0	2.0	3.0
		kW	0.2	0.4	0.75	0.1	0.2	0.4	0.75	1.5	2.2
Rated Output	Rated Capacity (KVA)		0.6	0.95	1.9	0.3	0.6	0.95	1.9	3.0	4.5
	Rated Current (A)		1.4	2.4	4.2	0.8	1.4	2.4	4.2	7.5	10.0
	Frequency (Hz)		0~400Hz			0~400Hz					
	Voltage (V)		3 phase 200~240V			3 phase 200~240V					
Rated Input	Rated Current (A)		3.7	7.4	13.9	1.0	1.8	3.7	7.1	13.6	18.7
	Frequency (Hz)		50~60Hz (±5%)			50~60Hz (±5%)					
	Voltage (V)		1 phase 100-120Vac (-15% to +10%)			1 phase 200-240Vac (-15% to +10%)					
Cooling Type		Natural cooling			Natural cooling			Forced fan cooling			
Weight (Kg)		1		1.36	0.66		1		1.45		

Environment

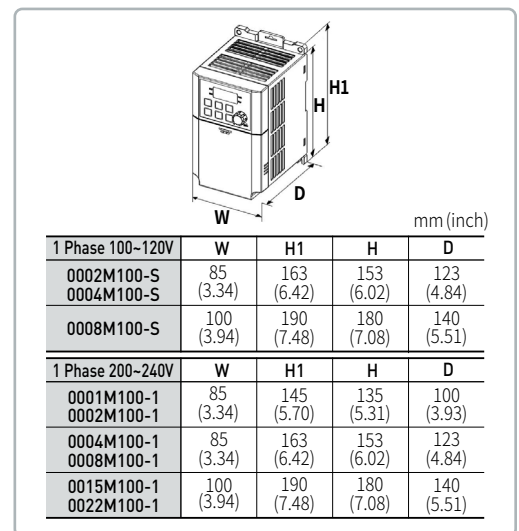
Ambient Temperature*1)	-10~50°C (14~122°F), Ambient temperature under the condition of no ice or frost
Ambient Humidity	Relative humidity less than 95% RH (to avoid condensation forming)
Storage Temperature	-20~65°C (-4~149°F)
Surrounding Environment	Environment Level: 3C3(IEC60721-3-3) classifications (for SO2, H2S, CL, NO2) No corrosive gas, flammable gas, oil mist and dust etc., indoors
Altitude/Oscillation	Below 1,000m, below 9.8m/sec2 (1G)
Pressure	70~106kPa

*1) 0.1~0.2kW products can be operated at a maximum of 50°C. However, the lifespan of the product maybe reduced when operating continuously with a full load when the ambient temperature exceeds 40°C

I/O Configuration



Dimension



■ Seoul Office

LS Yongsan Tower, 92, Hangang-daero, Yongsan-gu, Seoul, 04386, Korea
 Tel: 82-2-2034-4644(Europe), 4982(USA), 4884(East Asia)
 Fax: 82-2-2034-4588 E-mail: drivesales@ls-electric.com



According to The WEEE Directive, please do not discard the device with your household waste.