


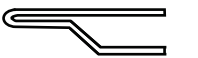
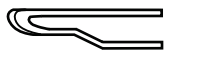
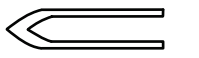

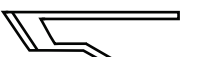
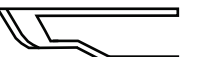
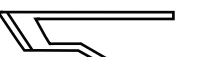
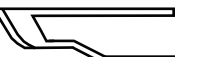

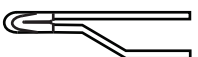
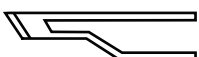
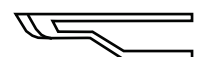
















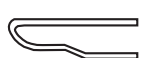









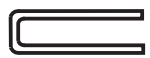
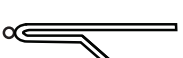
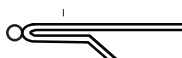
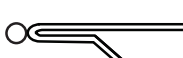








# TIP STYLES

All Tip Styles Available in FT or RT System  
 Tips can be Polished and/or Bent 45 or 90 Degrees

 <b>A</b> (1/4)	 <b>B</b> (1/4)	 <b>BR</b> Rounded Heel	 <b>C</b> Writing	 <b>D</b> (3/16)	 <b>E</b> (1/4)	
 <b>F</b> (3/16)	 <b>G</b> (3/16)	 <b>GR</b> Rounded Heel (3/16)	 <b>H</b> Heavy Wire	 <b>HR</b> Rounded Heel Heavy Wire	 <b>J</b> (1/8)	
 <b>MJ</b> Mini J (1/10)	 <b>K</b> (5/32)	 <b>KR</b> Rounded Heel (5/32)	 <b>LE</b> (1 3/8 x 3/32)	 <b>SLE</b> Short LE (1 1/8 x 3/32)	 <b>LM</b> (1 3/8 x 3/32)	
 <b>M</b> (5/32)	 <b>MR</b> Rounded Heel (5/32)	 <b>PS</b> (1 3/8 x 1/8)	 <b>SQ</b> (1 3/8 x 3/32)	 <b>NP</b> Needle Point	 <b>MC</b> Micro Writing	
 <b>S</b> (3/16)	 <b>SP</b> Spoon Shader (5/32)	 <b>LSS</b> Large Square Shader	 <b>SHS</b> Small Heavy Shader	 <b>SRS</b> Small Round Shader	 <b>QT</b> Quill Tip (5/32)	
 <b>LRW</b> Large Round Wire	 <b>SRW</b> Small Round Wire	 <b>FSS</b> Fish Scale Small (1/8)	 <b>FSM</b> Fish Scale Medium (3/16)	 <b>FSL</b> Fish Scale Large (1/4)	 <b>FSXL</b> Fish Scale X Large (3/8)	
 <b>R071</b> Circle (.071)	 <b>R100</b> Circle (.100)	 <b>R189</b> Circle (.189)	 <b>R240</b> Circle (.240)	 <b>C1</b> Calligraphy (1/8)	 <b>C2</b> Calligraphy (1/4)	
 <b>B1</b> Ball (.0394)	 <b>B2</b> Ball (.0625)	 <b>B3</b> Ball (.09375)	 <b>DG</b> Double Line Point	 <b>DA</b> Double Line Round		
<div style="border: 1px dashed black; padding: 5px;"> <p><b>Larry Barth Tip Style &amp; Pat Godin Tip Style</b></p> <p>thicker &amp; more beveled burning edge</p> </div>		 <b>LBK</b> Larry Barth K (5/32)	 <b>LBG</b> Larry Barth G (3/16)	 <b>PG</b> Pat Godin (3/16)	 <b>GUGE</b> Bob Guge	<div style="border: 1px dashed black; padding: 5px;"> <p><b>Bob Guge Tip Style</b></p> <p>a curved tip with an unsharpened burning edge</p> </div>

Custom Tip Styles are available upon request

Since our Tips are handmade, the measurements of the actual tip may vary slightly from what is indicated above  
 Measurements given in Inches

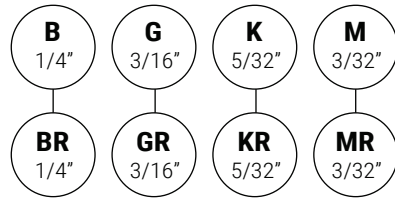
# COLWOOD WOODBURNING

## SUGGESTED TIP STYLE USES

best for  
**STRAIGHT  
THIN LINES**

**SHARP  
CORNERS**  
useful for burning  
on flat areas

**ROUNDED**  
useful for burning  
on sculpture  
helps prevent gouging  
into the wood



per suggestion of World Class Carvers, tips offer a rounded heel to prevent digging into wood



--- decreasing tip width --->



**Heavy Wire**  
same shape as the G Tip but with a Thicker Tip Wire



**Spear Tip**  
sharper, more pronounced, spear-like point



**Double G**  
two G Tips next to each other to burn two lines at once



**Long M**  
same shape as the M Tip but longer (1-3/8")



**Large Round Wire**  
useful for creating hair or fur texture



**Small Round Wire**  
useful for creating hair or fur texture



**Double A**  
two A Tips next to each other to burn two lines at once



**Primary Short**  
useful for burning into small tight areas such as wings (1-3/8" Long)

best for  
**WRITING  
& CURVY  
LINES**

### WRITING TIPS



**Writing**  
similar burn size to a standard ball point pen



**Micro Writing**  
similar burn size to a fine ball point pen



**Needle Point**  
similar size to a sewing needle



**tip styles intended to produce similar marks to calligraphy pens**



### BALL TIPS



**Ball Tip Styles are chrome ball bearings that glide effortlessly across the work area great for drawing, writing, or burnishing**



best for  
**SHADING  
& VALUE  
DRAWINGS**



**Shading**  
standard shading tips for general large area even darkening



**Spoon Shader**  
similar to spoon shape useful for smaller tight area shading



**Large Square Shader**  
largest shader stroke darkens the largest area



**Small Heavy Shader**  
smallest shader sold already polished rounded tip end



**Small Round Shader**  
med - small shader sold already polished pointed tip end



**Square**  
useful for raising sharp lines, shading, and calligraphy



**Quill Tip**  
useful for outlining feathers and shading

best for  
**GENERAL  
BURNING**



**Spade**  
shaped like a spade symmetrical burning edges



**Long E**  
similar shape to the E Tip but longer (1-3/8")

best for  
**FISH  
REPTILE  
SCALES**



best for  
**CIRCLE  
SHAPES**

