

Made in the U.S.A.



Pyrography: The art or process of producing designs on wood, or other material using heated tools or a fine flame.



Detailer



Super Pro



Cub



Galaxy




Olympiad

Since 1979 Colwood has supplied the art world with professional, affordable woodburning tools and accessories. With a choice of five control units and over 100 variations of 40 tip styles, Colwood can satisfy any skill level, budget, or pyrographic need.

No longer the sole province of duck and bird carvers, woodburning tools are now being used by everyone from the stamp artist to the leather worker. New materials, such as vellum, ivory, bone, eggshell, gourds, card stock, x-ray film, cork, and of course wood, work well with Colwood tools.



Great Blue Heron



Burning your piece adds a unique dimension. The burned piece has more depth than if the pieces were merely painted. The picture of the owl on the left is an example of a woodburning that was also colored in. Woodburners are also very popular with gourd artists. Some gourds are very hard and require a woodburner with more power; we recommend using a heavy duty cord for generating this extra power.

Each of our products has been developed with the customer in mind. Using input from world class artists, we created and tailored our products to satisfy your most meticulous needs. Thus, Colwood tools are precise, easy-to-use, and cost effective. All our units are manufactured right in our New Jersey locations in order to provide the best possible service.

Colwood also offers a full line of accessories, as well as books and instructional materials on carving and burning. Our staff is knowledgeable and friendly, so feel free to give us a call for additional information or any questions or concerns that you may have. If you have access to the Internet, please visit our website at www.woodburning.com.

Colwood
44 Main Street
Farmingdale, NJ 07727
Tel: 732.938.5556
Fax: 732.938.9037
www.woodburning.com

How Woodburning Units Work

Virtually all of the modern woodburning units are constructed in the same manner. A transformer provides the power and is controlled by a device not unlike a light dimmer that passes the power to a handpiece cord where a burning pen and tip are attached. The transformer's purpose is to step down the voltage to a useable level that is regulated by the controller that passes the power through the cord to the handpiece and tip.

The Wattage Controversy


There has been a lot of misleading information concerning wattage on woodburning units. Many manufacturers make high wattage claims that are false. We have tested many of these units and have found that they all consume less than 45 watts of power, including the units claiming to deliver 130 watts max. Simply put, wattage is power, and generally speaking, more is better than less. The logical question to ask is, "How much wattage do I need?" To answer this we conducted an experiment in our shop using a wattmeter (a device that measures power consumption), a Detailer with 18 gauge cord, and a "K" tip (small point). Several lines were burned with the Detailer's control knob set to 5. We were able to burn nice, crisp "toast" colored lines-- the wattmeter registered 15 watts! Next, we set the Detailer to full power. The "K" tip glowed a bright orange, ignited the wood, and burned thick, charred lines lacking the fine detail that artists require. The wattmeter registered 27 watts. With respect to woodburning, we feel that wattage rating is severely overrated. You should choose a woodburner that has the features that you require, and a price tag that fits your budget. Colwood's wide selection of control units, and handpiece cords makes it easy for you to accomplish this while satisfying all of your artistic needs.



"K" Tip



Heat Setting of 5



Heat Setting of 10



"K" Tip glowing with Detailer set to max power

Woodburning Kits

For those people who are not sure what to purchase, Colwood has a variety of kits that are available with the most popular tip styles. These tip styles are designed to let the artist achieve the most popular techniques — fine detail, writing/drawing and shading.

Colwood offers Standard and Deluxe Kits. Both packages offer the unit, tips, and a carrying case.

The Deluxe Kits also include an instructional book, a piece of poplar, cleaning cloth and honing paper. Visit our website for more details.



Standard Kit


Deluxe Kit



Learn to Burn

A comprehensive list of the Books and Instructional Material that Colwood offers can be found on the Accessories page or on our website www.woodburning.com

“Pyrography Basics” By Lora Irish




Nationally recognized artist and pyrographer Lora S. Irish makes it easy for beginners to learn the creative craft of woodburning in *Pyrography Basics*.

All that aspiring beginners need is this book and an inexpensive woodburning tool to start adorning wood, gourds, leather, paper and more with beautifully burned images and patterns.

The author provides a thorough introduction to basic tools, materials and techniques. Readers learn how to set up a practice board to experiment with strokes and settings before moving on to working projects with confidence. Seven skill-building projects provide step-by-step exercises in using temperature, time, layering and texturing to create artistic tonal values.


“The Art & Craft of Pyrography” By Lora Irish



This book offers more than forty amazingly detailed new projects that explore the craft of pyrography across a full range of inventive media. Also included are tips and techniques on creating tonal values, understanding shadows, adding color to your burnings, and finishing your work.

Each fascinating project has complete instructions plus photographs of both finished pieces and the work-in-progress across pale, medium, dark, and detailed stages.

“Woodburning: Project & Pattern Treasury” By Deborah Pompano



Inside this, her first book, Deborah Pompano shares techniques for getting started in woodburning. You'll learn what 5 tips she recommends, how to create a vast variety of dimension, shade and texture with your woodburner, and how to develop your drawing skills for use in pyrography.


At the heart of this book is an unbelievable treasure trove of patterns. The patterns cover a wide spectrum of themes including: harvest, arbor, birds and other wildlife, seaside, clipper ship, teatime, Native American, garden, floral, lighthouse, and much more. The book includes two practice exercises, one step by step project and close up instruction on lettering.

Pyrography Workshop DVD by Sue Walters

Watch and follow along as Sue Walters demonstrates how to create a bird portrait in high realism from pattern to finished picture.

A complete instructional DVD workshop including:

- 1 hardcopy outline pattern
- 1 hardcopy texture map
- 1 hardcopy full color picture
- 2 DVD Set



Over 85 minutes One on One Training Bonus 20 minute chapter—An introduction to Burning including Tips and Techniques, a How To Guide, and a Guide to Troubleshooting

Colwood Now Has a YouTube Channel



Colwood has created instructional videos to exhibit proper use of our products.

There is a general guide to using Colwood Woodburning tools. This video walks you through tip systems and proper burning techniques, outlining everything you need to know. It also contains common questions and answers, common problems and solutions, and helpful hints.

To view our latest videos visit www.youtube.com and search for “Colwood Woodburning Tools”. The videos are also viewable from our website.

Control Units

Precision, Versatility, Control, and Service - Qualities that describe Colwood's full line of woodburning tools and accessories. Colwood offers five control units with their own distinct features to satisfy all skill levels—the novice to the professional artist. Each unit includes a solid state controller and an ultra-flex cord as standard equipment. The “guts” of all our control units are housed in a sturdy, custom “cold rolled steel” enclosure, as opposed to a generic, off-the-shelf, plastic box that is susceptible to potential cracking or melting from careless mistakes. All of our units are manufactured and serviced right in our factory. Thus, we can ship virtually every order and repair within a 24 hour period.

The Cub

The smallest and most economical of Colwood's line / Compact and handy for travel / Pilot light / On-off switch incorporated into the dial / Precise solid state temperature controller / Cable clamp which allows the user to suspend the unit over the work area / One ultra-flex cord (18 gauge) / Two year warranty / Tips and handpieces sold separately



The Detailer

Colwood's original woodburner / Lighted on-off switch / Precise solid state temperature controller / Terminal barrier for easy replacement of handpiece cord / Clip for mounting handpieces / Two year warranty / Tips and handpieces sold separately



The Super Pro II

The most versatile of Colwood's line / Selectable front panel switch allowing the user to have two different tip styles set up and ready to use / Two terminal barriers for easy replacement of handpiece cords / Lighted on-off switch / Precise solid state temperature controller / Highly visible, slanted front panel / One ultra-flex handpiece cord (18 gauge) / One heavy duty handpiece cord (16 gauge) / Recommended unit for fish carving / Two year warranty / Tips and handpieces sold separately



The Galaxy

Digital display (nominal range 0-550) / 55 distinct temperature settings / Circuitry that compensates for fluctuations in line voltage / 3-Pronged AC cord and built in fuse / Precise, solid state temperature controller / Terminal barrier for easy replacement of handpiece cord / Separate on-off switch / Clip for mounting handpieces / One ultra-flex cord (18 gauge) / Four year warranty / Tip and handpieces sold separately



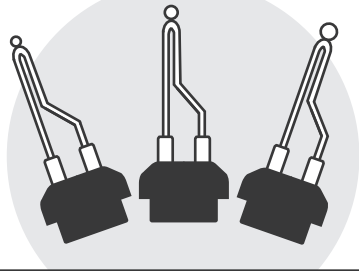
The Olympiad

Widest heat range of all our units / Contains two transformers / Lighted on-off switch / Precise solid state temperature controller / One ultra-flex handpiece cord (18 gauge) / Ideal for signs and plaques, woodworkers, gourd artists / Hot Knife included (not pictured) / Two year warranty / Handpiece pictured not included



TIP BUNDLE PACKAGES

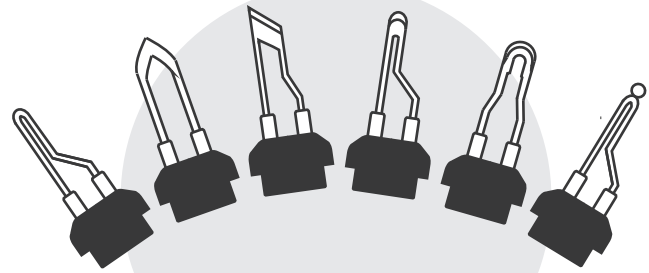
All Tip Styles Available in FT or RT System
 Tips can be Polished and/or Bent 45 or 90 Degrees



BALL TIP PACKAGE

B1 Ball (.0394")
B2 Ball (.0625")
B3 Ball (.09375")

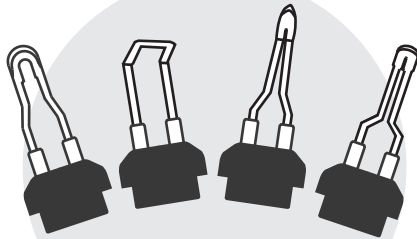
ID: BTPF / BTPR



GOURD TIP PACKAGE

C Writing (1/4)
E Heavy Wire (1/8)
J (3/16)
S Ball (.0625")
B2 Ball (.0625")

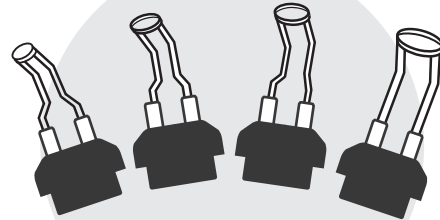
ID: GTPF / GTPR



SHADING TIP PACKAGE

S Shading
LSS Large Square Shader
SRS Small Round Shader
SP Spoon Shader

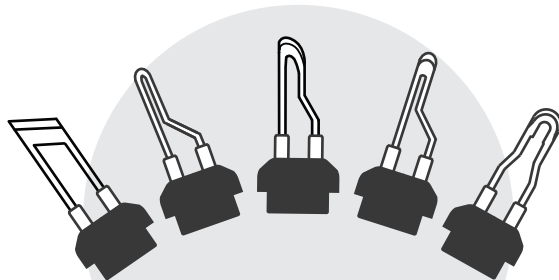
ID: STPF / STPR



CIRCLE TIP PACKAGE

R071 Circle (.071)
R100 Circle (.100)
R189 Circle (.189)
R240 Circle (.240)

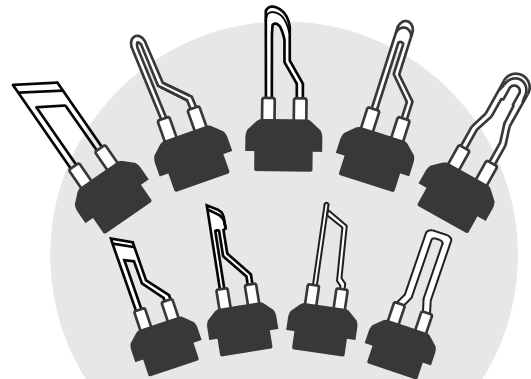
ID: CTPF / CTPR



VARIETY STANDARD TIP PACKAGE

B (1/4)
C Writing (3/16)
D (1/8)
J (3/16)
S (1/8)

ID: VTPF / VTPR






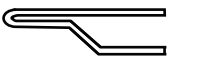
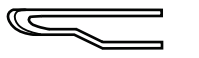
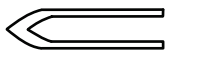

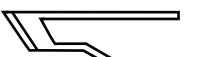
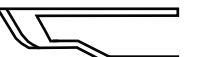
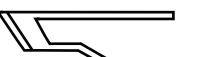
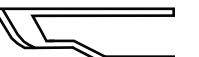

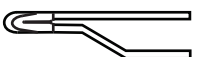
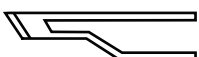
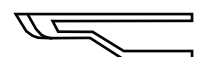
















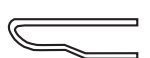


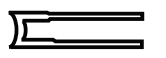
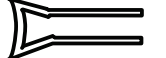





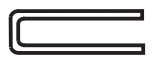
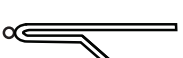
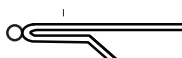
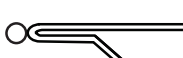






VARIETY DELUXE TIP PACKAGE

B (1/4)
C Writing (3/16)
D (1/8)
J (3/16)
S (1/8)
K (5/32)
MC Micro Writing (5/32)
MR Rounded Heel (5/32)
C1 Calligraphy (1/8)

ID: VDPF / VDPR

TIP STYLES

All Tip Styles Available in FT or RT System
 Tips can be Polished and/or Bent 45 or 90 Degrees

 A (1/4)	 B (1/4)	 BR Rounded Heel	 C Writing	 D (3/16)	 E (1/4)	
 F (3/16)	 G (3/16)	 GR Rounded Heel (3/16)	 H Heavy Wire	 HR Rounded Heel Heavy Wire	 J (1/8)	
 MJ Mini J (1/10)	 K (5/32)	 KR Rounded Heel (5/32)	 LE (1 3/8 x 3/32)	 SLE Short LE (1 1/8 x 3/32)	 LM (1 3/8 x 3/32)	
 M (5/32)	 MR Rounded Heel (5/32)	 PS (1 3/8 x 1/8)	 SQ (1 3/8 x 3/32)	 NP Needle Point	 MC Micro Writing	
 S (3/16)	 SP Spoon Shader (5/32)	 LSS Large Square Shader	 SHS Small Heavy Shader	 SRS Small Round Shader	 QT Quill Tip (5/32)	
 LRW Large Round Wire	 SRW Small Round Wire	 FSS Fish Scale Small (1/8)	 FSM Fish Scale Medium (3/16)	 FSL Fish Scale Large (1/4)	 FSXL Fish Scale X Large (3/8)	
 R071 Circle (.071)	 R100 Circle (.100)	 R189 Circle (.189)	 R240 Circle (.240)	 C1 Calligraphy (1/8)	 C2 Calligraphy (1/4)	
 B1 Ball (.0394)	 B2 Ball (.0625)	 B3 Ball (.09375)	 DG Double Line Point	 DA Double Line Round		
<div style="border: 1px dashed black; padding: 5px;"> <p>Larry Barth Tip Style & Pat Godin Tip Style</p> <p>thicker & more beveled burning edge</p> </div>		 LBK Larry Barth K (5/32)	 LBG Larry Barth G (3/16)	 PG Pat Godin (3/16)	 GUGE Bob Guge	<div style="border: 1px dashed black; padding: 5px;"> <p>Bob Guge Tip Style</p> <p>a curved tip with an unsharpened burning edge</p> </div>

Custom Tip Styles are available upon request

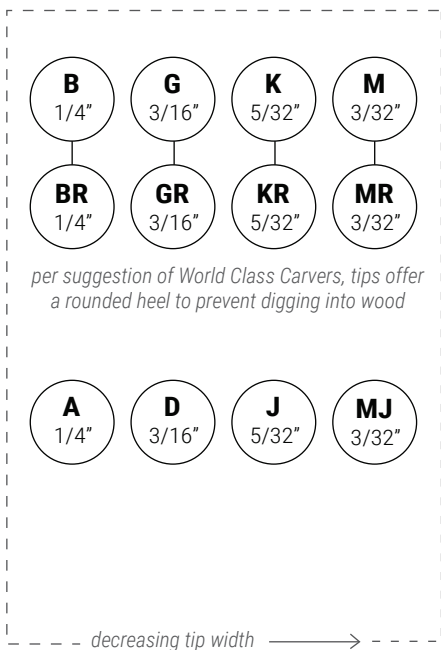
Since our Tips are handmade, the measurements of the actual tip may vary slightly from what is indicated above
 Measurements given in Inches

COLWOOD WOODBURNING SUGGESTED TIP STYLE USES

best for
**STRAIGHT
THIN LINES**

**SHARP
CORNERS**
*useful for burning
on flat areas*

ROUNDED
*useful for burning
on sculpture
helps prevent gouging
into the wood*



H
3/16"
Heavy Wire
*same shape as
the G Tip but
with a Thicker
Tip Wire*

F
3/16"
Spear Tip
*sharper, more
pronounced,
spear-like
point*

DG
3/16"
Double G
*two G Tips next
to each other
to burn two
lines at once*

LM
3/32"
Long M
*same shape as
the M Tip but
longer (1-3/8")*

LRW
Large Round
Wire
*useful for
creating hair
or fur texture*

SRW
Small Round
Wire
*useful for
creating hair
or fur texture*

DA
1/4"
Double A
*two A Tips next
to each other
to burn two
lines at once*

PS
1/8"
Primary Short
*useful for
burning into small
tight areas
such as wings
(1-3/8" Long)*

best for
**WRITING
& CURVY
LINES**

WRITING TIPS

CALLIGRAPHY

BALL TIPS

C
Writing
*similar burn size
to a standard
ball point pen*

MC
Micro Writing
*similar burn size
to a fine ball
point pen*

NP
Needle Point
*similar size
to a sewing
needle*

C1
1/8"

C2
1/4"

*tip styles intended to
produce similar marks to
calligraphy pens*

B1
.0394"

B2
.0625"

B3
.09375"

*Ball Tip Styles are chrome ball bearings
that glide effortlessly across the work area
great for drawing, writing, or burnishing*

best for
**SHADING
& VALUE
DRAWINGS**

S
3/16"
Shading
*standard shading
tips for general
large area
even darkening*

SP
5/32"
Spoon Shader
*similar to
spoon shape
useful for smaller
tight area shading*

LSS
Large Square
Shader
*largest shader
stroke darkens
the largest area*

SHS
Small Heavy
Shader
*smallest shader
sold already polished
rounded tip end*

SRS
Small Round
Shader
*med - small shader
sold already polished
pointed tip end*

SQ
3/32"
Square
*useful for
raising sharp lines,
shading, and
calligraphy*

QT
5/32"
Quill Tip
*useful for
outlining feathers
and shading*

best for
**GENERAL
BURNING**

E
1/4"
Spade
*shaped like a spade
symmetrical
burning edges*

LE
3/32"
Long E
*similar shape to
the E Tip but
longer (1-3/8")*

best for
**FISH
REPTILE
SCALES**

FSS
1/8"

FSM
3/16"

FSL
1/4"

FSXL
3/8"

best for
**CIRCLE
SHAPES**

070
1/4"

100
3/16"

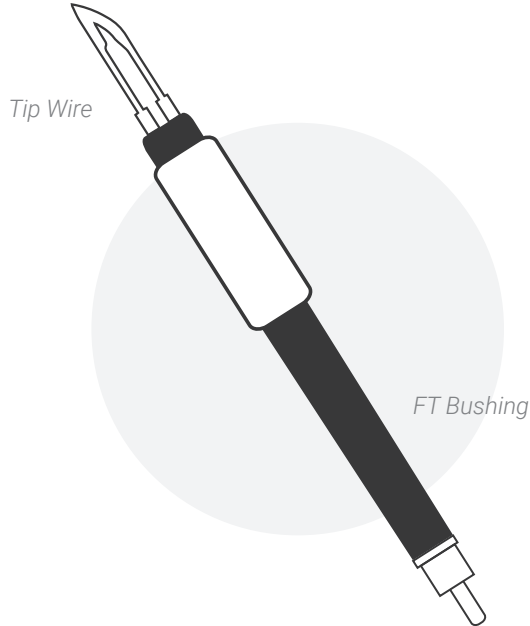
189
5/32"

240
3/32"

WOODBURNING TIPS & HANDPIECES

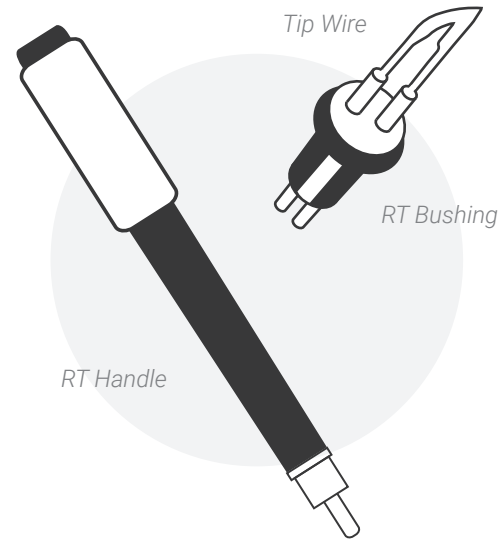
All Colwood Tip Styles are available in either
Fixed Tip OR **Replaceable Tip**

Both Tip Systems provide nearly identical woodburning performances and heat outputs



FIXED TIP

FT System



REPLACEABLE TIP

RT System

- Using the Fixed Tip System, the Tip Style is *permanently fixed* in the Handle / Handpiece
- Therefore it is *much easier* to change between Tip Styles, since you simply swap out the *entire handpiece with an handpiece* of a different Tip Style
- The permanent connection of the Fixed Tips increases the longevity of the Tips' lifetime.
- Since each Fixed Tip Style is attached to a Handpiece, the cost of testing out many different Tip Styles can add up
- Using the Replaceable Tip System, the Tip Style is attached to a *RT Bushing* which can slide in and out of the *RT Handle*
- Therefore to change between Tip Styles, you swap *RT Bushings* in and out of a *single RT Handle*. The *EZ Tip Puller* accessory aids in the removal of the hot *RT Bushings*
- Since the Replaceable Tips involve an additional connection, while unlikely, they do have a potential to ware down leading to poor heat connection
- Replaceable Tips are a bit more economic for the woodburning artist looking to sample many different Tip Styles

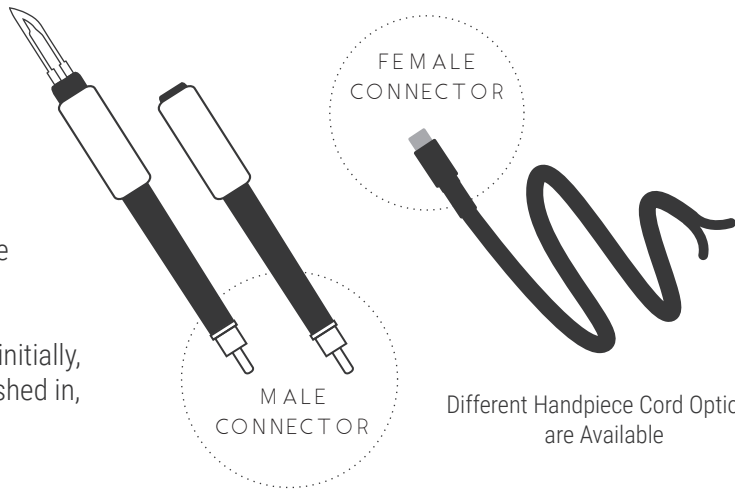
*It is helpful to keep an additional RT Handle, so you are not left unable to burn, in the case of a malfunction

OPERATION OF TIP SYSTEMS

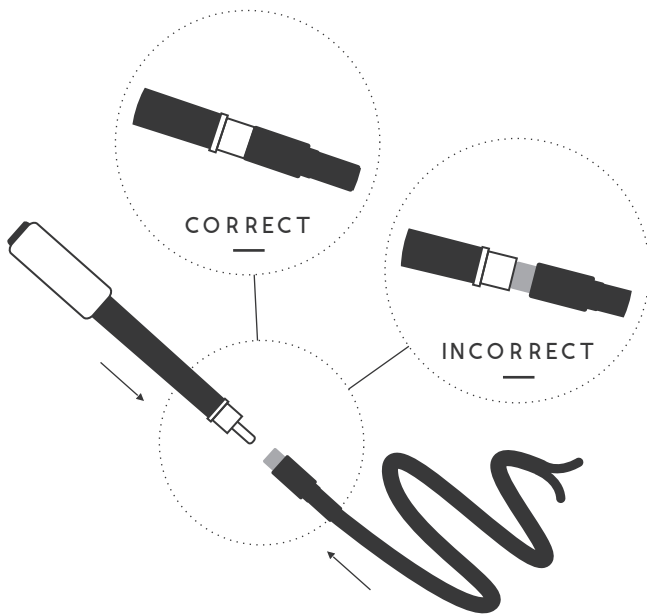
The Fixed Tip pens and RT Handle connect to the Handpiece Cord in the same manner.

The Male Connector on the Handpiece attached to the Female Connector on the Handpiece Cord.

Although it may be a tight fit, especially initially, it is important that the tools are fully pushed in, to be properly connected



Different Handpiece Cord Options are Available

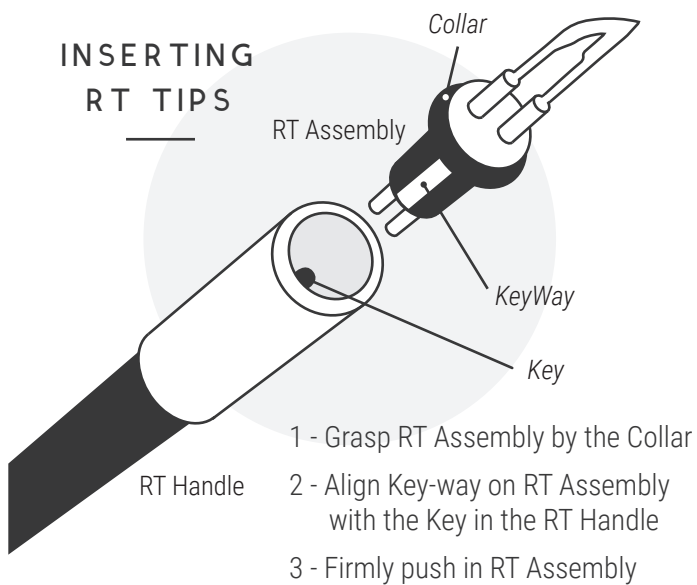


IMPORTANT FOR PROPER USE

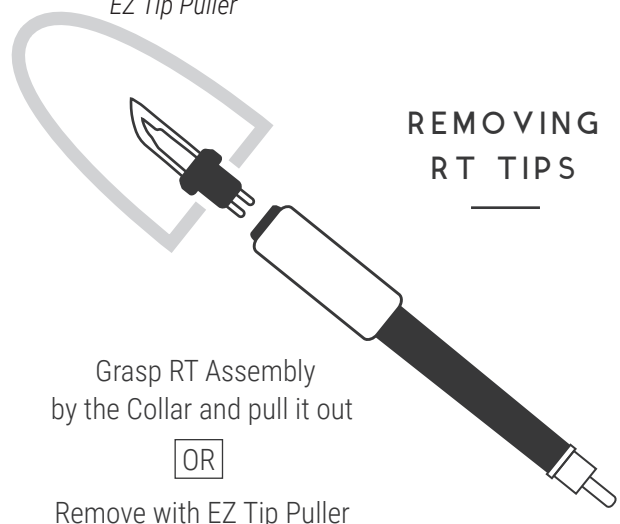
To properly connect the Handpiece to the Handpiece Cord, assure that the metal from the Male Connector *completely covers* the metal from the Female Connector.

Otherwise intermittent or poor heating can occur when woodburning.

INSERTING RT TIPS



EZ Tip Puller



REMOVING RT TIPS

Grasp RT Assembly by the Collar and pull it out

OR

Remove with EZ Tip Puller

COLWOOD WOODBURNING ACCESSORIES



**HEAVY
DUTY**
(16 awg)
ID: 0801

The Heavy Duty (HD) Handpiece Cord provides the heating requirement for harder varieties of wood

Burns well on darker, hard wood (maple, oak, etc.) and dried Gourds

Medium wire insulation for flexibility, while keeping cooler than the Ultra Flex, may still feel warm



**HIGH
POWER**
(14 awg)
ID: 0802

The High Power (HP) Handpiece Cord provides the heating requirement for bone and antler burning

Burns well on darker, hard wood (maple, oak, etc.) and can be used to burn into bone or antlers

Thick wire insulation for limited heating of the cord, at the expense of flexibility

Colwood offers three different types of Handpiece Cords. Each type allows the Tips to *reach different temperatures* which can help *when burning on different mediums*.



**CORK
GRIP**
ID: 0150

The standard Cork Grip rests comfortably in hand while remaining cool to hold




**FOAM
GRIP**
ID: 0150F

The Foam Grip rests softly like a pen in the hand while remaining cool to hold



**CORK
HEAT
SHIELD**
ID: 0151

The Cork Heat Shield provides greater insulation from the heat to assure comfortability when burning




**THERMAL
FINGER
GUARDS**
ID: TFG

Heat Resistant, Non-Stick Silicone Thermal Finger Guards can be worn while using Colwood handpieces to reduce the amount of heat felt.

CORK CONNECTOR PROTECTOR ID: CCPP



When burning, the connection between the Handpiece and the Cord may heat to uncomfortable levels. The Cork Connector Protector will shield your hand from the hot metal connection by simply sliding over the connection.



**TIP CLEANING
BURRS**
ID: TCB
for use with a Dremel Tool
1/8" Collet


After woodburning awhile, you may notice a residue develop on the Tip Wire.

This is referred to as *Carbon Buildup*.

It can be easily cleaned resulting in longer Tip life and more hours of comfortable burning.

**CLEANING
CLOTH**
ID: 0201

rough cloth which can be used for cleaning without wear to the wire



**HONING
PAPER**
ID: 0200
600 Grit



Name _____ Phone _____

Address _____

City _____ State _____ Postal Code _____

Email _____

Credit Card # _____ Sec. Code _____ Exp. Date _____

PART #	QTY	DESCRIPTION	PRICE	TOTAL

SUBTOTAL

7 % (NJ RESIDENTS ONLY) TAX

SHIPPING & HANDLING

TOTAL

DOMESTIC SHIPPING AND HANDLING CHARGES

ORDER TOTAL	COST	
\$0.01—\$9.99	\$5.75	Shipping and handling charges apply to the 48 contiguous states. Call or Email for shipping charges to Alaska and Hawaii. You can also visit our web site, www.woodburning.com where you can place your order and make payment through PayPal, the secure payment system. It's Safe, Simple and Fast.
\$10.00—\$49.99	\$6.75	
\$50.00—\$99.99	\$7.75	
\$100.00—\$199.99	\$10.75	
Over \$200.00	\$12.75	

All international shipments will be shipped via USPS unless requested otherwise and will be charged the actual shipping and handling cost plus \$3.00 handling per carton. All prices subject to change without notice.

RETURN & REPAIR POLICY

RETURNS

If you wish to return your order for an reason, you must notify Colwood *within 10 Days* after receiving it. Refunds are only issued for items after they are returned in their original, undamaged condition. When returning an item, you should use the original packing material and ship it via an insured carrier. Colwood is not responsible for any damage in return shipping. Actual Shipping and Handling charges are *not refundable*.

If you wish to return items that were ordered in quantities of 10 or more, there will be an additional 20% Restocking Fee. The 20% Restocking Fee is also applies to any Reed & Barton item regardless of quantity. Returns of any Deluxe Package will have a 5% Restocking Fee.

If you receive an item that you believe was damaged in shipment, you must notify Colwood within 10 Days of receipt of your order. Do NOT throw away the original packing material. Damaged or defective items will be replaced with an identical product and return shipping will be refunded.

If purchase was not made directly through Colwood, but rather one of our Distributors, please contact them for their return policy.

REPAIRS

If your Woodburning Tools are in need of repair, you should send the tools directly to us. Do NOT attempt to repair the unit yourself. Any attempt to repair the tools yourself, will void any existing warranty. If you send the Unit follow these instructions :

WHAT TO INCLUDE IN SHIPMENT

- A Brief Note explaining the issue
- Malfunctioning Woodburning Unit
- Any other tools relevant to the issue
- A daytime Phone Number where you can be reached

WHERE TO SHIP IT

Colwood
44 Main Street
Farmingdale, New Jersey
07727 United States

Handpieces and Tips are not able to be repaired. However, it is helpful to include Tips or Handpieces if they are relevant to the issue you are having with the Woodburning Unit. After our technicians evaluate the Woodburning Unit, we will contact you with information on the repair and return. Most repairs cost around \$25.00

WARRANTY INFORMATION

Cub	2 Years*
Detailer	2 Years*
Super Pro	2 Years*
Olympiad	2 Years*
Galaxy	4 Years*
All Handpiece Cords	1 Year
Fixed Tip Handpieces	3 Months
RT Handle	3 Months
Replaceable Tips	3 Months

* Does NOT include
Handpiece Cords,
Handpieces,
or Tips
*(these are covered in
the separate warranty)*