

# FITTING DIAGRAM

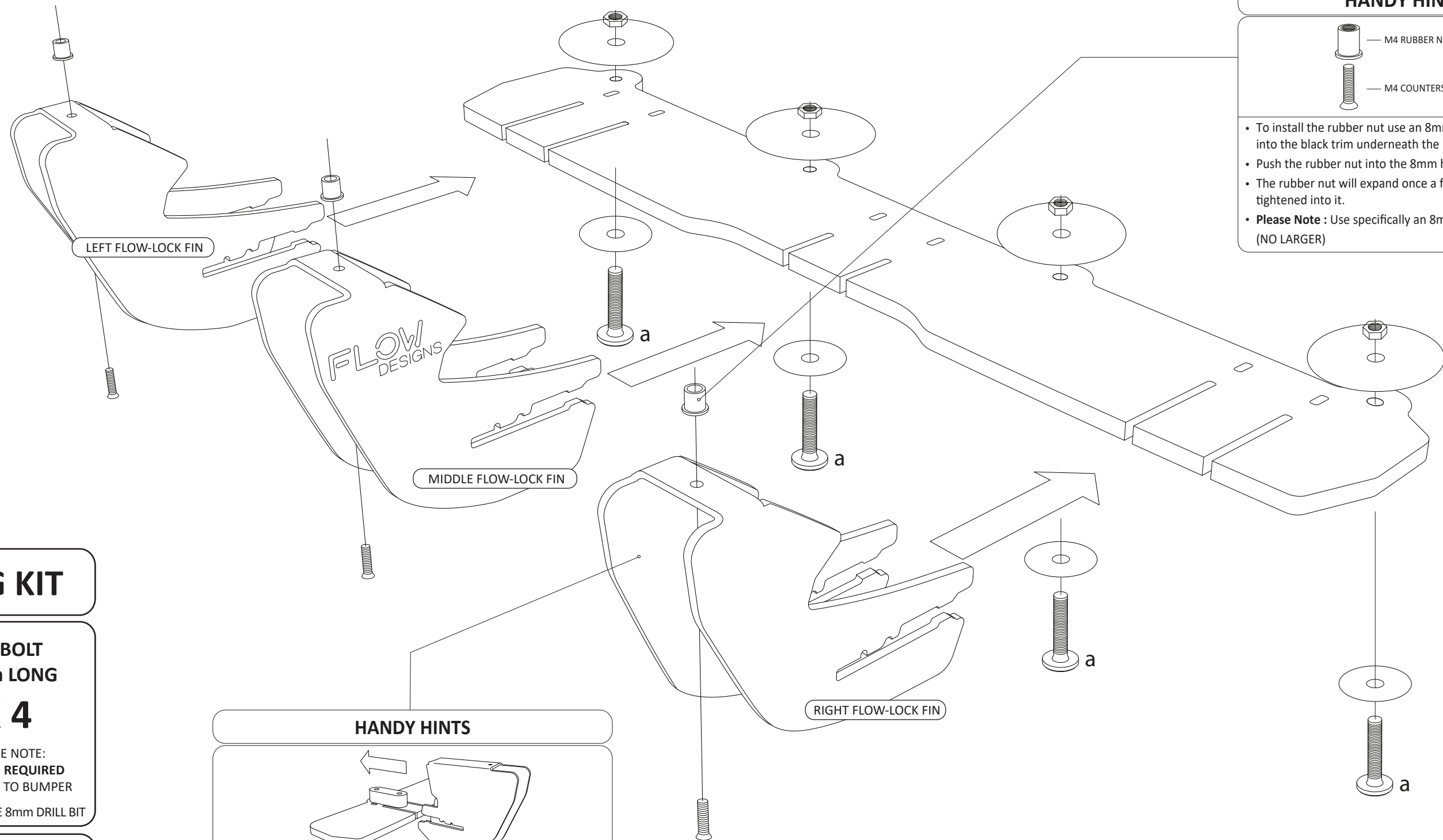
VW MK7.5 GOLF R : REAR DIFFUSER KIT + FLOW-LOCK FINS

## INSTALLATION AND FITTING SERVICES

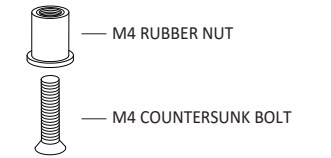
If you are having any difficulties please seek professional advise from the listed International and Domestic Authorised Dealers on our website.

[www.flowdesignsaustralia.com](http://www.flowdesignsaustralia.com)

# BUMPER REMOVAL NOT REQUIRED



### HANDY HINTS



- To install the rubber nut use an 8mm drill bit to drill a hole into the black trim underneath the bumper.
- Push the rubber nut into the 8mm hole.
- The rubber nut will expand once a fastener has been tightened into it.
- **Please Note** : Use specifically an 8mm Drill bit. (NO LARGER)

### FITTING KIT

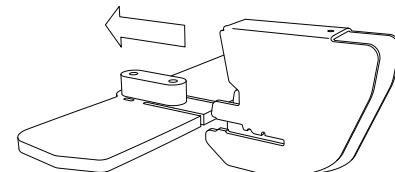
**a**  
M6 BOLT  
40mm LONG  
**X 4**

PLEASE NOTE:  
DRILLING REQUIRED  
TO FASTEN TO BUMPER  
PLEASE USE 8mm DRILL BIT

**b**  
M4 X 16mm BOLT  
+  
M4 RUBBER NUT  
**X 3**

PLEASE NOTE:  
DRILLING REQUIRED  
TO FASTEN TO BUMPER  
PLEASE USE 8mm DRILL BIT

### HANDY HINTS



- Align FLOW-LOCK Fins to their corresponding slots.
- Push fin firmly into the slots until a clicking sound is heard.
- Check both top and bottom locking tabs have securely seated.
- Please ensure to allocate the correct FLOW-LOCK Fin to the correct corresponding slot. (LEFT / MIDDLE / RIGHT)
- **Please Note** : Once fins have been locked into position, they will difficult to remove.