

FITTING DIAGRAM

VW GOLF MK5 GTI - FRONT SPLITTER V2

INSTALLATION AND FITTING SERVICES

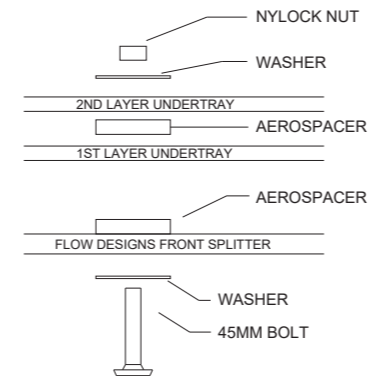
If you are having any difficulties please seek professional advice from the listed International and Domestic Authorised Dealers on our website.

www.flowdesignsaustralia.com

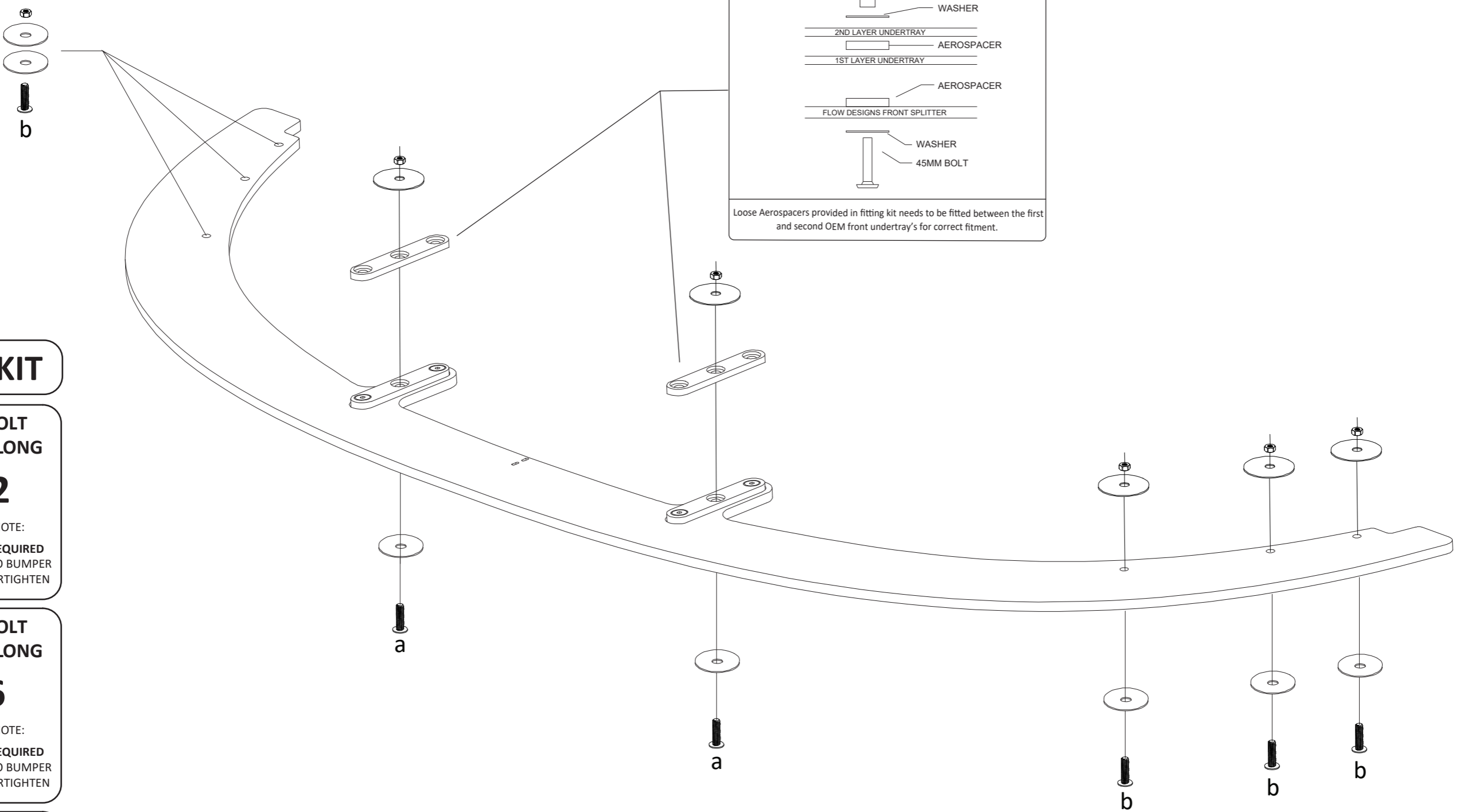
BUMPER REMOVAL

NOT REQUIRED

HANDY HINT



Loose Aerospacers provided in fitting kit needs to be fitted between the first and second OEM front undertray's for correct fitment.

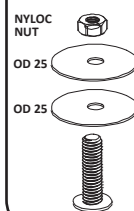


FITTING KIT

a

**M6 BOLT
45mm LONG**

X 2



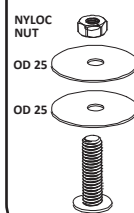
PLEASE NOTE:

DRILLING REQUIRED
TO FASTEN TO BUMPER
DO NOT OVERTIGHTEN

b

**M6 BOLT
30mm LONG**

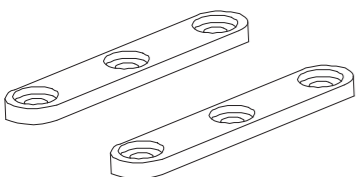
X 6



PLEASE NOTE:

DRILLING REQUIRED
TO FASTEN TO BUMPER
DO NOT OVERTIGHTEN

AEROSPACERS X2



TERMS AND CONDITIONS : MISUSE OF GOODS
By taking possession of this Flow Designs Australia product, you (the buyer) agree that you have read, understood and will comply with the following disclaimer:
This product may not be suitable for road use in your area. We cannot be held liable for any penalties or infringements that may occur as a result of installing any of our products.
We cannot guarantee that this product will comply with subsequent market products you have applied to your vehicle. It is not legal to fit parts onto a road registered vehicle unless it carries and meets the design rules and public road regulations of your area, region and/or country.
We do make our best effort to consider safety when designing our products, we want the scene to be a safe place for everyone! This disclaimer absolves us (Flow Designs Australia) of any and all liability for breaches to any requirement as a result of installation of our products.

www.flowdesignsaustralia.com