

FITTING DIAGRAM

VW MK8 GOLF GTI : REAR DIFFUSER + FLOW-LOCK FINS

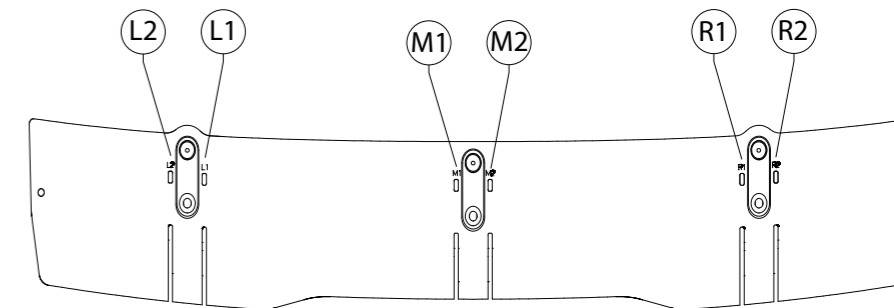
INSTALLATION AND FITTING SERVICES

If you are having any difficulties please seek professional advice from the listed International and Domestic Authorised Dealers on our website.

www.flowdesignsaustralia.com

BUMPER REMOVAL NOT REQUIRED

HANDY HINTS



- Align FLOW-LOCK Fins to their corresponding slots.
- Please ensure to allocate the correct FLOW-LOCK Fin to the correct corresponding slot (L1 into L1 slot, R1 into R1 slot etc.)
- Ensure textured side of fin is facing out from opposing fin
- Push fin firmly into the slots until a clicking sound is heard.
- Check both top and bottom locking tabs have securely seated.

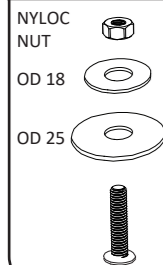
Please Note : Once fins have been locked into position, they will be difficult to remove.

FITTING KIT

a

**M6 BOLT
35mm LONG**

X 3

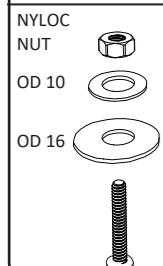


PLEASE NOTE:
DRILLING **REQUIRED**
TO FASTEN TO BUMPER
PLEASE USE 8mm DRILL BIT

b

**M5 BOLT
25mm LONG**

X 2



PLEASE NOTE:
DRILLING **REQUIRED**
TO FASTEN TO BUMPER
PLEASE USE 6mm DRILL BIT

